



Patti Sue Plumer won the 2-Mile Indoors title in 1983, and the 5000 Meters title in 1984.



Gabe Jennings won four NCAA titles during his tenure on The Farm.



Five time national champion Lauren Fleshman won three consecutive NCAA titles in the 5000 meters from 2001-03.

Individual Champions

Men's NCAA Champions

Name	Event	Mark/Time	Year	Site
Albritton, Terry	Shot Put	67-3 1/2	1977	Champaign, Il
Brown, Russell	DMR	9:33.64	2007	Fayetteville, Ark
Chandy, Zach	DMR	9:33.64	2007	Fayetteville, Ark
Dobson, Ian	5,000 Meters (Indoors)	13:43.36	2005	Fayetteville, Ark
Dunn, Gordon	Discus	162-7	1934	Los Angeles, Ca
Edmonds, Ward	Pole Vault	13-6 1/4	1928	Chicago, Il
	Pole Vault	13-8 7/8	1929	Chicago, Il
Garcia, Michael	DMR	9:33.64	2007	Fayetteville, Ark
Hall, Ryan	5,000 Meters	13:22.32	2005	Sacramento, Ca
Hanner, Flint	Javelin	191-2 1/4	1921	Chicago, Il
Hartranft, Glenn	Shot Put	50-0	1921	Chicago, Il
Hassell, Mark	Distance Medley Relay	9:30.01	2001	Fayetteville, Ark
Hauser, Brad	5,000 Meters (Indoors)	13:58.50	1998	Indianapolis, In
	10,000 Meters	28:31.30	1998	Buffalo, NY
	5,000 Meters (Indoors)	13:52.79	1999	Indianapolis, In
	5,000 Meters	13:48.80	2000	Durham, NC
	10,000 Meters	30:38.57	2000	Durham, NC
Heath, Garrett	DMR	9:33.64	2007	Fayetteville, Ark
Held, Bud	Javelin	209-8	1948	Minneapolis, Mn
	Javelin	224-8 1/4	1949	Los Angeles, Ca
	Javelin	216-8 5/8	1950	Minneapolis, Mn
Hoffman, Clifford	Discus	148-4	1921	Chicago, Il
Jennings, Gabe	Mile (Indoors)	3:59.46	2000	Fayetteville, Ark
	Distance Medley Relay	9:28.83	2000	Fayetteville, Ark
	1,500 Meters	3:37.76	2000	Durham, NC
	Distance Medley Relay	9:30.01	2001	Fayetteville, Ark
Jeffrey, Clyde	220 Yards	21.1	1939	Los Angeles, Ca
Kelly, Evan	Distance Medley Relay	9:28.83	2000	Fayetteville, Ark
King, Robert	High Jump	6-6 5/8	1928	Chicago, Il
Kloppstock, Sam	120 Yard hurdles	14.4	1934	Los Angeles, Ca
Krenz, Eric	Discus	149-2	1928	Chicago, Il
Laborde, Henri	Discus	163-3 3/4	1933	Chicago, Il
Lofton, James	Long Jump	26-11 3/4	1978	Eugene, Or
Long, Leo	Javelin	226-8 3/4	1954	Ann Arbor, Mi
Malott, Ray	440-Yards	46.8	1938	Minneapolis, Mn
Meier, August	120 Yard Hurdles	14.2	1933	Chicago, Il
Nutter, Nathan	10,000 Meters	29:11.96	1999	Boise, Id
Questad, Larry	100 Yards	9.7	1963	Albuquerque, NM
Reynolds, James	Shot Put	50-5 1/4	1936	Chicago, Il
Riley, Jonathon	Distance Medley Relay	9:28.83	2000	Durham, NC
	Distance Medley Relay	9:30.01	2001	Fayetteville, Ark
	5,000 Meters	13:42.51	2001	Eugene, Or
Robertson, Michael	Discus	201-0 (61.26m)	2005	Sacramento, Ca
Robison, Grant	1,500 Meters	3:40.39	2003	Sacramento, Ca
Rother, Harlow	Shot Put	49-10 3/4	1928	Chicago, Il
	Shot Put	50-3	1929	Chicago, Il
	Shot Put	51-1 3/4	1930	Chicago, Il
Sage, Donald	1,500 Meters	3:42.65	2002	Baton Rouge, La
	Distance Medley Relay	9:30.01	2001	Fayetteville, Ark
Spencer, Bud	440 Yards	47.7	1928	Chicago, Il
Stember, Michael	Distance Medley Relay	9:28.83	2000	Fayetteville, Ark
Stevens, Jon	Distance Medley Relay	9:30.01	2001	Fayetteville, Ark
Stevenson, Toby	Pole Vault	18-2 1/2	1998	Buffalo, NY
Stoecker, Bob	Discus	183-7 1/4	1965	Berkeley, Ca
Weill, Dave	Discus	188-1	1962	Eugene, Or
	Discus	181-2 1/4	1963	Albuquerque, NM
Zagar, Peter	Discus	156-3	1937	Berkeley, Ca
	Discus	162-3 1/4	1939	Los Angeles, Ca
	Discus	164-0 1/4	1940	Minneapolis, Mn



Terry Albritton won the NCAA shot put title in 1977.



Tracye Lawyer is the only Cardinal to ever win the heptathlon.



Brad Hauser was a five-time national champion.

Women's NCAA Champions

Bernhagen, Lisa	High Jump (Indoors)	6-5 1/2	1987	Oklahoma City, Ok
Cady, Carol	Shot Put	56-0	1983	Houston, Tx
	Discus	198-5	1984	Eugene, Or
Chokshi, Monal	3,000 Meters	9:20.18	1998	Buffalo, NY
Craig, Alicia	10,000 Meters	32:40.03	2003	Sacramento, Ca
	10,000 Meters	33:58.27	2004	Austin, Tx
Dukes, Pam	Shot Put (Indoors)	57-1	1987	Oklahoma City, Ok
Edwards, Jackie	Long Jump (Indoors)	21-7 1/2	1992	Indianapolis, In
	Long Jump	21-8	1992	Austin, Tx
Fleshman, Lauren	Distance Medley Relay	11:01.66	2000	Fayetteville, Ark
	5,000 Meters	15:52.21	2001	Eugene, Or
	3,000 Meters (Indoors)	9:07.45	2002	Fayetteville, Ark
	5,000 Meters	15:53.91	2002	Baton Rouge, La
	5,000 Meters	15:24.06	2003	Sacramento, Ca
Gaines, Chryste	55m (Indoors)	6.87	1992	Indianapolis, In
	100 Meters	11.05w	1992	Austin, Tx
Glynn, Sally	Distance Medley Relay	11:01.66	2000	Fayetteville, Ark
Hopp, Ceci	3,000 Meters	8:57.0	1982	Provo, Ut
Hyatt, Lindsay	Distance Medley Relay	11:01.66	2000	Fayetteville, Ark
Lawyer, Tracye	Heptathlon	5,855 pts	1999	Boise, Id
McLain, Erica	Triple Jump	45-7 3/4 (13.91m)	2007	Fayetteville, Ark
Plumer, PattiSue	2-Mile (Indoors)	9:45.54	1983	Pontiac, Mi
	5,000 Meters	15:39.38	1984	Eugene, Or
Schnurpfeil, Kim	10,000 Meters	32:36.51	1982	Provo, Ut
Smith, Jayna	Distance Medley Relay	11:01.66	2000	Fayetteville, Ark
Wiley, Alison	3,000 Meters	9:03.51	1983	Houston, Tx

Men's NCAA West Regional Outdoor Champions

Name	Event	Mark/Time	Year	Site
Louis Luchini	5,000 Meters	13:45.36	2003	Stanford, Ca
Michael Robertson	Discus	201-0 (61.26m)	2005	Eugene, Or
Grant Robison	1,500 Meters	3:45.63	2003	Stanford, Ca
Nick Welihozkiy	Hammer	212-0 (64.62m)	2003	Stanford, Ca
Stanford	1,600 Meter Relay	3:07.23	2003	Stanford, Ca

Milton Little, Gerren Crochet, Curtis Goehring, Nick Sebes

Women's NCAA West Regional Outdoor Champions

Sara Bei	5,000 Meters	16:22.41	2005	Eugene, Or
	5,000 Meters	16:12.86	2004	Northridge, Ca
	5,000 Meters	16:06.48	2003	Stanford, Ca
Jill Camarena	Shot Put	55-7 3/4 (16.96m)	2004	Northridge, Ca
Janice Davis	100 Meters	11.61	2005	Eugene, Or
Nashonne Johnson	400 Meters	53.65	2006	Provo, Ut
Arianna Lambie	1,500 Meters	4:14.05	2007	Eugene, Or
Erica McLain	Triple Jump	44-8 (13.61m)	2006	Provo, Ut
	Triple Jump	44-8 (13.61m)	2007	Eugene, Or
Teresa McWalters	5,000 Meters	16:04.92	2007	Eugene, Or
Stanford	1,600 Meter Relay	3:34.73	2005	Eugene, Or

Chimmy Offor, Ashley Freeman, Nashonne Johnson, Janice Davis

Men's Pacific-10 Conference Champions (Since 1960)

Terry Albritton	Shot Put	65-6 1/4 (19.97m)	1977	Los Angeles, Ca (UCLA)
Art Batchelder	Javelin (old implement)	240-11 1/2 (73.46m)	1962	Los Angeles, Ca (USC)
Russell Brown	1,500 Meters	3:46.89	2007	Stanford, Ca
Rick Buss	Hammer	211-5 (64.66m)	1980	Seattle, Wa
Travis Clark	Decathlon	6,982 points	1994	Pullman, Wa
Bill Crowley	1,500 Meters	3:47.79	1990	Seattle, Wa
Ian Dobson	3,000 Meter Steeplechase	8:50.83	2003	Los Angeles, Ca (USC)
Jim Eshelman	Pole Vault	16-0 3/4 (4.90m)	1965	Pullman, Wa
Brad Hauser	5,000 Meters	13:56.40	2000	Eugene, Or
Brent Hauser	10,000 Meters	29:27.90	2000	Eugene, Or
Marcus Hickerson	Long Jump	26-0 1/4 (7.93m)	1991	Tempe, Az
Matt Hogsett	440 Yard Hurdles	51.3	1974	Los Angeles, Ca (USC)
Gabe Jennings	1,500 Meters	3:42.86	2000	Eugene, Or
	1,500 Meters	3:43.30	2001	Berkeley, Ca
	1,500 Meters	3:42.23	2002	Pullman, Wa
Jimmie Johnson	200 Meters	20.95	1997	Seattle, Wa
John Kelly	Long Jump	24-1 3/4 (7.36m)	1960	Seattle, Wa
Milton Little	Long Jump	24-10wa (7.57m)	2002	Pullman, Wa
James Lofton	Long Jump	26-4 3/4wa (8.05m)	1977	Los Angeles, Ca (UCLA)
	Long Jump	25-9 1/2 (7.86m)	1978	Corvallis, Or
Louis Luchini	5,000 Meters	14:06.67	2003	Los Angeles, Ca (USC)
	10,000 Meters	29:13.28	2003	Los Angeles, Ca (USC)
Brian Marshall	High Jump	7-4 1/4 (2.24m)	1986	Los Angeles, Ca (USC)
	High Jump	7-5 3/4 (2.28m)	1988	Los Angeles, Ca (UCLA)
Harry McCalla	Three Miles	14:13.3	1962	Los Angeles, Ca (USC)
Allen Meredith	Triple Jump	52-3 (15.92m)	1970	Los Angeles, Ca (UCLA)
Bob Miltz	880 Yards	1:50.4	1963	Berkeley, Ca
Dan Moore	Long Jump	24-8 1/4 (7.52m)	1962	Los Angeles, Ca (USC)
	Long Jump	24-5 1/2 (7.45m)	1963	Berkeley, Ca
Nathan Nutter	10,000 Meters	29:55.20	1999	Tempe, Az
Michael Ponikvar	High Jump	7-0 1/2 (2.15m)	1999	Tempe, Az
	High Jump	7-4 1/2 (2.25m)	2001	Berkeley, Ca
Dave Popejoy	Hammer	216-0 (65.84m)	1992	Eugene, Or
Bill Pratt	880 Yards	1:50.3	1964	Los Angeles, Ca (USC)
Michael Questad	100 Yards	21.5	1963	Berkeley, Ca
Rob Reeder	10,000 Meters	29:48.88	1997	Seattle, Wa
Jonathon Riley	5,000 Meters	14:18.11	2002	Pullman, Wa
	10,000 Meters	30:22.64	2002	Pullman, Wa
Michael Robertson	Discus	192-7 (58.70m)	2005	Los Angeles, Ca
Grant Robison	1,500 Meters	3:44.42	2003	Los Angeles, Ca (USC)
Justin Romaniuk	800 Meters	1:49.86	2003	Los Angeles, Ca (USC)
Tony Sandoval	10,000 Meters	28:55.6	1976	Berkeley, Ca
Paul Schlicke	Mile	4:02.5	1964	Los Angeles, Ca (USC)
Michael Stember	800 Meters	1:50.02	2001	Berkeley, Ca
Toby Stevenson	Pole Vault	18-9 1/4 (5.72m)	2000	Eugene, Or
Bob Stoecker	Discus	183-10 1/2 (56.05m)	1965	Pullman, Wa
David Strang	800 Meters	1:49.38	1990	Seattle, Wa
	800 Meters	1:48.96	1991	Tempe, Az
Jesse Thomas	3,000 Meter Steeplechase	8:51.48	2001	Berkeley, Ca
Dave Thomson	Hammer	209-8 (63.90m)	1981	Stanford, Ca
Rick Tipton	120 Yard Hurdles	13.9	1969	Corvallis, Or
Bud Walsh	Long Jump	24-6 1/2 (7.48m)	1967	Eugene, Or
Dave Weill	Discus	179-2 1/2 (54.64m)	1961	Stanford, Ca
	Discus	187-7 (57.19m)	1962	Los Angeles, Ca (USC)
	Discus	179-8 1/2 (54.78m)	1963	Berkeley, Ca

Women's Pacific-10 Conference Champions

Undine Becker	400 Meter Hurdles	58.59	2005	Los Angeles, Ca
Chauntae Bayne-Hackett	400 Meters	52.35	2006	Eugene, Or
Sara Bei	5,000 Meters	16:35.39	2004	Tucson, Az
	5,000 Meters	16:47.57	2005	Los Angeles, Ca
Melanie Bloch	1,500 Meters	4:24.2	1990	Seattle, Wa
Jill Camarena	Shot Put	54-10 1/4 (16.72m)	2002	Pullman, Wa
	Shot Put	57-10 1/4 (17.63m)	2004	Tucson, Az
Monal Chokshi	3,000 Meters	9:38.16	1995	Tucson, Az
	3,000 Meters	9:23.92	1998	Stanford, Ca

Alicia Craig	10,000 Meters	33:42.29	2003	Los Angeles, Ca (USC)
	10,000 Meters	36:04.95	2004	Tucson, Az
	10,000 Meters	34:02.79	2005	Los Angeles, Ca (UCLA)
Jackie Edwards	Long Jump	21-8 1/4 (6.61m)	1992	Eugene, Or
	Triple Jump	41-8 1/2 (12.71m)	1991	Tempe, Az
Melissa Feinstein	Pole Vault	12-5 1/2 (3.80m)	1998	Stanford, Ca
Lauren Fleshman	5,000 Meters	16:47.24	2002	Pullman, Wa
	5,000 Meters	16:37.52	2003	Los Angeles, Ca (USC)
Chryste Gaines	100 Meters	12.05	1990	Seattle, Wa
	100 Meters	11.28	1991	Tempe, Az
	100 Meters	10.94wa	1992	Eugene, Or
Sally Glynn	1,500 Meters	4:16.98	2001	Berkeley, Ca
	3,000 Meters	9:22.11	2000	Eugene, Or
Carol Gray	10,000 Meters	33:41.8	1988	Los Angeles, Ca (UCLA)
Arianna Lambie	1,500 Meters	4:15.65	2006	Eugene, Or
	1,500 Meters	4:19.12	2007	Stanford, Ca
	5000 Meters	15:57.59	2007	Stanford, Ca
Tracye Lawyer	Heptathlon	5,663 points	1997	Seattle, Wa
	Heptathlon	5,809 points	1998	Stanford, Ca
	Heptathlon	5,794 points	1999	Tempe, Az
Jen McCormick	Javelin	179-5 (54.68m)	1994	Pullman, Az
Erica McLain	Long Jump	21-2 1/2 (6.46m)	2005	Los Angeles, Ca (UCLA)
	Long Jump	21-5 1/4 (6.53m)	2006	Eugene, Or
	Triple Jump	45-2 1/2 (13.78m)	2005	Los Angeles, Ca (UCLA)
	Triple Jump	44-2 1/2 (13.47m)	2006	Eugene, Or
	Triple Jump	46-5 1/4 (14.15m)	2007	Stanford, Ca
	10,000 Meters	35:10.62	2007	Stanford, Ca
Teresa McWalters	Heptathlon	5,285 points	1990	Seattle, Wa
Peggy Odita	10,000 Meters	34:25.55	1997	Seattle, Wa
Sarna Renfro	10,000 Meters	35:44.19	2002	Pullman, Wa
Erin Sullivan	10,000 Meters	34:44.72	1994	Pullman, Wa
Louise Watson	Javelin (old implement)	192-2 (58.58m)	1988	Los Angeles, Ca (UCLA)
Erica Wheeler	1,600 Meter Relay	3:35.10	2004	Tucson, Az
Stanford	1,600 Meter Relay	3:32.69	2006	Eugene, Or

Nashonne Johnson, Ashley Freeman, Janice Davis, Chauntae Bayne-Hackett

Men's MPSF Conference Indoor Champions

Russell Brown	Mile	4:02.54	2006	Seattle, Wa
Ian Dobson	5,000 Meters	13:45.54	2005	Seattle, Wa
Jacob Gomez	3,000 Meters	7:55.26	2006	Seattle, Wa
Seth Hejny	Mile	4:05.29	2003	Boise, Id
Louis Luchini	3,000 Meters	8:12.21	2003	Boise, Id
	5,000 Meters	14:13.13	2003	Boise, Id
Daniel Parris	5,000 Meters	15:13.52	2002	Flagstaff, Az
Stanford	Distance Medley Relay	9:38.87	2006	Seattle, Wa

Russell Brown, Michael Garcia, Joaquin Chapa, Garrett Heath

Women's MPSF Conference Indoor Champions

Chauntae Bayne-Hackett	60 Meters	7.31	2006	Seattle, Wa
Sara Bei	3,000 Meters	9:13.86	2005	Seattle, Wa
Jill Camarena	Shot Put	55-6 1/2 (16.93m)	2003	Boise, Id
	Shot Put	55-2 1/4 (16.82m)	2002	Flagstaff, Az
Alicia Craig	3,000 Meters	9:26.67	2004	Seattle, Wa
	5,000 Meters	16:05.24	2003	Boise, Id
Janice Davis	60 Meters	7.34	2005	Seattle, Wa
	200 Meters	23.87	2005	Seattle, Wa
	200 Meters	23.46	2006	Seattle, Wa
Malindi Elmorc	Mile	4:42.0	2003	Boise, Id
Ashley Freeman	400 Meters	54.16	2004	Seattle, Wa
Jeane Goff	3,000 Meters	9:40.40	2003	Boise, Id
Nashonne Johnson	400 Meters	54.61	2005	Seattle, Wa
Arianna Lambie	Mile	4:39.01	2005	Seattle, Wa
	Mile	4:44.27	2006	Seattle, Wa
	3,000 Meters	9:09.58	2006	Seattle, Wa
	5,000 Meters	15:50.65	2007	Seattle, Wa
Sarah (Griffin) Matthew	Long Jump	20-6 1/2 (6.26m)	2007	Seattle, Wa
Erica McLain	Long Jump	20-7 (6.27m)	2005	Seattle, Wa
	Long Jump	20-10 3/4 (6.37m)	2006	Seattle, Wa
	Triple Jump	45-7 1/4 (13.90m)	2005	Seattle, Wa
	Triple Jump	43-9 3/4 (13.35m)	2006	Seattle, Wa
	Triple Jump	44-4 (13.51m)	2007	Seattle, Wa
Anita Siraki	5,000 Meters	16:58.74	2004	Seattle, Wa
Stanford	1,600 Meter Relay	3:43.37	2003	Boise, Id

Nashonne Johnson, Ashley Purnell, Chauntae Bayne, Christine Moschella

Chimmy Offor, Nashonne Johnson, Keisha Gaines, Ashley Freeman

Chimmy Offor, Christine Moshella, Nashonne Johnson, Ashley Freeman

1,600 Meter Relay 3:38.51 2005 Seattle, Wa

1,600 Meter Relay 3:36.80 2006 Seattle, Wa

Keisha Gaines, Nashonne Johnson, Chauntae Bayne-Hackett, Janice Davis

Distance Medley Relay 11:32.95 2003 Boise, Id

Yfa Kretzschmar, Lindsey Johnson, Lauren Fleshman, Alicia Craig

Distance Medley Relay 11:18.42 2004 Seattle, Wa

Sara Bei, Chimmy Offor, Katie Hotchkiss, Alicia Craig

Distance Medley Relay 11:24.54 2005 Seattle, Wa

Amanda Trotter, Nashonne Johnson, Lindsay Allen, Anita Siraki

Distance Medley Relay 11:11.46 2006 Seattle, Wa

Amanda Trotter, Ashley Freeman, Arianna Lambie, Katy Trotter

Stanford Top Team Performances at the NCAA Championships

Men – Track & Field (Outdoors)

2005	Seventh Place	28 points	Sacramento, Ca
2003 (tie)	Seventh Place	30 points	Sacramento, Ca
2002	Eighth Place	26 points	Baton Rouge, La
2001	Fourth Place	36 points	Eugene, Or
2000	NCAA Champions	72 points	Durham, NC
1999	Second Place	52 points	Boise, Id
1998	Second Place	51 points	Buffalo, NY
1977 (tie)	Tenth Place	16 points	Champaign, Il
1968 (tie)	Tenth Place	14 points	Berkeley, Ca
1963	Second Place	42 points	Albuquerque, NM
1962	Fifth Place	24 3/7 points	Eugene, Or
1960 (tie)	Sixth Place	20 points	Berkeley, Ca
1957	Fifth Place	21 points	Austin, Tx
1954	Eighth Place	15 points	Ann Arbor, Mi
1953 (tie)	Third Place	22 points	Lincoln, Ne
1952 (tie)	Fourth Place	24 points	Berkeley, Ca
1950	Second Place	28 points	Minneapolis, Mn
1949	Third Place	30 points	Los Angeles, Ca
1948	Eighth Place	17 3/4 points	Minneapolis, Mn
1940	Second Place	28 2/3 points	Minneapolis, Mn
1939	Second Place	44 3/4 points	Los Angeles, Ca
1938	Second Place	38 points	Minneapolis, Mn
1937	Second Place	50 points	Berkeley, Ca
1936	Fourth Place	32 points	Chicago, Il
1935 (tie)	Third Place	20 points	Berkeley, Ca
1934	NCAA Champions	63 points	Los Angeles, Ca
1933	Fourth Place	26 3/7 points	Chicago, Il
1930	Fifth Place	28 points	Chicago, Il
1929	Fifth Place	28 points	Chicago, Il
1928	NCAA Champions	72 points	Chicago, Il
1925	NCAA Champions	26 points	Chicago, Il
1923	Fourth Place	13.5 points	Chicago, Il

Men – Track & Field (Indoors)

2007	Fourth Place	28 points	Fayetteville, Ark
2003 (tie)	Ninth Place	18 points	Fayetteville, Ark
2001	Fifth Place	28.5 points	Fayetteville, Ark
2000	Second Place	52 points	Fayetteville, Ark
1999	Second Place	42.5 points	Indianapolis, In
1998	Second Place	36.5 points	Indianapolis, In

Men – Cross Country

2006	Fourth Place	195 points	Terre Haute, In
2005	Sixth Place	231 points	Terre Haute, In
2004	Sixth Place	269 points	Terre Haute, In
2003	NCAA Champions	24 points	Waterloo, Ia
2002	NCAA Champions	47 points	Terre Haute, In
2001	Second Place	91 points	Greenville, SC
2000	Fourth Place	149 points	Ames, Ia
1999	Fourth Place	223 points	Bloomington, In
1998	Second Place	114 points	Lawrence, Ks
1997	NCAA Champions	53 points	Greenville, SC
1996	NCAA Champions	46 points	Tucson, Az
1995	Fifth Place	209 points	Ames, Ia
1994	Sixth Place	208 points	Fayetteville, Ar
1968	Second Place	100 points	Wheaton, Il

Women – Track & Field (Outdoors)

2005	Fifth Place	29 points	Sacramento, Ca
2004	Sixth Place	27 points	Austin, Tx
2003	Ninth Place	27 points	Sacramento, Ca
2002	Seventh Place	25 points	Baton Rouge, La
2001	Eighth Place	27 points	Eugene, Or
1998	Ninth Place	25.5 points	Buffalo, NY
1992	Fourth Place	28 points	Austin, Tx
1988	Eighth Place	26 1/3 points	Eugene, Or
1986	Sixth Place	29 points	Indianapolis, In
1984	Third Place	71 points	Eugene, Or
1983	Sixth Place	60 points	Houston, Tx
1982	Fifth Place	78 points	Provo, Ut

Women – Track & Field (Indoors)

2007	Sixth Place	24 points	Fayetteville, Ark
2006	Second Place	36 points	Fayetteville, Ark
2005	Eighth Place	24 points	Fayetteville, Ark
2004 (tie)	Seventh Place	30 points	Fayetteville, Ark
2003	Sixth Place	32 points	Fayetteville, Ark
2002 (tie)	Fifth Place	25 points	Fayetteville, Ark
1992	Second Place	26 points	Indianapolis, In
1983	Third Place	28 points	Pontiac, Mi

Women – Cross Country

2007	NCAA Champions	144 points	Terre Haute, In
2006	NCAA Champions	195 points	Terre Haute, In
2005	NCAA Champions	146 points	Terre Haute, In
2004	Fifth Place	269 points	Terre Haute, In
2003	NCAA Champions	120 points	Waterloo, Ia

2002	Second Place	113 points	Terre Haute, In
2001	Fifth Place	206 points	Greenville, SC
2000	Third Place	198 points	Ames, Ia
1999	Third Place	127 points	Bloomington, In
1998	Third Place	111 points	Lawrence, Ks
1997	Second Place	102 points	Greenville, SC
1996	NCAA Champions	101 points	Tucson, Az
1995	Ninth Place	235 points	Ames, Ia
1994	Seventh Place	198 points	Fayetteville, Ark
1984	Second Place	89 points	University Park, Pa
1983	Second Place	98 points	Bethlehem, Pa
1982	Second Place	91 points	Bloomington, In
1981	Third Place	105 points	Wichita, Ks

Stanford Top Team Performances at the NCAA West Regionals

Men – (Outdoors)

2007	Seventh Place	43.5 points	Eugene, Or
2006	Ninth Place	28 points	Provo, Ut
2005	Sixth Place	61 points	Eugene, Or
2004	Sixth Place	48 points	Northridge, Ca
2003	Fourth Place	69 points	Stanford, Ca

Women – (Outdoors)

2007	Fourth Place	60 points	Eugene, Or
2006	First Place (tie)	94 points	Provo, Ut
2005	First Place	110.5 points	Eugene, Or
2004	Third Place	74 points	Northridge, Ca
2003	Second Place	77 points	Stanford, Ca

Stanford Top Team Performances at the Pac-10 Championships

Men – (Outdoors)

2003	Second Place	130 points	Los Angeles, Ca (USC)
2002	First Place	151 points	Pullman, Wa
2001	First Place	142 points	Berkeley, Ca
2000	Second Place	122.5 points	Eugene, Or
1999	Third Place	105.5 points	Tempe, Az
1994	Fifth Place	51.5 points	Pullman, Wa
1966	Fourth Place	32 points	Stanford, Ca
1965	Fifth Place	34 points	Pullman, Wa
1964	Fourth Place	37 points	Los Angeles, Ca (USC)
1963	Second Place	64 points	Berkeley, Ca
1962	Third Place	50 points	Los Angeles, Ca (USC)
1961	Fourth Place	28.5 points	Stanford, Ca
1960	Fifth Place	26.5 points	Seattle, Wa

Women – (Outdoors)

2007	Second Place	134.33 points	Stanford, Ca
2006	Second Place	151.5 points	Eugene, Or
2005	First Place	173 points	Los Angeles, Ca (UCLA)
2004	Second Place	153 points	Tucson, Az
2003	Second Place	140 points	Los Angeles, Ca (USC)
2002	Third Place	121 points	Pullman, Wa
2001	Third Place	120.5 points	Berkeley, Ca
2000	Third Place	114 points	Eugene, Or
1999	Fourth Place	122.5 points	Tempe, Az
1998	Second Place	136 points	Stanford, Ca
1997	Third Place	110 points	Seattle, Wa
1991	Fourth Place	54 points	Tempe, Az

Stanford Top Team Performances at the MPSF Championships

Men – (Indoors)

2007	Fourth Place	79.5 points	Seattle, Wa
2006	Second Place	100 points	Seattle, Wa
2005	Second Place	93.5 points	Seattle, Wa
2004	Third Place	82.5 points	Seattle, Wa
2003	Second Place	99 points	Boise, Id
2002	Fifth Place	57 points	Flagstaff, Az

Women – (Indoors)

2007	Second Place	96 points	Seattle, Wa
2006	First Place	161 points	Seattle, Wa
2005	First Place	180.5 points	Seattle, Wa
2004	First Place	148 points	Seattle, Wa
2003	First Place	171 points	Boise, Id
2002	Sixth Place	57 points	Flagstaff, Az

Men's All-Americans

Name	Event	Year
Albritton, Terry	Shot Put	1977
Allen, Jeff	DMR	1998, 1999
Araia, Neftalem	Cross Country	2004, '05, '06, '07
	3000 Meters (I)	2006
Atkinson, Jeff	1500 Meters	1985, 1986
Balkman, Jason	Cross Country	1997
	5000 Meters (I)	1998, 1999, 2000
	5000 Meters	1999
	10,000 Meters	1999, 2000
Batchelder, Art	Javelin	1962
Bogges, Brian	Shot Put	1989
Boyce, Peter	High Jump	1968
Brock, Greg	Cross Country	1968, 1969
Brown, Russell	Cross Country	2007
	DMR	2005, 2006, 2007
	Mile (I)	2006, 2007
	1500 Meters	2005, 2006, 2007
Buss, Rick	Hammer	1980
Carrigan, Casey	Pole Vault	1970
Chandy, Zach	DMR	2007
Chapa, Joaquin	DMR	2005, 2006
Colby, Tom	Javelin	1968
Connolly, Adam	35-pound Weight	1998, 1999
	Hammer	1996, 1998, 1999
Cortwright, Steve	120Yd Hurdles	1963
Crowley, Bill	800 Meters	1990
Cunliffe, Ernie	880 Yards	1959, 1960
DeVries, Hakon	5,000 Meters	2006
Dobson, Ian	Cross Country	2001, 2002, 2003
	5000 Meters (I)	2003, 2004, 2005
	10,000 Meters	2003
	3000 Meters (I)	2004
	3000M Steeplechase	2004
	5000 Meters	2005
Emme, Chris	3000 Meters (I)	2002, 2004
Fadil, Mark	DMR	1996
Fox, Evan	DMR	2003
	Mile (I)	2005
Frische, Eric	440-Yard Relay	1965
Garcia, Michael	DMR	2005, 2006, 2007
Goehring, Curtis	DMR	2002
Gomez, Jacob	3000 Meters (I)	2006
Gotcher, Brett	10,000 Meters	2006
Hall, Ryan	Cross Country	2002, 2003, 2004
	5000 Meters	2005
Hassell, Mark	DMR	1999, 2001, 2002
Hauser, Brad	Cross Country	1996, 1997, 1998
	3000 Meters (I)	1999
	5000 Meters (I)	1998, 1999
	5000 Meters	1998, 1999, 2000
	10,000 Meters	1997, 1998, 2000
Hauser, Brent	Cross Country	1996, 1997, 1998
	3000 Meters (I)	2000
	5000 Meters (I)	1998, 1999, 2000
	5000 Meters	1997, 1998, 1999, 2000
	10,000 Meters	1998, 1999, 2000
Heath, Garrett	DMR	2006, 2007
	Mile (I)	2007
	1500 Meters	2007
Heath, Tad	DMR	1996
Hejny, Seth	3000 Meters (I)	2001, 2002, 2003
	5000 Meters	2001, 2002, 2003, 2004
	DMR	2003
Hertel, Ed	120 Yard Hurdles	1942
Hickerson, Marcus	Long Jump	1991
Hoste, Graeme	Pole Vault (I)	2007
	Pole Vault	2007
Hustedt, Josh	Heptathlon (I)	2007
Inan, Omer	Discus	2001, 2002, 2003
Jennings, Gabe	DMR	1998, 2000, 2001
	Mile (I)	2000, 2001
	1500 Meters	1998, 2000, 2001
	3000 Meters (I)	1998, 2000
Jimmerson, Greg	Cross Country	1994, 1995, 1996
	10,000 Meters	1996
Johnson, Jimmie	DMR	1996
Kardong, Don	Cross Country	1970
	Three Miles	1970
Kelty, Evan	DMR	2000
Kelly, John	Triple Jump	1959, 1960
Kissin, Roy	10,000 Meters	1978
Lofton, James	Long Jump	1976, 1977, 1978
Luchini, Louis	Cross Country	2001, 2002, 2003
	3000 Meters (I)	2003
	5000 Meters (I)	2001, 2002, 2003
	5000 Meters	2002, 2003, 2004
	10,000 Meters	2002
	DMR	2003
Lunn, Jason	DMR	1996
	1500 Meters	1997
	Mile (I)	1997
Maas, Jake	Cross Country	1999
	1500 Meters	1999
	DMR	1998
Marshall, Brian	High Jump	1986, 1988
Mastalir, Eric	1500 Meters	1990
Mastalir, Mark	1500 Meters	1991
McCalla, Harry	Cross Country	1962
McIntyre, Bob	440-Yard Relay	1965
Mix, Hari	5,000 Meters	2007
Murley, Thomas	Cross Country	1999, 2000
Norwood, Toby	Hammer	1995
Nutter, Nathan	Cross Country	1995, 1996, 1997
	10,000 Meters	1997, 1998, 1999
	1500 Meters	1988
Olesen, Marc	Hammer	1984
Pickering, Shaun	3000 Meter Steeplechase	2006
Pierce, Jonathan	High Jump (I)	2001

Popejoy, David	High Jump	2001, 2002
	35-Pound Weight	1995
	Hammer	1994, 1995
Questad, Larry	100 Yards	1963
	200 Yards	1963
	440 Yard Relay	1965
Reeder, Rob	5000 Meters (I)	1997
	10,000 Meters	1997
Riley, Jonathon	Cross Country	1997, 1998, 1999, 2000
	Mile (I)	1998, 1999
	3000 Meters (I)	1999, 2000, 2001
	5000 Meters (I)	2001
	5000 Meters	2000, 2001, 2002
	DMR	1999, 2000
Robertson, Michael	Discus	2005
Robison, Grant	Cross Country	2001, 2002, 2003
	3000 Meters (I)	2002, 2003
	1500 Meters	2002, 2003
	5000 Meters	2001
	DMR	2002, 2003
	400 Meters (I)	1994
Rodriguez, Rene	440 Yard Relay	1965
Rubin, Dale	Cross Country	2001, 2002, 2003
Sage, Donald	1500 Meters	2001, 2002, 2004
	Mile (I)	2002
	DMR	2001, 2002
	3000 Meters (I)	2004
	Discus	1988
Schneider, Glenn	10,000 Meters	1992, 1993
Scudamore, Dave	DMR	2003, 2005
Sebes, Nick	1500 Meters	2006
Steier, Rolf	800 Meters	2000, 2001
Stember, Michael	1500 Meters	1997, 2000, 2001
	Mile (I)	1999, 2000
	DMR	1998, 1999, 2000
	DMR	2001
Stevens, Jon	Pole Vault (I)	1998, 1999, 2000
Stevenson, Toby	Pole Vault	1998, 1999, 2000
	Discus	1965, 1966
Stoecker, Bob	Cross Country	1992
Stolz, Gary	5000 Meters (I)	1993
	Hammer	1996, 1997, 1998
	800 Meters	1990, 1991
	35-Pound Weight	1995
	Shot Put (I)	1995
	Cross Country	2002, 2003
	5000 Meters (I)	2003
	10,000 Meters	2002, 2003
	Cross Country	1968
Thomas, Brook	3000 Meter Steeplechase	2002
Thomas, Jesse	Hammer	1980
Thomson, Dave	Decathlon	1966
Thorson, Jay	Discus	1961, 1962, 1963
Weill, David	Hammer	2003
Welihozkiy, Nick	35-lb Weight (I)	2003
	Cross Country	1996
White, J.J.	3000 Meters (I)	1997
	Shot Put	1960
Winters, Jerry		

Edwards, Jackie	Long Jump (I)	1991, 1992
	Long Jump	1991, 1992
	Triple Jump (I)	1991, 1992
	Triple Jump	1991, 1992
Elmore, Malindi	Mile (I)	2002, 2003
	Cross Country	2002
	1500 Meters	2003
	DMR	2003
Feinstein, Melissa	Pole Vault (I)	1998
	Pole Vault	1998
Lindsay Flacks	Cross Country	2005
Fleshman, Lauren	Cross Country	1999, 2000, 2001, 2002
	1500 Meters	2000
	Mile (I)	2001
	3000 Meters (I)	2000, 2002, 2003
	5000 Meters (I)	2003
	5000 Meters	2001, 2002, 2003
	DMR	2000, 2002
	DMR	2004, 2006
	4 x 400 Meter Relay	2005
	800 Meters	2006
Fry, Jessica	Cross Country	1996
Gaines, Chryste	55 Meters (I)	1991, 1992
	100 Meters	1991, 1992
	200 Meters (I)	1991, 1992
	200 Meters	1991, 1992
	DMR	2006
Gaines, Keisha	Heptathlon	1986
Gaztambide, Denise	Cross Country	1997, 1998
Glynn, Sally	1500 Meters	2001
	Mile (I)	1999
	3000 Meters	1998, 1999, 2000
	5000 Meters	2001
	DMR	1998, 1999, 2000
	DMR	2003
	10,000 Meters	1988
Gray, Carol	Cross Country	2007
Harrington, Katie	DMR	1995, 1996
Holt, Tyra	3000 Meters	1982
Hopp, Ceci	DMR	2003
Hotchkiss, Katie	800 Meters (I)	2000
Hyatt, Lindsay	DMR	2000, 2002
Jacobs, Regina	Cross Country	1982, 1983, 1984, 1985
	800 Meters	1982
	1500 Meters	1983, 1985
Johnson, Nathonme	4 x 100 Meter Relay	2004
	4 x 400 Meter Relay	2005
	Cross Country	2003, '05, '06, '07
	1500 Meters	2004, 2005, 2007
	Mile (I)	2006
	3000 Meters (I)	2006, 2007
	5000 Meters (I)	2007
	DMR	2006
	Heptathlon	1997, 1998, 1999
	High Jump (I)	1997
	High Jump	1998
	10,000 Meters	1982
	Cross Country	1984
	Discus	1991
	5000 Meters	1982
	Triple Jump (I)	2005, 2006, 2007
	Long Jump (I)	2005, 2006
	Triple Jump	2005, 2006, 2007
	Long Jump	2006, 2007
	Javelin	1993, 1994
McCormick, Jen	Cross Country	2006
McWalters, Teresa	5000 Meters	2005, 2007
	5000 Meters (I)	2006
	3000 Meters (I)	2006
Miller, Heather	DMR	1998
Moore, Sara	1500 Meters	1997
	DMR	1998
Moschella, Christine	DMR	2002, 2003, 2005
	4 x 100 Meter Relay	2004
	4 x 400 Meter Relay	2005
Nickerson, Karen	Discus	1985, 1986
Odita, Peggy	Heptathlon	1990
Offor, Chinyi	DMR	2004, 2005
Osborne, Mary	Javelin	1983
Plumer, PattiSue	3000 Meters	1982, 1983, 1984
	5000 Meters	1984
	4 x 100 Meter Relay	2004
Purnell, Ashley	Discus	1986, 1988, 1989
Purpur, Patty	Shot Put	1987, 1988, 1989
Renfro, Sarna	Cross Country	1994, 1997
	3000 Meters	1995
	5000 Meters	1996, 1997
	5000 Meters (I)	1998
	DMR	1995
Schnurpfeil, Kim	Cross Country	1981
	10,000 Meters	1982
	DMR	2000
Smith, Jayna	Cross Country	1997, 1998, 1999
Stamps, Julia	3000 Meters (I)	1998, 1999
	3000 Meters	1999
	Cross Country	1999, 2000
	3000 Meters (I)	2006
	DMR	2006
	Cross Country	2003, 2004, 2005
	DMR	2004, 2005
	3000 Meters	2005, 2006
	5000 Meters	2006
	3000 Meter Steeplechase	2002
	5000 Meters (I)	1994
	10,000 Meters	1994
Turner, Laura	Javelin	1987, 1988
Watson, Louise	Cross Country	1982, 1983, 1984
	3000 Meters	1983, 1984
	5000 Meters	1984, 1986

Women's All-Americans

Name	Event	Year
Annis, Caroline	Cross Country	1998
Beatty, Allison	Javelin	1999
Bayne-Hackett, Chauntae	60 Meters (I)	2006
	200 Meters (I)	2006
Bei, Sara	Cross Country	2003
	DMR	2004, 2005
	3000 Meters (I)	2004
	5000 Meters	2004, 2005
Bernhagen, Lisa	High Jump	1986, 1987, 1988
Bush, Lillian	Heptathlon	2003
Cady, Carol	Discus	1982, 1983, 1984
	Shot Put	1983, 1984
	Shot Put (I)	2002, 2003, 2004
Camarena, Jill	Shot Put	2002, 2003, 2004
	Discus	2003
	1500 Meters	2002
Carlucci, Maurica	DMR	2002
	Cross Country	1996
Chokshi, Monal	3000 Meters	1995, 1996, 1998
	DMR	1995, 1996, 1998
	Cross Country	2005, 2007
	1500 Meters	2007
Cobb, Mary	Cross Country	1995, 1996, 1997, 1998
	DMR	1996
	3000 Meters	1996
	5000 Meters (I)	1996
	5000 Meters	1997, 1999
Couper, Ashley	1500 Meters	2001
Craig, Alicia	Cross Country	2001, 2002, 2003, 2004
	3000 Meters (I)	2003
	5000 Meters (I)	2003, 2004, 2005
	10,000 Meters	2003, 2004
	4 x 100 Meter Relay	2004
	4 x 400 Meter Relay	2005
	100 Meters	2006
	200 Meters (I)	2006
	1500 Meters	1996
Dey, Dena	DMR	1995, 1996
	Pole Vault	2001, 2002
Donoghue, Kathleen	Shot Put	1985, 1986
Dukes, Pam	Cross Country	1994
Duncombe, Kortney	5000 Meters (I)	1995, 1998
	5000 Meters	1995
	10,000 Meters	1997

Men's Records

Yards	Name	Time	Year
100 yards	Larry Questad	9.3	1963, 1965
220 yards	Larry Questad	20.6	1963
440 yards	Ben Eastman	46.4	1932
880 Yards	Ernie Cunliffe	1:47.3	1960
Mile	Jeff Atkinson	3:55.16	1986
Two Miles	Don Kardong	8:37.8	1971
Three Miles	Don Kardong	13:20.8	1971
Six Miles	Don Kardong	28:00.6	1971
Marathon	Tony Sandoval	2:14.58.0	1976
120 Yard Hurdles	Rick Tipton	13.7	1971
220 Yard Hurdles	Sam Klopstock	23.2	1934
	Jack Weiershauser	23.2	1937
440 Yard IM Hurdles	Randy White	50.7	1971
440 Yard Relay	Eric Frische, Dale Rubin, Bob McIntyre, Larry Questad	39.7	1965
880 Yard Relay	Marvin Holmes, James Lofton, Gordon Banks, Alan Sheats	1:23.7	1977
Mile Relay	Alan Sheats, Tom Shellworth, Gordon Banks, James Lofton	3:08.5	1977
Two-Mile Relay	Bob Miltz, Bill Pratt, Harlan Andrews, Harry McCalla	7:23.5	1964
Distance Medley Relay	James Cramton (440), Bill Crowley (880), Dave Strang (1320), Marc Olesen (Mile)	9:32.85	1988
4 x Mile Relay	Seth Hejny, Donald Sage, Jonathon Riley, Michael Stember	16:15.70	2001

Meters	Name	Time	Year
100 Meters	Wopamo Osaisai	10.39	2005
200 Meters	Larry Questad	20.74	1963
	James Lofton	20.74	1978
400 Meters	Rene Rodriguez	45.85	1994
800 Meters	Michael Stember	1:46.20	2000
1,500 Meters	Michael Stember	3:35.11	2000
3,000 Meter Steeplechase	Ian Dobson	8:32.09	2004
5,000 Meters	Ian Dobson	13:15.33	2005
10,000 Meters	Ian Dobson	27:59.72	2005
110 Meter Hurdles	John Foster	13.94	1976
400 Meter Hurdles	Randy White	50.4	1971
4 x 100 Meter Relay	T.J. Rushing, Nick Sebes, Curtis Goehring, Stanley Wilson	39.71	2004
4 x 400 Meter Relay	Paul McCarthy, Alan Sheats, Gordon Banks, James Lofton	3:06.6	1978
4 x 800 Meter Relay	Ryan Carroll, Gabe Jennings, Mark Hassell, Michael Stember	7:16.94	2000
4 x 1,500 Meter Relay	Brad Hauser, Michael Stember, Brent Hauser, Jason Lunn	15:08.95	1997

Field Events

	Name	Time	Year
Discus	Michael Robertson	210-01 (64.04m)	2007
Hammer	David Popejoy	240-10 (73.40m)	1995
High Jump	Brian Marshall	7-5 3/4 (2.28m)	1988
Javelin (old)	Tom Colby	265-8 (80.98m)	1978
Javelin (new)	Chad Wassink	234-0 (71.32m)	2001
Long Jump	James Lofton	26-11 3/4 (8.22m)	1978
Pole Vault	Toby Stevenson	18-9 1/4 (5.72m)	2000
Shot Put	Terry Albritton	70-7 (21.51m)	1977
Triple Jump	Allen Meredith	52-3 (15.93m)	1970
Decathlon (old)	Bob Mathias	7,887	1952
Decathlon (new)	Jay Thorson	7,529	1986
Pentathlon	Kenny King	3,140	1973



Jillian Camarena set the outdoor and indoor school records in the shot put in 2004.



Michael Robertson set the school record in the discus in 2005.



James Lofton holds the Stanford record in the long jump.



Tracye Lawyer holds the Stanford record in the heptathlon with 5,855 points.

Women's Records

Yards	Name	Time	Year
Mile	Ceci Hopp	4:36.50	1982
Two Mile	Kim Schnurpfeil	10:01.89	1982
4 x 440 Yard Relay	Pam Donald, Margaret Demorest, Marcia Martin, Regina Jacobs	3:48.15	1983

Meters	Name	Time	Year
100 Meters	Chauntae Bayne-Hackett	11.15a	2006
	Chryste Ggaines	11.16	1992
200 Meters	Chauntae Bayne-Hackett	22.78a	2006
	Chryste Gaines	23.00	1992
400 Meters	Chauntae Bayne-Hackett	52.35	2006
800 Meters	Malindi Elmore	2:04.35	2003
1,500 Meters	Malindi Elmore	4:10.42	2003
3,000 Meters	PattiSue Plumer	8:53.1	1983
3,000 Meter Steeplechase	Lindsay Allen	10:01.53	2007
5,000 Meters	Lauren Fleshman	15:15.48	2003
10,000 Meters	Alicia Craig	32:19.97	2004
100 Meter Hurdles	Lindsey Johnson	13.48	2003
400 Meter Hurdles	Pam Board	58.31	1987
4 x 100 Meter Relay	Janice Davis, Nashonme Johnson, Christine Moschella, Ashley Purnell	44.18	2004
4 x 400 Meter Relay	Christine Moschella, Janice Davis, Ashley Freeman, Nashonme Johnson	3:29.39	2005
Sprint Medley Relay	Pam Donald, Andrea Check, Johnna Hansen, Shelly Poerio	1:52.9	1980
4 x 800 Meter Relay	Laura Mottaz (2:09.8), Arianna Lambie (2:07.8), Chiny Offor (2:08.9), Ashley Freeman (2:05.5)	8:32.02	2005
4 x 1,500 Meter Relay	Amanda Trotter (4:20.3) Lauren Centrowitz (4:18.9), Katy Trotter (4:24.1), Arianna Lambie (4:15.3)	17:18.83	2006
Distance Medley Relay	Katy Trotter, Janice Davis, Ashley Freeman, Arianna Lambie	10:58.72	2006

Field Events

	Name	Time	Year
Discus	Carol Cady	207-8 (63.30m)	1983
Hammer	Sarah Hopping	219-8 (66.96m)	2006
High Jump	Lisa Bernhagen	6-2 (1.88m)	1987
Javelin (old implement)	Erica Wheeler	192-2 (58.58m)	1988
Javelin (new implement)	Danielle Maier	165-1 (50.31m)	2006
Long Jump	Jackie Edwards	21-11 3/4 (6.70m)	1991
Pole Vault	Kathleen Donoghue	13-5 1/4 (4.10m)	2002
Shot Put	Jill Camarena	59-6 3/4 (18.15m)	2004
Triple Jump	Erica McLain	46-05 1/4 (14.15m)	2007
Heptathlon	Tracye Lawyer	5,855 points	1999

Men's Indoor Records

Yards	Name	Time	Year
60 Yards	Larry Questad	6.2	1963
	Ken Curl	6.2	1973
100 Yards	Rick Tipton	9.6	1971
600 Yards	Brian Connolly	1:11.0	1985
880 Yards	Ernie Cunliffe	1:51.3	1961
1,000 Yards	Ernie Cunliffe	2:07.9	1961
Mile	Michael Stember	3:58.40	2000
Two Mile	Tony Sandoval	8:52.6	1976
60 Yard High Hurdles	Dave Bagshaw	7.0	1973
70-Yard High Hurdles	Dave Bagshaw	4	1973
120-Yard High Hurdles	Rick Tipton	3.9	1971
880 Yard Relay	Ken Curl, John Kessel	1:27.4	1973
	Matt Hogsett, John Anderson		
Mile Relay	Matt Hogsett, John Kessel	3:17.2	1973
	Dave Bagshaw, John Anderson		
Sprint Medley	(110, 110, 220, 440)	1:32.5	1973
	Ken Curl, John Kessel, John Anderson, Dave Bagshaw		

Meters	Name	Time	Year
55 Meters	Leroy Sims	6.40	2000
60 Meters	Wopamo Osaisai	6.83	2005, 2006
200 Meters	Jimmie Johnson	21.17	1997
400 Meters	Nick Sebes	46.88	2005
500 Meters	Terry Parks	63.4	1983
800 Meters	Michael Stember	1:47.78	2000
1,500 Meters	Brian Pettingill	3:49.7	1983
3,000 Meters	Jonathon Riley	7:46.84	2002
5,000 Meters	Brad Hauser	13:42.00	1998
55 Meter Hurdles	Jay Thorson	7.38	1986
60 Meter Hurdles	Justin Williams	8.03	2003
	Myles Bradley	8.03	2006
	Josh Hustedt	8.03	2007
4 x 400 Meter Relay	Stanford	3:10.40	2003
4 x 800 Meter Relay	Christian Skoog, Brian Pettingill	7:33.2	1986
	Brian Connolly, Jeff Atkinson		
Distance Medley Relay	(1200, 400, 800, 1600)	9:28.83	2000
	Gabe Jennings, Evan Kelly, Michael Stember, Jonathon Riley		

Field Events	Name	Time	Year
High Jump	Brian Marshall	7-3 1/2 (2.22m)	1986
Long Jump	James Lofton	25-7 1/4 (7.80m)	1977
Pole Vault	Toby Stevenson	18-4 1/2 (5.60m)	2000
Shot Put	Terry Albritton	70-6 1/2 (21.50m)	1977
Triple Jump	Phil Cannon	50-2 (15.29m)	1986
35-lb. Weight	Adam Connolly	71-7 1/4 (21.82m)	1999
Heptathlon	Josh Hustedt	5,837 pts	2007

Women's Indoor Records

Yards	Name	Time	Year
Mile	PattiSue Plumer	4:37.0	1983
Two Mile Run	Kim Schnurpfeil	10:01.89	1980
Mile Relay	Marcia Martin, Regina Jacobs	3:54.0	1983
	Pam Board, Terri Givens		

Meters	Name	Time	Year
50 Meters	Chryste Gaines	6.25	1991
55 Meters	Chryste Gaines	6.87	1991
60 Meters	Chauntae Bayne-Hackett	7.21	2006
200 Meters	Chauntae Bayne-Hackett	22.77	2006
300 Meters	Margaret Demorest	40.7	1982
400 Meters	Ashley Purnell	53.57	2005
800 Meters	Lindsay Hyatt	2:05.95	2000
1,500 Meters	PattiSue Plumer	4:23.5	1983
3,000 Meters	PattiSue Plumer	8:53.1	1983
5,000 Meters	Alicia Craig	15:43.04	2003
55 Meter Hurdles	Jackie Bridgeman	7.38	1994
60 Meter Hurdles	Lindsey Johnson	8.42	2002
4 x 400 Meter Relay	Christine Moschella, Janice Davis	3:34.92	2005
	Ashley Freeman, Ashley Purnell		
Distance Medley Relay	(1200, 400, 800, 1600)	11:01.56	2000
	Sally Glynn, Jayna Smith, Lindsay Hyatt, Lauren Fleshman		

Field Events	Name	Time	Year
High Jump	Lisa Bernhagen	6-5 1/2 (1.97m)	1987
Long Jump	Jackie Edwards	21-8 3/4 (6.62m)	1992
Pole Vault	Anna MacFarlane	13-1 (3.99m)	2006
Shot Put	Jill Camarena	57-2 3/4 (17.44m)	2004
Triple Jump	Erica McLain	45-7 1/4 (13.90m)	2005
20-lb Weight	Jessica Pluth	61-11 (18.87m)	2003
Pentathlon	Lauren Stewart	3,788 pts	2006

Men's Freshman Records (outdoors)

Yards	Name	Time	Year
400 Yards	Jim Ward	47.5	1965
880 Yards	Mark Stillman	1:51.8	1978
Mile	Gabe Jennings	3:59.32	1998
Two Mile	Tom Lobsinger	8:58.0	1978
120 Yard High Hurdles	Dave Bagshaw	14.2	1972
440 Yard Hurdles	Randy White	52.2	1968
440 Yard Relay	Andy Sears, Russ Taplin	41.6	1965
	Dell Martin, Roger Cox		
Mile Relay	Dell Martin, Russ Taplin	3:17.1	1965
	Mike Hughes, Jim Ward		

Meters	Name	Time	Year
100 Meters	Wopamo Osaisai	10.39	2005
200 Meters	Wopamo Osaisai	21.04	2005
400 Meters	Rene Rodriguez	46.46	1993
800 Meters	Gabe Jennings	1:46.99	1998
1,500 Meters	Donald Sage	3:39.27	2001
3,000 Meters	Gabe Jennings	7:58.40	1998
3,000 Meter Steeplechase	Jonathan Pierce	9:00.35	2004
5,000 Meters	Brent Hauser	13:39.75	1997
10,000 Meters	Brent Hauser	28:46.35	1997
110 Meter Hurdles	Myles Bradley	14.36	2006
400 Meter Hurdles	Garry Shumway	53.04	1979

Field Events	Name	Time	Year
Discus	Omer Inan	188-3 (57.38m)	2000
Hammer	Adam Connolly	208-0 (63.40m)	1995
High Jump	Brian Marshall	7-3 3/4 (2.23m)	1985
Javelin (old implement)	Fred Mondragon	236-0 (71.93m)	1985
Javelin (new implement)	Bryan Kelley	184-2 (56.15m)	2003
Long Jump	Darrin Nelson	25-7 1/2 (7.81m)	1978
Pole Vault	Toby Stevenson	17-9 (5.41m)	1997
Shot Put	Terry Albritton	61-6 1/2 (18.76m)	1973
Triple Jump	Solomon Welch	50-9 1/2 (15.48m)	2003
Decathlon	Jay Goff	7,007 pts	2000

Women's Freshman Records (outdoors)

Yards	Name	Time	Year
Mile	Ceci Hopp	4:36.5	1982
Two Mile	Alison Wiley	10:02.7	1983

Meters	Name	Time	Year
100 Meters	Chryste Gaines	11.44	1989
200 Meters	Nashonme Johnson	23.61	2003
400 Meters	Keisha Gaines	53.83	2004
800 Meters	Regina Jacobs	2:04.38	1982
1,500 Meters	Arianna Lambie	4:13.14	2004
3,000 Meters	Ceci Hopp	8:57.27	1982
3,000 Meter Steeplechase	Katy Trotter	10:07.55	2004
5,000 Meters	Alicia Craig	15:25.75	2003
10,000 Meters	Alicia Craig	32:40.03	2003
100 Meter Hurdles	Robyn Woolfolk	13.86	1999
400 Meter Hurdles	Pam Board	59.64	1984

Field Events	Name	Time	Year
Discus	Patty Purpur	177-7 (54.12m)	1986
Hammer	Jessica Pluth	187-0 (57.00m)	2001
High Jump	Lisa Bernhagen	6-0 (1.83m)	1985
Javelin (old implement)	Mary Osborne	181-3 (55.26m)	1980
Javelin (new implement)	Dani Meier	150-2 (45.78m)	2005
Long Jump	Erica McLain	21-2 1/2 (6.46m)	2005
Pole Vault	Samantha Shepard	13-2 1/4 (4.02m)	2003
Shot Put	Jillian Camarena	53-9 (16.38m)	2001
Triple Jump	Erica McLain	45-11 1/2 (14.01m)	2005
Heptathlon	Lauren Stewart	5,141 points	2006



Larry Questad has held the outdoor school record in the 200 meters (20.74) since 1963.



Pam Board set the Stanford record in the 400 meter hurdles (58.31) in 1987.



Darrin Nelson was a stand-out for the Cardinal in both track and field and football.

100 Meters

World Record	Year	Time
Asafa Powell (Jamaica)	2007	9.74
American Record	Year	Time
Maurice Green (USA)	1999	9.79
Collegiate Record	Year	Time
Ato Boldon (UCLA)	1996	9.92
Pac-10 Record	Year	Time
Ato Boldon (UCLA)	1996	9.90
Cobb Track & Angell Field	Year	Time
Maurice Greene (Nike)	2002	9.99
Stanford Record	Year	Time
1. Wopamo Osaisai	2005	10.39
2. Gordon Banks	1977	10.40
3. Larry Questad	1964	10.44
4. Jimmie Johnson	1997	10.46
4. Stanley Wilson	2004	10.46
6. Marvin Holmes	1977	10.48
7. James Lofton	1978	10.54
7. Darrin Nelson	1979	10.54
9. Leroy Sims	2000	10.61
9. Milton Little	2003	10.61

200 Meters

World Record	Year	Time
Michael Johnson (USA)	1996	19.32
American Record	Year	Time
Michael Johnson (USA)	1996	19.32
Collegiate Record	Year	Time
Justin Gatling (Tennessee)	2002	19.86
Pac-10 Record	Year	Time
Alto Boldon (UCLA)	1996	19.90
Cobb Track & Angell Field	Year	Time
Darvis Patton (adidas)	2002	20.15
Stanford Record	Year	Time
1. Larry Questad	1963	20.74
1. James Lofton	1977	20.74
3. Clyde Jeffrey	1939	20.84
4. Jimmie Johnson	1997	20.95
5. Wopamo Osaisai	2005	21.04
6. Damon Dunn	1996	21.10
7. Gordon Banks	1977	21.24
8. Milton Little	2003	21.31
9. Darrin Nelson	1980	21.34
10. James Cramton	1991	21.35

400 Meters

World Record	Year	Time
Michael Johnson (USA)	1999	43.18
American Record	Year	Time
Michael Johnson (USA)	1999	43.18
Collegiate Record	Year	Time
Quincy Watts (USC)	1992	44.00
Pac-10 Record	Year	Time
Quincy Watts (USC)	1992	43.50
Cobb Track & Angell Field	Year	Time
Tyree Washington (Nike)	2003	44.33
Stanford Record	Year	Time
1. Rene Rodriguez	1994	45.85
2. Alan Sheats	1977	46.08
3. Jimmie Johnson	1996	46.17
4. Nick Sebes	2004	46.20
5. James Lofton	1977	46.54
5. Ben Eastman	1932	46.54
7. James Cramton	1991	46.71
8. Evan Kelty	2002	46.86
9. Ray Malott	1937	47.04
10. Bud Spencer	1928	47.14

800 Meters

World Record	Year	Time
Wilson Kipketer (Den)	1997	1:41.11
American Record	Year	Time
Johnny Gray (SMTC)	1985	1:42.60
Collegiate Record	Year	Time
Julius Achon (G. Mason)	1996	1:44.55
Pac-10 Record	Year	Time
Joaquim Cruz (Oregon)	1984	1:41.77
Cobb Track & Angell Field	Year	Time
David Krummenacher (USA) 2005	1:45.19	
Stanford Record	Year	Time
1. Michael Stember	2000	1:46.20
2. Ernie Cunliffe	1960	1:46.60
3. Gabe Jennings	2001	1:46.83
4. David Strang	1990	1:46.90
5. Christian Skoog	1986	1:47.92
6. Grant Robison	2003	1:47.96
7. Russell Brown	2007	1:47.97
8. John Schaer	1979	1:48.30
9. Ryan Carroll	2001	1:48.42
10. Bill Crowley	1990	1:48.20

1,500 Meters

World Record	Year	Time
Hicham El Guerrouj (Mor)	1998	3:26.00
American Record	Year	Time
Bernard Lagat (Nike)	2005	3:29.30
Collegiate Record	Year	Time
Sydney Maree (Villanova)	1981	3:35.30
Pac-10 Record	Year	Time
Bernard Lagat (WSU)	1999	3:30.56
Cobb Track & Angell Field	Year	Time
Rachid Ramzi (Bahrain)	2005	3:34.74
Stanford Record	Year	Time
1. Michael Stember	2000	3:35.11
2. Gabe Jennings	2000	3:35.21
3. Grant Robison	2003	3:35.75
4. Russell Brown	2007	3:37.56
5. Jonathon Riley	2000	3:38.90
6. Marc Olesen	1988	3:39.26
7. Donald Sage	2001	3:39.27
8. Garrett Heath	2007	3:39.36
9. Andrew Powell	2000	3:40.65
10. Mark Mastalir	1991	3:41.30

Mile

World Record	Year	Time
Hicham El Guerrouj (Mor)	1999	3:43.13
American Record	Year	Time
Alan Webb (Nike)	2007	3:46.91
Collegiate Record	Year	Time
Sydney Maree (Villanova)	1981	3:52.44
Pac-10 Record	Year	Time
Joaquim Cruz (Oregon)	1984	3:53.00
Cobb Track & Angell Field	Year	Time
William Chirchir (Kenya)	2001	3:52.86
Stanford Record	Year	Time
1. Jeff Atkinson	1986	3:55.16
2. Michael Stember	1998	3:59.11
3. Gabe Jennings	1998	3:59.32
4. Duncan MacDonald	1970	3:59.6
5. Jonathon Riley	2002	3:59.69
6. Brian Mittelstaedt	1973	4:00.1
7. Ernie Cunliffe	1960	4:00.4
8. Harry McCalla	1963	4:01.5
9. Donald Sage	2004	4:01.69
10. Paul Schicke	1964	4:02.3

3,000 Meter Steeplechase

World Record	Year	Time
Saif Saaeed Shaheen (Qatar)	2004	7:53.63
American Record	Year	Time
Daniel Lincoln (Nike)	2006	8:08.82
Collegiate Record	Year	Time
Henry Rono (WSU)	1978	8:05.4
Pac-10 Record	Year	Time
Henry Rono (WSU)	1978	8:05.4
Cobb Track & Angell Field	Year	Time
Raymond Yator (Kenya)	2001	8:11.76
Stanford Record	Year	Time
1. Ian Dobson	2004	8:32.09
2. Jesse Thomas	2002	8:35.83
3. David Frank	1984	8:38.19
4. Jonathan Pierce	2006	8:40.72
5. David Vidal	2005	8:43.07
6. Fred Carter	1992	8:45.92
7. Steve Miller	1989	8:48.52
8. Mark Fadil	1996	8:50.82
9. Bill Graham	1982	8:52.6
10. Bill Gail	1979	8:53.6

5,000 Meters

World Record	Year	Time
Kenenisa Bekele (Ethiopia)	2004	12:37.35
American Record	Year	Time
Bob Kennedy (Nike)	1996	12:58.21
Collegiate Record	Year	Time
Henry Rono (WSU)	1978	13:08.4
Pac-10 Record	Year	Time
Henry Rono (WSU)	1978	13:08.4
Cobb Track & Angell Field	Year	Time
Marcos Geneti (Ethiopia)	2005	13:08.59
Stanford Record	Year	Time
1. Ian Dobson	2005	13:15.33
2. Ryan Hall	2005	13:16.03
3. Louis Luchini	2004	13:25.19
4. Brad Hauser	2000	13:27.31
5. Jonathon Riley	2002	13:29.15
6. Brent Hauser	1997	13:39.75
7. Grant Robison	2002	13:40.30
8. Gabe Jennings	2000	13:44.60
9. Neftalem Araia	2005	13:44.78
10. Jason Balkman	1999	13:44.87

10,000 Meters

World Record	Year	Time
Kenenisa Bekele (Ethiopia)	2005	26:17.53
American Record	Year	Time
Meb Keflezighi (USA)	2001	27:13.98
Collegiate Record	Year	Time
Gabriel Kamau (UTEP)	1982	27:36.2
Pac-10 Record	Year	Time
Henry Rono (WSU)	1978	27:22.47
Cobb Track & Angell Field	Year	Time
Abraham Chebii (Puma)	2001	27:04.20
Stanford Record	Year	Time



John Foster still holds the school record with a time of 13.7 in the 110 meter hurdles, set in 1976.

1. Ian Dobson	2005	27:59.72
2. Brad Hauser	1999	28:08.12
3. Brent Hauser	2000	28:23.37
4. Adam Tenforde	2003	28:23.67
5. Neftalem Araia	2006	28:27.43
6. Jason Balkman	1999	28:32.21
7. Nathan Nutter	1998	28:32.62
8. Jonathon Riley	2001	28:33.71
9. Donald Sage	2002	28:40.12
10. Louis Luchini	2003	28:41.13

110 Meter Hurdles

World Record	Year	Time
Xiang Liu (China)	2006	12.88
American Record	Year	Time
Dominique Arnold (Nike)	2006	12.90
Collegiate Record	Year	Time
Renaldo Nehemiah (Md)	1979	13.00
Pac-10 Record	Year	Time
Greg Foster (UCLA)	1978	13.22
Cobb Track & Angell Field	Year	Time
Allen Johnson (Nike)	2002	13.08
Stanford Record	Year	Time
1. John Foster	1976	13.94
2. Bob Mathias	1953	14.04
3. Myles Bradley	2007	14.09
4. Chuck Cobb	1958	14.10
4. Justin Williams	2003	14.10
6. Rick Tipton	1969	14.14
7. Peter Kolotouros	1989	14.15
8. Michael Harte	1999	14.19
9. Jay Thorson	1986	14.22
10. Josh Hustedt	2007	14.25

400 Meter Hurdles

World Record	Year	Time
Kevin Young (USA)	1992	46.78
American Record	Year	Time
Kevin Young (USA)	1992	46.78
Collegiate Record	Year	Time
Kevin Young (UCLA)	1988	47.85
Pac-10 Record	Year	Time
Kevin Young (UCLA)	1988	47.72
Cobb Track & Angell Field	Year	Time
James Carter (Nike)	2002	48.12
Stanford Record	Year	Time
1. Randy White	1971	50.4
2. Jeff Allen	1998	50.98
3. Tom Shellworth	1977	51.2
4. Matt Hogsett	1974	51.3
5. Garry Shumway	1981	51.71
6. Shaughn Ryan	1986	51.73
7. Garry Shumway	1980	52.0
8. Tim Collins	1988	52.15
9. Gerren Crochet	2003	52.63
10. Kraig Sanders	1986	52.85

4x100 Meter Relay

World Record	Year	Time
United States	1992	37.40
American Record	Year	Time
National Team	1992	37.40
Collegiate Record	Year	Time
Texas Christian	1998	38.04
Pac-10 Record	Year	Time
USC	1967	38.44 (38.6y)
Cobb Track & Angell Field	Year	Time
HSI	1998	38.78
Stanford Record	Year	Time
1. Stanford	2004	39.71
<i>T.J. Rushing, Nick Sebes, Curtis Goehring, Stanley Wilson</i>		
2. Stanford	1978	39.84
<i>Darrin Nelson, Alan Sheats, Gordon Banks, James Lofton</i>		
3. Stanford	2003	40.15
<i>Milton Little, Gerren Crochet, Nick Sebes, T.J. Rushing</i>		
4. Stanford	2003	40.24
<i>Milton Little, Gerren Crochet, T.J. Rushing, Nick Sebes</i>		
5. Stanford	2002	40.26
<i>Curtis Goehring, Nick Sebes, Evan Kelly, Stanley Wilson</i>		
6. Stanford	2003	40.39
<i>Milton Little, Nick Sebes, Curtis Goehring, Stanley Wilson</i>		
7. Stanford	1995	40.51
<i>Anthony Bookman, Branyon Davis, Jamie Webb, Jimmie Johnson</i>		
8. Stanford	2003	40.61
<i>Curtis Goehring, Milton Little, Nick Sebes, Gerren Crochet</i>		
9. Stanford	2005	40.69
<i>Solomon Welch, Nick Sebes, Curtis Goehring, Wopamo Osaisai</i>		
10. Stanford	2001	40.82

4 x 400 Meter Relay

World Record	Year	Time
United States	1998	2:54.20
American Record	Year	Time
United States	1998	2:54.20
Collegiate Record	Year	Time
UCLA	1988	2:59.91
Pac-10 Record	Year	Time
UCLA	1988	2:59.91
Cobb Track & Angell Field	Year	Time
Washington	1998	3:06.49
1,600 Meter Relay	Year	Time
1. Stanford	1978	3:06.6
<i>Paul McCarthy, Gordon Banks, Alan Shaats, James Lofton</i>		
2. Stanford	2003	3:07.23
<i>Milton Little, Gerran Crochet, Curtis Goehring, Nick Sebes</i>		
3. Stanford	1977	3:07.4
<i>Alan Shaats, Tom Shellsworth, Gordon Banks, James Lofton</i>		
4. Stanford	2004	3:07.53
<i>Curtis Goehring, Nick Sebes, Stanley Wilson, T.J. Rushing</i>		
5. Stanford	2003	3:07.77
<i>Milton Little, Gerran Crochet, T.J. Rushing, Nick Sebes</i>		
6. Stanford	2003	3:09.17
<i>Curtis Goehring, Gerran Crochet, Milton Little, Nick Sebes</i>		
7. Stanford	1996	3:09.36
<i>Tad Heath, Jeff Allen, Jaaron Pigg, Jimmie Johnson</i>		
8. Stanford	1988	3:09.65
<i>James Crumton, Christian Skoog, Dave Strang, Armstrong</i>		
9. Stanford	2002	3:09.96
<i>Milton Little, Evan Kelly, Curtis Goehring, Nick Sebes</i>		
10. Stanford	2002	3:10.56
<i>Milton Little, Curtis Goehring, Mark Hassell, Evan Kelly</i>		

Field Events

Discus

World Record	Year	Mark
Jurgen Schult (EG)	1986	243-0 (74.08m)
American Record	Year	Mark
Ben Plucknett (SCS)	1981	237-4 (72.34m)
Collegiate Record	Year	Mark
Gabor Mate (Auburn)	2000	219-6 (66.91m)
Pac-10 Record	Year	Mark
Dean Crouser (Oregon)	1983	216-2 (65.88m)
Cobb Track & Angell Field	Year	Mark
Jason Tunks (Canada)	2001	221-1 (67.70m)
Stanford Record	Year	Mark
1. Michael Robertson	2007	210-01 (64.04m)
2. Omer Inan	2002	198-7 (60.53m)
3. Glenn Schneider	1988	196-1 (59.76m)
4. Dave Weill	1963	193-2 (58.88m)
5. Dave Thomson	1981	190-3 (58.00m)
6. Bob Stoecker	1966	189-1 (57.64m)
7. Mark Ganek	1999	187-2 (57.04m)
8. Daniel Schaeerer	2006	185-3 (56.46m)
9. Steve Davis	1969	182-6 (55.62m)
10. Pete Swanson	1996	182-1 (55.50m)



Dave Pickett recorded a mark of 233-11 (71.30m) in 1988.



Adam Connolly etched his name in the record books with a hammer throw of 237-3 (72.32m).

Hammer

World Record	Year	Mark
Yuriy Syedikh (SU)	1986	284-7 (86.74m)
American Record	Year	Mark
Lance Deal (NYAC)	1996	270-9 (82.52m)
Collegiate Record	Year	Mark
Balazs Kiss (USC)	1995	268-10 (81.94m)
Pac-10 Record	Year	Mark
Balazs Kiss (USC)	1995	270-10 (82.56m)
Cobb Track & Angell Field	Year	Mark
Lance Deal (Nike)	2002	244-5 (74.50m)
Stanford Record	Year	Mark
1. David Popejoy	1995	240-10 (73.40m)
2. Adam Connolly	1999	237-3 (72.32m)
3. Justin Strand	1997	233-5 (71.16m)
4. Brian Masterson	1985	229-10 (70.06m)
5. Shaun Pickering	1984	225-1 (68.60m)
6. Rick Buss	1980	222-5 (67.80m)
7. Nick Welihozkiy	2003	221-1 (67.38m)
8. Dave Thomson	1981	213-2 (64.98m)
9. Toby Norwood	1995	211-0 (64.32m)
10. Mark Ganek	1999	208-5 (63.54m)

High Jump

World Record	Year	Mark
Javier Sotomayor (Cuba)	1993	8-0 1/2 (2.45m)
American Record	Year	Mark
Charles Austin (Unatt)	1991	7-10 1/2 (2.40m)
Collegiate Record	Year	Mark
Hollis Conway (SWnLa)	1989	7-9 3/4 (2.38m)
Pac-10 Record	Year	Mark
Del Davis (UCLA)	1982	7-7 1/4 (2.32m)
Cobb Track & Angell Field	Year	Mark
Nathan Leeper (Nike)	2002	7-7 1/4 (2.32m)
Stanford Record	Year	Mark
1. Brian Marshall	1988	7-5 3/4 (2.28m)
2. Michael Ponikvar	'99/01/02	7-4 1/2 (2.25m)
3. Peter Boyce	1968	7-3 (2.21m)
3. Travis Clark	1993	7-3 (2.21m)
5. John Hopkins	1989	7-1 1/2 (2.17m)
6. Todd Beyerlein	1998	7-0 1/4 (2.14m)
7. Ed Hanks	1965	6-10 (2.09m)
7. Skip Grodahl	1972	6-10 (2.09m)
7. Chris Patrick	1981	6-10 (2.09m)
10. Ray Bergstrom	2002	6-9 3/4 (2.08m)

Javelin (1986 new implement)

World Record	Year	Mark
Jan Zelezny (Cze)	1996	323-1 (98.48m)
American Record	Year	Mark
Beaux Greer (Adidas)	2007	299-6 (91.29m)
Collegiate Record	Year	Mark
Patrik Boden (Texas)	1990	292-4 (89.10m)
Pac-10 Record	Year	Mark
Esko Mikkola (Arizona)	1998	268-7 (81.86m)
Cobb Track & Angell Field	Year	Mark
Breaux Greer (adidas)	2002	268-4 (81.78m)
Stanford Record	Year	Mark
1. Chad Wassink	2001	234-0 (71.32m)
2. Dave Pickett	1988	233-11 (71.30m)
3. Jason Goff	2004	218-8 (66.65m)
4. Keith Avila	2006	201-3 (61.34m)
5. James Kostohyryz	1991	198-5 (60.48m)
6. John Roldan	1995	191-7 (58.40m)
7. Bryan Kelley	2005	191-2 (58.26m)
7. Nick Rosen	1988	189-5 (57.74m)
8. Justin Strand	1997	187-3 (57.08m)
10. Josh Gleason	1996	185-7 (56.56m)

Long Jump

World Record	Year	Mark
Mike Powell (USA)	1991	29-4 1/2 (8.95m)
American Record	Year	Mark
Mike Powell (FLAC)	1991	29-4 1/2 (8.95m)
Collegiate Record	Year	Mark
Erick Walder (Arkansas)	1994	28-8 1/4 (8.74m)
Pac-10 Record	Year	Mark
Randy Williams (USC)	1972	27-4 1/2 (8.34m)
Cobb Track & Angell Field	Year	Mark
Savante Stringfellow (Nike)	2002	27-11 1/2 (8.52m)
Stanford Record	Year	Mark
1. James Lofton	1978	26-11 3/4 (8.22m)
2. Marcus Hickerson	1990	26-0 3/4 (7.94m)
3. Milton Little	2003	25-11 (7.90m)
4. Dan Moore	1962	25-9 1/2 (7.86m)
5. Darrin Nelson	1978	25-7 1/2 (7.81m)
6. Gay Bryan	1949	25-4 3/4 (7.74m)
7. Frank Herrmann	1957	25-3 (7.70m)
8. Bud Walsh	1967	25-2 (7.67m)
9. Tom Anderson	1971	25-1 (7.65m)
10. Craig Vaughan	1967	24-11 1/2 (7.61m)

Triple Jump

World Record	Year	Mark
Jonathan Edwards (GB)	1995	60-0 1/4 (18.29m)
American Record	Year	Mark
Kenny Harrison (Nike)	1996	59-4 1/4 (18.09m)
Collegiate Record	Year	Mark
Keith Connor (SMU)	1982	57-7 3/4 (17.57m)
Pac-10 Record	Year	Mark
Joseph Taiwo (WSU)	1984	56-4 3/4 (17.19m)
Cobb Track & Angell Field	Year	Mark
Walter Davis (LSU)	2002	57-8 1/2 (17.59m)
Stanford Record	Year	Mark
1. Allen Meredith	1970	52-3 (15.93m)
2. Solomon Welch	2005	51-9 (15.77m)
3. Ian Arnold	1968	51-8 1/2 (15.76m)
4. Feranmi Okanlami	2006	51-4 1/2 (15.66m)
5. Tom Massey	1969	51-1 1/2 (15.58m)
6. Jami Webb	1994	51-0 (15.54m)
7. Brian Manning	1994	50-7 (15.42m)
8. Rod Utley	1973	50-4 1/2 (15.35m)
9. Phil Cannon	1986	50-0 (15.24m)
9. Henry Green	1989	50-0 (15.24m)
9. Richard Sherman	2007	50-00 (15.24m)

Pole Vault

World Record	Year	Mark
Sergey Bubka (Ukr)	1994	20-1 3/4 (6.14m)
American Record	Year	Mark
Jeff Hartwig (Nike)	2000	19-9 1/4 (6.03m)
Collegiate Record	Year	Mark
Lawrence Johnson (Tenn)	1996	19-7 1/2 (5.98m)
Pac-10 Record	Year	Mark
Toby Stevenson (Stanford)	2000	18-9 1/4 (5.72m)
Cobb Track & Angell Field	Year	Mark
Toby Stevenson	2004	19-2 1/4 (5.85m)
Stanford Record	Year	Mark
1. Toby Stevenson	2000	18-9 1/4 (5.72m)
2. Graeme Hoste	2006	18-1 (5.51m)
3. John Gash	1987	17-8 1/2 (5.40m)
4. Jamie Marek	1993	17-0 3/4 (5.20m)
5. Jim Eshelman	1967	16-11 1/4 (5.17m)
5. Chris Buddin	1995	16-9 1/4 (5.11m)
7. Adam Fusco	1998	16-8 3/4 (5.10m)
8. Casey Carrigan	1971	16-7 1/4 (5.06m)
8. Donell Hill	2006	16-7 1/4 (5.06m)
10. Josh Hustedt	2007	16-6 3/4 (5.05m)

Shot Put

World Record	Year	Mark
Randy Barnes (USA)	1990	75-10 1/4 (23.12m)
American Record	Year	Mark
Randy Barnes (USA)	1990	75-10 1/4 (23.12m)
Collegiate Record	Year	Mark
John Godina (UCLA)	1995	72-2 1/4 (22.00m)
Pac-10 Record	Year	Mark
John Godina (UCLA)	1995	72-2 1/4 (22.00m)
Cobb Track & Angell Field	Year	Mark
Adam Nelson (Nike)	2002	72-11 (22.22m)
Stanford Record	Year	Mark
1. Terry Albritton	1977	70-7 (21.51m)
2. Garin Veris	1982	64-10 3/4 (19.78m)
3. Pete Swanson	1995	60-7 1/4 (18.46m)
4. Brian Boggess	1989	60-1 (18.31m)
5. Jerry Winters	1960	59-11 1/4 (18.27m)
6. Andy Papatthanassiou	1989	58-8 1/2 (17.89m)
7. T.C. Jones	1969	58-5 1/2 (17.82m)
8. Otis Chandler	1950	57-4 3/8 (17.49m)
9. Michael Macellari	2007	57-0 3/4 (17.39m)
10. Chris Sprague	2000	57-0 1/4 (17.38m)

Decathlon

World Record	Year	Points
Roman Sebrle (Czech Rep)	2001	9,026
American Record	Year	Points
Dan O'Brien (Reebok)	1992	8,891
Collegiate Record	Year	Points
Trey Hardee (Texas)	2006	8,465
Pac-10 Record	Year	Points
Mike Ramos (Washington)	1986	8,322
Cobb Track & Angell Field	Year	Points
Tom Pappas (Nike)	2003	8,714
Stanford Record	Year	Points
1. Bob Mathias	1952	7,887
2. Jay Thorson	1986	7,529
3. Jason Goff	2001	7,428
4. Travis Clark	1995	7,287
5. Josh Hustedt	2007	7,286
6. Michael Heise	1982	7,228
7. D.D. Harris	1989	7,084
8. Timi Wusu	2003	7,016
9. Josh Gleason	1996	7,013
10. Nicholas Taylor	2005	6,832



Jeff Atkinson holds the Stanford outdoor record in the mile.

The Stanford Women's Outdoor Track & Field Top 10 Times & Marks

100 Meters

World Record	Year	Time
Florence Griffith-Joyner (USA)	1988	10.49
American Record	Year	Time
Florence Griffith-Joyner (USA)	1988	10.49
Collegiate Record	Year	Time
Dawn Sowell (LSU)	1989	10.78
Pac-10 Record	Year	Time
Gail Devers (UCLA)	1987	10.97
Cobb Track & Angell Field	Year	Time
Chryste Gaines (Nike)	2002	10.96
Stanford Record	Year	Time
1. Chauntae Bayne-Hackett	2006	11.15a
2. Chryste Gaines	1992	11.16
3. Janice Davis	2006	11.24a
4. Jakki Bailey	2006	11.47a
5. Nashonne Johnson	2003	11.64
6. Wilsa Charles	2000	11.68
7. Ashley Purnell	2005	11.68
8. Heather Miller	1997	11.71
9. Sarah Matthew	2007	11.74
10. Jackie Edwards	1992	11.96
10. Rhonda Oliver	1993	11.97

200 Meters

World Record	Year	Time
Florence Griffith-Joyner (USA)	1988	21.34
American Record	Year	Time
Florence Griffith-Joyner (USA)	1988	21.34
Collegiate Record	Year	Time
Dawn Sowell (LSU)	1989	22.04
Pac-10 Record	Year	Time
Inger Miller (USC)	1993	22.33
Cobb Track & Angell Field	Year	Time
Marion Jones (Nike)	2002	22.35
Stanford Record	Year	Time
1. Chauntae Bayne-Hackett	2006	22.78a
2. Chryste Gaines	1992	23.00
3. Janice Davis	2006	23.17
4. Ashley Purnell	2005	23.43
5. Nashonne Johnson	2003	23.61
6. Jakki Bailey	2007	23.66
7. Christine Moschella	2004	23.77
8. Heather Miller	1996	23.78
9. Wilsa Charles	1999	23.80
10. Tracy Lawyer	1999	23.81



Jayna Smith is ranked in the Top 10 in the 200 and 400 meters.

400 Meters

World Record	Year	Time
Marita Koch (EG)	1985	47.60
American Record	Year	Time
Sanya Richards (Nike)	2006	48.70
Collegiate Record	Year	Time
Pauline Davis (Alabama)	1989	50.18
Pac-10 Record	Year	Time
Maicel Malone (ASU)	1991	50.33
Cobb Track & Angell Field	Year	Time
Jearl Miles Clark (Nike)	2002	50.54
Stanford Record	Year	Time
1. Chauntae Bayne-Hackett	2006	52.35
2. Nashonne Johnson	2004	52.40
3. Janice Davis	2006	52.93
4. Jayna Smith	2001	53.27
5. Christine Moschella	2005	53.37
6. Keisha Gaines	2004	53.83
7. Rhonda Oliver	1993	54.17
8. Ashley Freeman	2004	54.36
9. Chinny Offor	2004	54.43
10. Marcia Martin	1983	54.94

800 Meters

World Record	Year	Time
Jarmila Kratochvilova (Cze)	1983	1:53.28
American Record	Year	Time
Jearl Miles-Clark (Reebok)	1999	1:56.40
Collegiate Record	Year	Time
Suzy Favor (Wisconsin)	1990	1:59.11
Pac-10 Record	Year	Time
Michelle Taylor (USC)	1989	2:00.01
Cobb Track & Angell Field	Year	Time
Nicole Teter (Nike)	2002	1:58.83
Stanford Record	Year	Time
1. Malindi Elmore	2003	2:04.35
2. Regina Jacobs	1982	2:04.38
3. Ashley Wyszong	2002	2:04.75
4. Ashley Freeman	2005	2:04.82
5. Lindsay Hyatt	2000	2:05.64
6. Marcia Martin	1984	2:05.77
7. Ashley Couper	2001	2:05.82
8. Chinny Offor	2004	2:06.17
9. Maurica Carlucci	2002	2:06.63
10. Sara Moore	1997	2:07.11

1,500 Meters

World Record	Year	Time
Qu Yunxia (Chn)	1993	3:50.46
American Record	Year	Time
Mary Slaney (AW)	1983	3:57.12
Collegiate Record	Year	Time
Suzy Favor (Wisconsin)	1990	4:08.26
Pac-10 Record	Year	Time
Grazyna Penc (USC)	1997	4:12.05
Cobb Track & Angell Field	Year	Time
Regina Jacobs (Nike)	2003	4:01.63
Stanford Record	Year	Time
1. Malindi Elmore	2003	4:10.42
2. Arianna Lambie	2007	4:12.29
3. Regina Jacobs	1982	4:12.3
4. Sally Glynn	2000	4:12.56
5. Lauren Fleshman	2003	4:14.68
6. Sara Bei	2005	4:16.14
7. Dena Dey	1996	4:16.30
8. Maurica Carlucci	2002	4:16.51
9. Ceci Hopp	1983	4:17.02
10. Mary Cobb	1997	4:17.9
10. Alicia Follmar	2007	4:17.9

3,000 Meter Steeplechase

World Record	Year	Time
Gulnara Samitova (Russia)	2004	9:01.58
American Record	Year	Time
Amy Jackson (BYU)	2001	9:41.94
Collegiate Record	Year	Time
Michaela Mannova (BYU)	2002	9:45.94
Pac-10 Record	Year	Time
Lisa Aguilera (ASU)	2003	9:46.43
Cobb Track & Angell Field	Year	Time
Brianna Shook (Toledo)	2003	9:44.71
Stanford Record	Year	Time
1. Lindsay Allen	2007	10:01.53
2. Katy Trotter	2004	10:07.55
3. Laura Turner	2002	10:07.77
4. Jeanne Goff	2005	10:17.51
5. Katie Harrington	2007	10:34.83
6. Amanda Trotter	2005	10:36.73
7. Maddie O'Meara	2007	10:41.87



PattiSue Plumer holds the school record in the 3000 meters.

5,000 Meters

World Record	Year	Time
Meseret Defar (Ethiopia)	2006	14:24.53
American Record	Year	Time
Regina Jacobs (Mizuno)	2000	14:45.35
Collegiate Record	Year	Time
Kathy Hayes (Oregon)	1985	15:23.03
Pac-10 Record	Year	Time
Lauren Fleshman (Stanford)	2003	15:12.71
Cobb Track & Angell Field	Year	Time
Sonia O'Sullivan (Melbourne TC)	2004	14:58.43
Stanford Record	Year	Time
1. Lauren Fleshman	2003	15:12.71
2. Sara Bei	2005	15:24.74
3. Alicia Craig	2003	15:25.73
4. PattiSue Plumer	1984	15:29.0
5. Arianna Lambie	2007	15:31.34
6. Alison Wiley	1983	15:41.0
7. Sally Glynn	2001	15:58.29
8. Mary Cobb	1997	16:04.20
9. Kim Schnurpfeil	1982	16:07.3
10. Amanda Trotter	2006	16:07.71

10,000 Meters

World Record	Year	Time
Wang Junxia (Chn)	1993	29:31.78
American Record	Year	Time
Deena Drossin (Asics)	2002	30:52.32
Collegiate Record	Year	Time
Alicia Craig, Stanford	2004	32:19.97
Pac-10 Record	Year	Time
Alicia Craig, Stanford	2004	32:19.97
Cobb Track & Angell Field	Year	Time
Werknesh Kidane (Ethiopia)	2005	30:19.38
Stanford Record	Year	Time
1. Alicia Craig	2004	32:19.97
2. Kim Schnurpfeil	1982	33:06.09
3. Carol Gray	1988	33:13.38
4. Ellen Lyons	1981	33:16.0
5. Anita Siraki	2005	33:37.04
6. Sara Bei	2003	33:58.06
7. Ann Locke	1982	34:07.6
8. Caroline Annis	2002	34:09.40
9. Erin Sullivan	2002	34:10.32
10. Anne Gunnison	2001	34:21.99

100 Meter Hurdles

World Record	Year	Time
Yordanka Donkova (Bul)	1988	12.21
American Record	Year	Time
Gail Devers (Nike)	2000	12.33
Collegiate Record	Year	Time
Gail Devers (UCLA)	1988	12.61
Pac-10 Record	Year	Time
Gail Devers (UCLA)	1988	12.61
Cobb Track & Angell Field	Year	Time
Gail Devers (Nike)	2002	12.51
Stanford Record	Year	Time
1. Lindsey Johnson	2003	13.48
2. Bernadette Armand	1997,'98	13.79

3. Lillian Bush	2003	13.83
4. Robyn Woolfolk	1999	13.86
4. Tracy Lawyer	1999	13.86
6. Undine Becker	2003	14.00
7. Nora Miller	2007	14.04
8. Lauren Stewart	2007	14.16
9. Christy Boyd	1993	14.20
10. Peggy Odita	1991	14.28

400 Meter Hurdles

World Record	Year	Time
Kim Batten (USA)	1995	52.61
American Record	Year	Time
Kim Batten (Reebok)	1995	52.61
Collegiate Record	Year	Time
Janeene Vickers (UCLA)	1991	53.47
Pac-10 Record	Year	Time
Janeene Vickers (UCLA)	1991	53.47
Cobb Track & Angell Field	Year	Time
Sandra Glover (Nike)	2003	54.75
Stanford Record	Year	Time
1. Pam Board	1987	58.31
2. Undine Becker	2005	58.59
3. Lindsey Johnson	2003	58.84
4. Danielle Spurlock	2001	59.98
5. Christy Boyd	1994	60.09
6. Margaret Demorest	1982	61.04
7. Jennifer McMillan	1998	61.14
8. Amy Henderson	1996	61.40
9. Tyra Holt	1996	61.69
10. Robyn Woolfolk	2000	61.71

4 x 100 Meter Relay

World Record	Year	Time
East Germany	1985	41.37
American Record	Year	Time
National Team	1997	41.47
Collegiate Record	Year	Time
LSU	1989	42.50
Pac-10 Record	Year	Time
UCLA	1998	43.49
Cobb Track & Angell Field	Year	Time
USC	1999	43.35
Stanford Record	Year	Time
1. Stanford	2004	44.18
Janice Davis, Nashonne Johnson, Christine Moschella, Ashley Purnell	2005	44.28
2. Stanford	2006	44.32
Nashonne Johnson, Janice Davis, Christine Moschella, Ashley Purnell	2006	44.32
3. Stanford	2006	44.39
Janice Davis, Chauntae Bayne-Hackett, Jakki Bailey, Nashonne Johnson	2006	44.39
4. Stanford	2006	44.39
Janice Davis, Nashonne Johnson, Jakki Bailey, Alana Walker	2005	44.49
5. Stanford	2005	44.49
Jakki Bailey, Janice Davis, Nashonne Johnson, Ashley Purnell	2005	44.57
6. Stanford	2005	44.57
Jakki Bailey, Janice Davis, Christine Moschella, Ashley Purnell	2005	45.06
7. Stanford	2005	45.06
Undine Becker, Ashley Purnell, Nashonne Johnson, Jakki Bailey	2003	45.22
8. Stanford	2003	45.22
Undine Becker, Chauntae Bayne, Christine Moschella, Nashonne Johnson	1991	45.32
9. Stanford	1991	45.32
Jackie Edwards, Rhonda Oliver, Alyssa Hubbard, Chryste Gaines	1999	45.32
10. Stanford	1999	45.32
Robyn Woolfolk, Jayna Smith, Tracy Lawyer, Wilsa Charles		



Kim Schnurpfeil was the 1982 NCAA Champion in the 10,000 meters.



Carol Cady is the school record holder in the discus.

4 x 400 Meter Relay

World Record	Year	Time
Soviet Union	1988	3:15.17
American Record	Year	Time
National Team	1988	3:15.51
Collegiate Record	Year	Time
South Carolina	2002	3:26.46
Pac-10 Record	Year	Time
USC	1999	3:28.08
Cobb Track & Angell Field Year	Year	Time
UCLA	2003	3:31.62
Stanford Record	Year	Time
1. Stanford	2005	3:29.39
<i>Christine Moschella, Janice Davis, Ashley Freeman, Nashonne Johnson</i>		
2. Stanford	2005	3:32.23
<i>Christine Moschella, Ashley Purnell, Nashonne Johnson, Janice Davis</i>		
3. Stanford	2006	3:32.69
<i>Nashonne Johnson, Ashley Freeman, Janice Davis, Chauntae Boyne-Hackett</i>		
4. Stanford	2004	3:33.09
<i>Chinyi Ojor, Christine Moschella, Janice Davis, Nashonne Johnson</i>		
5. Stanford	2006	3:33.23
<i>Nashonne Johnson, Janice Davis, Chauntae Boyne-Hackett, Idara Otu</i>		
6. Stanford	2005	3:34.73
<i>Chinyi Ojor, Ashley Freeman, Nashonne Johnson, Janice Davis</i>		
7. Stanford	2004	3:33.81
<i>Kasha Gaines, Nashonne Johnson, Janice Davis, Ashley Freeman</i>		
8. Stanford	2003	3:34.82
<i>Chinyi Ojor, Christine Moschella, Lindsay Johnson, Nashonne Johnson</i>		
9. Stanford	2003	3:35.10
<i>Chinyi Ojor, Chauntae Boyne, Nashonne Johnson, Christine Moschella</i>		
10. Stanford	2003	3:36.22
<i>Chinyi Ojor, Christine Moschella, Undine Becker, Nashonne Johnson</i>		

Discus

World Record	Year	Mark
Gabriele Reinsch (EG)	1988	252-0 (76.80m)
American Record	Year	Mark
Suzy Powell (Nike)	2002	227-10 (69.44m)
Collegiate Record Year Mark	Year	Mark
Meg Ritchie (Arizona)	1981	221-5 (67.48m)
Pac-10 Record Year Mark	Year	Mark
Aretha Hill (UW)	1998	215-5 (65.62m)
Cobb Track & Angell Field Year	Year	Mark
Kris Kuehl (Nike)	2002	211-5 (64.44m)
Stanford Record	Year	Mark
1. Carol Cady	1983	207-8 (63.30m)
2. Summer Pierson	2000	190-0 (57.92m)
3. Karen Nickerson	1985	180-5 (55.00m)
4. Patty Purpur	1989	179-9 (54.80m)
5. Molly Meyer	2002	175-3 (53.42m)
6. Jillian Camarena	2003	172-4 (52.52m)
7. Debbie Malueg	1991	171-9 (52.34m)
8. Sue Demars	1996	169-10 (52.78m)
9. Cassie Romuld	1997	167-9 (51.14m)
10. Sami Jo Small	1996	166-11 (50.88m)

Hammer

World Record	Year	Mark
Tatyana Lysenko (Russia)	2006	255-3 (77.80m)
American Record	Year	Mark
Suzy Powell	2002	227-10 (69.44m)
Collegiate Record	Year	Mark
Jamine Moton (Clemson)	2002	220-6 (67.21m)
Pac-10 Record	Year	Mark
Eva Orban (USC)	2007	219-9 (66.98m)
Cobb Track & Angell Field Year	Year	Mark
Anna Mahon (Unat)	2002	230-6 (70.27m)
Stanford Record	Year	Mark
1. Sarah Hopping	2006	219-8 (66.96m)
2. Jessica Pluth	2002	196-2 (59.79m)
3. Maureen Onyegabako	2001	192-11 (58.81m)
4. Carol Cady	1984	188-8 (57.50m)
5. Katy Elsbury	2005	186-8 (56.91m)
6. Donielle Colich	2004	185-8 (56.60m)
7. Jaymie Goodbody	2007	180-0 1/2 (54.88)
8. Maggie Isaac	1999	174-0 (53.04m)
9. Gina Heads	1998	170-0 (51.82m)
10. Melissa Yunghans	2006	167-10 (51.16m)

High Jump

World Record	Year	Mark
Stefka Kostadinova (Bul)	1987	6-10 1/4 (2.09m)
American Record	Year	Mark
Louise Ritter (Mazda)	1988	6-8 (2.03m)
Collegiate Record	Year	Mark
Amy Acuff (UCLA)	1995	6-6 (1.98m)
Pac-10 Record	Year	Mark
Amy Acuff (UCLA)	1995	6-6 (1.98m)
Cobb Track & Angell Field Year	Year	Mark
Amy Acuff (USA)	2003	6-5 1/2 (1.97m)
Stanford Record	Year	Mark
1. Lisa Bernhagen	1987	6-2 (1.88m)
2. Tracye Lawyer	1997,98	6-0 (1.83m)
3. Denise Gaztambide	1984	5-11 1/2 (1.82m)
3. Kimberly Stone	2003	5-11 1/2 (1.82m)
5. Peggy Odita	1989	5-10 (1.78m)
5. Julie Tinker	2001	5-10 (1.78m)
5. Lindsey Gannaway	2005	5-10 (1.78m)
5. Lindsay Stewart	2007	5-10 (1.78m)
9. Wendy Allen	1989	5-8 3/4 (1.75m)
10. Cheryl Burdick	2000	5-8 1/2 (1.74m)

Javelin (new implement, 1999)

World Record	Year	Mark
Osleidys Menedez (Cuba)	2001	234-8 (71.54m)
American Record	Year	Mark
Kim Kreiner (USA)	2006	204-10 (62.44m)
Collegiate Record	Year	Mark
Aggeliki Tsiolakoudi (UTEF)	2000	197-8 (60.24m)
Pac-10 Record	Year	Mark
Paula Berry (Oregon)	1991	202-1 (61.60m)
Cobb Track & Angell Field Year	Year	Mark
Serene Ross (Purdue)	2002	197-0 (60.06m)



Erica Wheeler, a two-time All-American, set the school record in the javelin in 1988 with a throw of 192-2.

Stanford Record	Year	Mark
1. Danielle Maier	2006	165-1 (50.31m)
2. Allison Beatty	1999	158-7 (48.35m)
2. Erin Merriman	2005	158-3 (48.23m)
4. Whitney Drumright	2001	144-10 (44.16m)
5. Jennifer Lee	2003	142-4 (43.39m)
6. Joy Goff	2000	140-3 (42.76m)
7. Jaymie Goodbody	2007	139-11 3/4 (42.67m)
8. Tracye Lawyer	1999	132-0 (40.23m)
9. Sally Mills	2005	129-7 (39.51m)
10. Kara Bennet	2007	129-3 1/2 (39.41m)

Javelin (old implement)

Stanford Record	Year	Mark
1. Erica Wheeler	1988	192-2 (58.58m)
2. Mary Osborne	1980	181-3 (55.24m)
3. Jen McCormick	1994	179-5 (54.68m)
4. Sami Jo Small	1995	175-11 (53.62m)
5. Summer Pierson	1995	175-0 (53.34m)
6. Allison Beatty	1998	150-7 (45.90m)
7. Debbie Templeton	1993	144-3 (43.98m)
8. Whitney Drumright	1998	143-4 (43.68m)
9. Joy Goff	1997	143-1 (43.62m)

Long Jump

World Record	Year	Mark
Galina Chistyakova (SU)	1988	24-8 1/4 (7.52m)
American Record	Year	Mark
Jackie Joyner-Kersey (Nike)	1994	24-7 (7.49m)
Collegiate Record	Year	Mark
Jackie Joyner (UCLA)	1985	22-1 1/4 (6.99m)
Pac-10 Record	Year	Mark
Gail Devers (UCLA)	1988	22-2 1/2 (6.77m)
Cobb Track & Angell Field Year	Year	Mark
Jackie Edwards (Mizuno)	2001	22-3 (6.78m)
Stanford Record	Year	Mark
1. Jackie Edwards	1991	21-11 3/4 (6.70m)
2. Erica McLain	2006	21-5 1/4 (6.53m)
3. Pam Donald	1981	20-10 (6.35m)
4. Sarah Matthew	2007	20-6 1/4 (6.26m)
5. Undine Becker	2003	20-5 (6.22m)
6. Lillian Bush	2003	19-11 3/4 (6.09m)
7. Venessa Henlon	1990	19-11 (6.07m)
8. Alysia Hubbard	1991	19-11 (6.07m)
9. Tracye Lawyer	1997	19-9 3/4 (6.04m)
10. Julie Tinker	2001	19-9 (6.02m)

Pole Vault

World Record	Year	Mark
Yelena Isinbayeva (Russia)	2005	16-5 1/4 (5.01m)
American Record	Year	Mark
Stacy Dragila (USA)	2001	15-9 1/4 (4.81m)
Collegiate Record	Year	Mark
Lacy Janson (FSU)	2006	15-0 1/4 (4.58m)
Pac-10 Record	Year	Mark
Chelsea Johnson (UCLA)	2004	15-0 (4.57m)
Cobb Track & Angell Field Year	Year	Mark
Stacy Dragila (USA)	2001	15-9 1/4 (4.81m)
Stanford Record	Year	Mark
1. Kathleen Donoghue	2002	13-5 1/4 (4.10m)
2. Samantha Shepard	2003	13-2 1/4 (4.02m)
3. Melissa Feinstein	1999	13-0 1/4 (3.97m)
4. Leila Ben-Youssef	2003	12-11 3/4 (3.96m)
4. Anna McFarlane	2005/06	12-11 3/4 (3.96m)
6. Caitlin Hewitt	2007	12-6 (3.81m)
7. Alicia Warlick	1998	12-1 1/2 (3.70m)
8. Christy Von der Ahe	2002	11-11 3/4 (3.65m)
9. Tyra Holt	1997	11-8 1/4 (3.58m)
10. Ashley Carroll	2002	11-5 3/4 (3.50m)
10. Kristen Derr	2002	11-5 3/4 (3.50m)
10. Milessa Muchmore	2004	11-5 3/4 (3.50m)

Shot Put

World Record	Year	Mark
Natalya Lisovskaya (SU)	1987	74-3 (22.63m)
American Record	Year	Mark
Ramona Pagel (Mazda)	1988	66-2 1/2 (20.18m)
Collegiate Record	Year	Mark
Meg Ritchie (Arizona)	1983	62-3 3/4 (18.99m)
Pac-10 Record	Year	Mark
Valeyta Althouse (UCLA)	1995	61-10 1/4 (18.85m)
Cobb Track & Angell Field Year	Year	Mark
Teri Steer (Nike)	2002	63-0 (19.20m)
Stanford Record	Year	Mark
1. Jillian Camarena	2004	59-6 3/4 (18.15m)
2. Carol Cady	1984	57-1 (17.40m)
3. Patty Purpur	1989	53-3 (16.15m)
4. Melissa Yunghans	2005	52-4 3/4 (15.97m)
5. Pam Dukes	1985	51-7 1/2 (15.74m)
6. Debbie Malueg	1991	49-0 1/4 (14.94m)
7. Michaela Wallerstedt	2006	48-5 1/2 (14.77m)



Lisa Bernhagen set the Stanford record in the high jump at 6-2 in 1987.

8. Cassie Romuld	2000	47-11 1/4 (14.61m)
9. Katrinka Jackson	1997	47-6 1/4 (14.48m)
10. Erin Delaney	2007	46-9 (14.25m)

Triple Jump

World Record	Year	Mark
Inessa Kravets (Ukr)	1995	50-10 1/4 (15.50m)
American Record	Year	Mark
Sheila Hudson (Reebok)	1996	47-3 1/2 (14.41m)
Collegiate Record	Year	Mark
Stacey Bowers (Baylor)	1999	46-1 (14.05m)
Pac-10 Record	Year	Mark
Sheila Hudson (Cal)	1990	46-0 3/4 (14.04m)
Cobb Track & Angell Field Year	Year	Mark
Yuliana Perez (Unat)	2003	46-8 1/4 (14.23m)
Stanford Record	Year	Mark
1. Erica McLain	2005	45-11 3/4 (14.01m)
2. Jackie Edwards	1992	43-4 1/2 (13.22m)
3. Lauren Stewart	2006	42-1 1/2 (12.84m)
4. Deborah Akkinniyi	2006	41-7 3/4 (12.69m)
4. Florence Adu	1994	41-3 (12.57m)
5. Undine Becker	2004	41-0 1/2 (12.51m)
6. Venessa Henlon	1988	40-10 1/4 (12.45m)
8. Julie Tinker	2000	40-7 (12.37m)
9. Rhonda Witmer	1997	40-3 3/4 (12.29m)
10. Anne Lee	1994	40-3 1/4 (12.27m)

Heptathlon

World Record	Year	Points
Jackie Joyner-Kersey (USA)	1988	7,291
American Record	Year	Points
Jackie Joyner-Kersey (USA)	1988	7,291
Collegiate Record	Year	Points
Diane Guthrie-Gresham (GM)	1995	6,527
Pac-10 Record	Year	Points
Gea Johnson (ASU)	1990	6,135w
Cobb Track & Angell Field Year	Year	Points
Sheila Burrell (Nike)	2003	6,159
Stanford Record	Year	Points
1. Tracye Lawyer	1999	5,855
2. Lillian Bush	2003	5,519
3. Peggy Odita	1989	5,439
4. Julie Tinker	2001	5,432
5. Denise Gaztambide	1986	5,392
6. Lauren Stewart	2006	5,141
7. Joy Goff	2000	5,133
8. Katrinka Jackson	1997	5,023
9. Ahimsa Hodari	2003	5,021
10. Jennifer Jacquet	1990	4,906



Nathan Nutter was the 1999 NCAA Champion in the 10,000 meters.

400 Meters	Year	Time
1. Nick Sebes	2005	46.88
2. Curtis Goehring	2005	47.04
3. Rene Rodriguez	1994	47.06
4. Zach Chandy	2007	47.97
5. James Cramton	1991	48.21
6. Jimmie Johnson	1997	48.23
7. Jeff Allen	1999	48.32
8. Jeff Conkey	2005	48.44
9. Jason Goff	2001	48.54
10. Gerren Crochet	2004	48.68

500 Meters	Year	Time
1. Terry Parks	1983	63.4

800 Meters	Year	Time
1. Michael Stember	2000	1:47.78
2. Russell Brown	2007	1:49.23
3. Michael Garcia	2005	1:49.61
4. Jonathan Stevens	2000	1:50.09
5. Dave Strang	1988	1:50.1
6. Justin Romaniuk	2005	1:50.38
7. Evan Fox	2003	1:50.39
8. Gabe Jennings	2001	1:50.54
9. Russell Brown	2006	1:50.71
10. Joaquin Chapa	2006	1:50.89

1,500 Meters	Year	Time
Brian Pettingill	1983	3:49.7

3,000 Meters	Year	Time
1. Jonathon Riley	2002	7:46.84
2. Grant Robison	2004	7:51.80
3. Brad Hauser	1999	7:51.95
4. Ian Dobson	2004	7:54.65
5. Donald Sage	2004	7:54.75
6. Jacob Gomez	2006	7:55.26
7. Seth Hejny	2003	7:56.01
8. Neftalem Araia	2006	7:56.11
9. Brent Hauser	1999	7:56.30
10. Chris Emme	2004	7:57.72

5,000 meters	Year	Time
1. Ian Dobson	2004	13:40.91
2. Brad Hauser	1999	13:42.00
3. Brent Hauser	1999	13:44.12
4. Louis Luchini	2003	13:48.78
5. Jason Balkman	1999	13:50.84
6. Gary Stolz	1993	13:50.85
7. Jonathon Riley	2001	13:51.68
8. Neftalem Araia	2006	13:52.81
9. Adam Tenforde	2003	13:55.39
10. Neil Davis	2003	13:57.18

55 meters	Year	Time
1. Leroy Simms	2000	6.40
2. Damon Dunn	1997	6.44
3. Jimmie Johnson	1998	6.44
4. Milton Little	2002	6.45
5. Branyon Davis	1995	6.47
6. Anthony Bookman	1995	6.50
7. George Perry	1993	6.51
8. Jami Webb	1995	6.53
9. Reuben Carter	1998	6.57
10. Evan Kelly	2001	6.61

60 Meters	Year	Time
1. Wopamo Osaisai	'05/'06	6.83
2. Milton Little	2003	6.88
3. T.J. Rushing	2003	6.89
4. Jimmie Johnson	1998	6.90
5. Stanley Wilson	2002	6.90
6. John McKeeman	2002	6.93
7. Leroy Sims	2003	6.94
8. Gerren Crochet	2004	6.95
9. Daniel Belch	2007	6.97
10. Curtis Goehring	2004	7.00

55 Meter Hurdles	Year	Time
1. Jay Thorson	1986	7.38
2. Tovi Abello	1994	7.40
3. Kevin Jones	1982	7.54
4. Michael Harte	2000	7.62
5. Josh Gleason	1997	7.72
6. Justin Williams	2001	7.89
7. Jason Goff	2001	7.96
8. Jason Robinson	1993	8.15
9. Chris Folkman	1999	8.51

60 Meter Hurdles	Year	Time
1. Myles Bradley	2006	8.03
1. Justin Williams	2003	8.03
1. Josh Hustedt	2007	8.03
4. Michael Harte	2000	8.23
5. Daniel Knickerbocker	2005	8.40

200 Meters	Year	Time
1. Jimmie Johnson	1997	21.17
2. Nick Sebes	2003	21.58
3. Zach Chandy	2007	21.59
4. Wopamo Osaisai	2006	21.60
5. T.J. Rushing	2003	21.72
6. Justin Williams	2003	21.91
7. Damon Dunn	1997	21.92
8. Gerren Crochet	2003	21.99
9. Leroy Sims	2000	22.04
10. Milton Little	2003	22.04



Jonathon Riley was a 14-time All-American from 1997-2002.

1,600 Meter Relay	Year	Time
1. Stanford	2003	3:10.40
2. Stanford	2002	3:10.97
<i>Milton Little, Evan Kelly, Nick Sebes, Curtis Goehring</i>		
3. Stanford	2005	3:11.03
<i>Jeff Conkey, Curtis Goehring, Wopamo Osaisai, Nick Sebes</i>		
4. Stanford	2005	3:12.21
<i>Jeff Conkey, Curtis Goehring, Michael Garcia, Nick Sebes</i>		
5. Stanford	2007	3:13.87
<i>Elliot Luscombe, Durrell Coleman, Michael Garcia, Zach Chandy</i>		
6. Stanford	2001	3:14.96
7. Stanford	1994	3:15.11
<i>Jimmie Johnson, Tad Heath, Travis Clark, Rene Rodriguez</i>		
8. Stanford	1999	3:16.64
<i>Paul Martin, Jeff Allen, Ryan Carroll, Mark Hassell</i>		
9. Stanford	2004	3:16.68
10. Stanford	2006	3:18.04
<i>Elliot Luscombe, Wopamo Osaisai, Alex Greenburg, Michael Garcia</i>		

4 x 800 Meter Relay	Year	Time
1. Stanford	1994	7:33.2
<i>Christian Sloog, Brian Pettingill, Brian Conolly, Jeff Atkinson</i>		
2. Stanford	1993	7:52.03

Distance Medley Relay	Year	Time
1. Stanford	2000	9:28.83
<i>Gabe Jennings, Evan Kelly, Michael Stember, Jonathon Riley</i>		
2. Stanford	2003	9:29.69
<i>Seth Hejny, Nick Sebes, Evan Fox, Grant Robison</i>		
3. Stanford	2001	9:30.01
<i>Donald Sage, Mark Hassell, Jonathan Stevens, Gabe Jennings</i>		
4. Stanford	2000	9:30.19
5. Stanford	2007	9:33.16
<i>Russell Brown, Zach Chandy, Justin Marpole-Bird, Michael Garcia</i>		
6. Stanford	2005	9:33.49
<i>Russell Brown, Nick Sebes, Michael Garcia, Joaquin Chapa</i>		
7. Stanford	2006	9:34.32
<i>Russell Brown, Michael Garcia, Joaquin Chapa, Garrett Heath</i>		
8. Stanford	2000	9:35.20
<i>Donald Sage, Mark Hassell, Jon Stevens, Gabe Jennings</i>		
9. Stanford	2002	9:35.30
<i>Curtis Goehring, Mark Hassell, Donald Sage, Grant Robison</i>		
10. Stanford	1999	9:36.99
<i>Michael Stember, Jeff Allen, Mark Hassell, Jonathan Riley</i>		

60 Yards	Year	Time
1. Larry Questad	1963	6.2
2. Ken Curl	1973	7.2

100 yards	Year	Time
1. Rick Tipton	1971	19.71

600 yards	Year	Time
1. Brian Conolly	1985	1:11.0
2. Jim Ward	1967	1:11.9

880 yards	Year	Time
1. Ernie Cunliffe	1961	1:51.3

1,000 yards	Year	Time
1. Ernie Cunliffe	1961	2:07.3

Mile	Year	Time
1. Michael Stember	2000	3:58.40
2. Gabe Jennings	2001	3:58.54
3. Jonathon Riley	2000	3:58.72
4. Grant Robison	2003	3:58.95
5. Russell Brown	2007	3:59.29
6. Donald Sage	2002	3:59.49
7. Garrett Heath	2007	3:59.60
8. Russell Brown	2006	3:59.65
9. Jason Lunn	1997	4:00.52
10. Evan Fox	2005	4:00.67

Two Mile	Year	Time
1. Tony Sandoval	1976	8:52.6
2. Don Kardong	1971	8:57.0

60-Yard High Hurdles	Year	Time
1. Dave Bagshaw	1973	7.0

70-Yard High Hurdles	Year	Time
1. Dave Bagshaw	1973	8.4

120-Yard High Hurdles	Year	Time
1. Rick Tipton	1971	13.9

880 Yard Relay	Year	Time
1. Stanford	1973	1:27.4
<i>Ken Curl, John Kessel, Matt Hogsett, John Anderson</i>		

Mile Relay	Year	Time
1. Stanford	1973	3:17.2
<i>Matt Hogsett, John Kessel, Dave Bagshaw, John Anderson</i>		

Two Mile Relay	Year	Time
1. Stanford	1986	7:33.2
<i>Christian Sloog, Brian Pettingill, Brian Conolly, Jeff Atkinson</i>		

Sprint Medley Relay	Year	Time
<i>(110, 110, 220, 440)</i>		
1. Stanford	1973	1:32.5
<i>Ken Curl, John Kessel, John Anderson, Dave Bagshaw</i>		

Distance Medley Relay	Year	Time
<i>(1320, 440, 880, mile)</i>		
1. Stanford	1973	9:57.7
<i>Les McFadden, Kenny Kring, Bruce Wolff, Brian Mittelstaedt</i>		

High Jump	Year	Mark
1. Brian Marshall	1986	7-3 1/2 (2.22m)
2. Michael Ponikvar	1999	7-2 1/2 (2.19m)
3. Todd Beyerlein	1998	7-0 1/4 (2.14m)
4. Travis Clark	1994	6-11 1/2 (2.12m)
5. Peter Boyce	1967	6-10 1/2 (2.10m)
6. Ray Bergstrom	2002	6-9 1/2 (2.07m)
7. Durrell Coleman	2007	6-7 1/2 (2.02m)
8. Joshus Hustedt	2007	6-7 (2.01m)
9. Oluwadare Kolawole	2007	6-3 1/4 (1.91m)
10. Josh Gleason	1998	6-1 1/4 (1.68m)

Long Jump	Year	Mark
1. James Lofton	1977	25-7 1/4 (7.80m)
2. Milton Little	2003	24-10 1/2 (7.58m)
3. Marcus Hickerson	1991	24-4 3/4 (7.44m)
4. Bud Walsh	1966	24-4 1/2 (7.43m)
5. Josh Hustedt	2007	24-1 1/2 (7.35m)
6. Adrian Munabi	2007	23-7 1/2 (7.20m)
7. Jami Webb	1994	23-7 1/4 (7.19m)
8. Solomon Welch	2004	23-5 1/2 (7.15m)
9. Richard Sherman	2007	23-3 1/2 (7.10m)
10. Myles Bradley	2006	23-0 1/2 (7.02m)

Pole Vault	Year	Mark
1. Toby Stevenson	2000	18-4 1/2 (5.60m)
2. Graeme Hoste	2007	17-9 (5.41m)
3. Jim Eshelman	1967	16-10 1/2 (5.14m)
4. Adam Fusco	1998	16-10 (5.13m)
5. Chris Buddin	1996	16-8 (5.08m)
6. Jamie Marek	1994	16-2 3/4 (4.95m)
7. Josh Hustedt	2007	16-0 3/4 (4.90m)
8. Benjamin Dickens	2007	15-1 1/2 (4.61m)
9. Tyler Gray	2001	15-1 (4.57m)
10. Josh Gleason	1997	14-3 1/4 (4.35m)

Shot Put	Year	Mark
1. Terry Albritton	1977	70-6 1/2 (21.50m)
2. Pete Swanson	1995	60-7 1/4 (18.46m)
3. Chris Sprague	2000	58-0 1/2 (17.69m)
4. Omer Inan	2004	57-2 1/4 (17.43m)
5. Michael Macellari	2007	56-6 3/4 (17.40m)
6. Michael Robertson	2006	56-5 3/4 (17.21m)
7. Matt Karsevar	1993	54-10 (16.71m)
8. T.C. Jones	1970	54-7 (16.64m)
9. William O'Neill	2004	52-8 1/4 (16.06m)
10. Will Svitek	2003	52-6 3/4 (16.02m)

35-lb Weight	Year	Mark
1. Adam Connolly	1999	71-7 1/4 (21.82m)
2. Nick Welihoziky	2003	68-7 1/4 (20.91m)
3. Shaun Pickering	1983	67-0 1/2 (20.43m)
4. Dave Popejoy	1994	66-6 3/4 (20.29m)
5. Pete Swanson	1995	63-1 3/4 (19.48m)
6. Toby Norwood	1995	60-5 1/4 (18.61m)
7. Michael Robertson	2007	59-5 (18.11m)
8. Justin Strand	1997	56-6 (17.22m)
9. Marc Mazzoni	1997	56-0 1/2 (17.08m)
10. Ramon Alarcon	1993	53-6 1/2 (16.32m)

Triple Jump	Year	Mark
1. Solomon Welch	2006	51-10 1/2 (15.81m)
2. Feranmi Okanlami	2006	51-7 1/4 (15.73m)
3. Phil Cannon	1986	50-2 (15.29m)
4. Richard Sherman	2007	49-9 (15.16m)
5. Ryan Fernandez	1999	49-2 1/2 (15.00m)
6. Brian Manning	1994	48-9 1/2 (14.86m)
7. J.P. Holland	1982	48-3 3/4 (14.72m)
8. Warrick McDowell	2001	48-2 1/2 (14.69m)
9. Jami Webb	1995	47-11 (14.61m)
10. Tom Massey	1969	47-9 (14.55m)

Heptathlon	Year	Mark
1. Josh Hustedt	2007	5,837 points
2. Nicholas Taylor	2005	5,104 points

W O M E N ' S A L L - T I M E I N D O O R R E C O R D S

55 Meters	Year	Time
1. Chryste Gaines	1991	6.80
2. Wilsa Charles	1999	7.00
3. Rhonda Oliver	1993	7.13
4. Lindsey Johnson	2002	7.34
5. Jackie Edwards	1989	7.39
5. Jackie Bridgeman	1994	7.39

60 Meters	Year	Time
1. Chanuntae Bayne-Hackett	2006	7.21
2. Janice Davis	2006	7.30
3. Jakki Bailey	2003	7.35
4. Sarah Matthew	2007	7.53
5. Ashley Purnell	2005	7.56

200 Meters	Year	Time
1. Chauntae Bayne-Hackett	2006	22.77
2. Janice Davis	2006	23.26
3. Ashley Purnell	2003	23.88
4. Jakki Bailey	2006	24.02
5. Christine Moschella	2005	24.08

400 Meters	Year	Time
1. Ashley Purnell	2005	53.57
2. Jayna Smith	2000	53.76
3. Ashley Freeman	2004	54.16
4. Nashonne Johnson	2004	54.35
5. Christine Moschella	2005	54.66

800 Meters	Year	Time
1. Lindsay Hyatt	2000	2:05.95
2. Ashley Freeman	2006	2:06.85
3. Maurica Carlucci	2002	2:07.51
4. Regina Jacobs	1982	2:07.6
5. Chinny Offor	2004	2:08.23

Mile	Year	Time
1. PattiSue Plumer	1983	4:37.0
2. Lauren Fleshman	2002	4:38.48
3. Arianna Lambie	2007	4:38.90
4. Malindi Elmore	2003	4:39.48
5. Katy Trotter	2006	4:41.11

3,000 Meters	Year	Time
1. PattiSue Plumer	1983	8:53.1
2. Arianna Lambie	2007	9:00.60
3. Lauren Fleshman	2003	9:01.48
4. Sara Bei	2004	9:05.02
5. Alicia Craig	2003	9:07.88



Pam Dukes was a member of the 1992 United States Olympic Team.

High Jump	Year	Mark
1. Lisa Bernhagen	1987	6-5 1/2 (1.97m)
2. Tracye Lawyer	1997	6-0 3/4 (1.85m)
3. Kimberly Stone	2001	5-10 3/4 (1.80m)
4. Karen Lysaght	1983	5-8 (1.73m)
5. Denise Gatzamide	1984	5-8 (1.73m)
5. Lauren Stewart	2007	5-8 (1.73m)

Long Jump	Year	Mark
1. Jackie Edwards	1992	21-8 3/4 (6.62m)
2. Erica McLain	2006	20-10 3/4 (6.37m)
3. Sarah Matthew	2007	20-6 1/2 (6.26m)
4. Undine Becker	2004	19-10 3/4 (6.06m)
5. Julie Tinker	2001	19-9 3/4 (6.04m)

Pole Vault	Year	Mark
1. Anna McFarlane	2006	13-1 (3.99m)
2. Kathleen Donoghue	2002	13-0 1/4 (3.97m)
3. Melissa Feinstein	1998	12-9 (3.89m)
4. Samantha Shepard	2004/05	12-8 3/4 (3.88m)
5. Leila Ben-Youssef	2005	12-8 3/4 (3.88m)

Shot Put	Year	Mark
1. Jillian Camarena	2004	57-2 3/4 (17.44m)
2. Pam Dukes	1987	57-1 (17.40m)
3. Carol Cady	1983	54-7 (16.64m)
4. Melissa Yungghans	2006	49-11 3/4 (15.23m)
5. Michaela Wallerstedt	2006	47-11 (14.60m)

Triple Jump	Year	Mark
1. Erica McLain	2007	45-7 3/4 (13.91m)
2. Jackie Edwards	1992	42-6 (12.95m)
3. Lauren Stewart	2006	41-3 3/4 (12.59m)
4. Deborah Akinniyi	2006	40-11 3/4 (12.48m)
5. Undine Becker	2004	40-8 1/4 (12.40m)

5,000 Meters	Year	Time
1. Arianna Lambie	2007	15:37.97
2. Alicia Craig	2003	15:43.04
3. Lauren Fleshman	2003	15:47.36
4. Anita Siraki	2005	16:07.18
5. Louise Watson	1994	16:11.52

55 Meter Hurdles	Year	Time
1. Jackie Bridgeman	1994	7.38
2. Monica Hoggatt	1994	7.48
3. Anne Lee	1994	7.70
4. Tracye Lawyer	1997	8.02
4. Lindsey Johnson	2002	8.02

60 Meter Hurdles	Year	Time
1. Lindsey Johnson	2002	8.42
2. Undine Becker	2003	8.62
3. Lillian Bush	2003	8.63
4. Robyn Woolfok	2002	8.67
5. Tracye Lawyer	1998	8.77
5. Lauren Stewart	2006	8.77

4 x 400 Meter Relay	Year	Time
1. Stanford	2005	3:34.92
<i>Christine Moschella, Janice Davis, Ashley Freeman, Ashley Purnell</i>		
2. Stanford	2006	3:36.80
<i>Keisha Gaines, Nashonne Johnson, Chauntae Bayne-Hackett, Janice Davis</i>		
3. Stanford	2005	3:38.51
<i>Chinny Offor, Christine Moschella, Nashonne Johnson, Ashley Freeman</i>		
4. Stanford	2005	3:38.91
<i>Nashonne Johnson, Ashley Purnell, Ashley Freeman, Christine Moschella</i>		
5. Stanford	2004	3:40.19
<i>Chinny Offor, Nashonne Johnson, Keisha Gaines, Ashley Freeman</i>		

Distance Medley Relay	Year	Time
<i>(1,200, 400, 800, 1,600)</i>		
1. Stanford	2000	11:01.56
<i>Sally Glynn, Jayna Smith, Lindsay Hyatt, Lauren Fleshman</i>		
2. Stanford	2006	11:05.03
<i>Amanda Trotter, Keisha Gaines, Ashley Freeman, Arianna Lambie</i>		
3. Stanford	2003	11:05.16
<i>Malindi Elmore, Christine Moschella, Katie Hochhiss, Lauren Fleshman</i>		
4. Stanford	2006	11:06.08
<i>Katy Trotter, Janice Davis, Ashley Freeman, Arianna Lambie</i>		
5. Stanford	2004	11:07.15
<i>Katy Trotter, Ashley Freeman, Chinny Offor, Sara Bei</i>		

20-lb Weight	Year	Mark
1. Jessica Pluth	2003	61-11 (18.87m)
2. Maureen Onyegbako	2001	61-7 (18.77m)
3. Summer Pierson	2000	57-11 (17.65m)
4. Sarah Hopping	2005	56-8 1/2 (17.28m)
5. Katy Elsbury	2004	55-11 (17.04m)

Pentathlon	Year	Mark
1. Lauren Stewart	2006	3,788 pts
2. Sally Mills	2004	3,417 pts



Former head women's cross country coach Dena Dey was a three-time All-American for the Cardinal.



Malindi Elmore was a five-time All-American.



Ben Eastman ran a 46.40 in the 400 meter dash in 1932.

100-yard Dash

- 9.3 Larry Questad, 1963, 1965 (Hand Time)
- 9.4 Clyde Jeffrey, 1939 (Hand Time)
- 9.4 Ken Curl, 1972 (Hand Time)
- 9.5 Eric Frische, 1963 (Hand Time)
- 9.5 Rick Tipton, 1969 (Hand Time)
- 9.5 Chuck Francis, 1971 (Hand Time)

100-meter Dash

- 10.2 Larry Questad, 1964 (Hand Time)
- 10.3 James Lofton, 1978 (Hand Time)
- 10.3 Darrin Nelson, 1979 (Hand Time)
- 10.39 Wopamo Osaisai, 2007
- 10.4 Gordon Banks, 1977 (Hand Time)
- 10.46 Jimmie Johnson, 1997
- 10.46 Stanley Wilson, 2004
- 10.48 Marvin Holmes, 1977
- 10.61 Leroy Sims, 2000
- 10.61 Milton Little, 2003

220-yard Dash

- 20.6 Larry Questad, 1963 (Hand Time)
- 20.7 Jack Weiershauser, 1937 (Hand Time)
- 20.8 Clyde Jeffrey, 1939 (straight) (Hand Time)
- 21.0 Ken Curl, 1973 (Hand Time)
- 21.0 James Lofton, 1977 (Hand Time)
- 21.1 Eric Frische, 1963 (Hand Time)
- 21.1 Gordon Banks, 1977 (Hand Time)

200-meter Dash

- 20.5 Larry Questad, 1963 (Hand Time)
- 20.5 James Lofton, 1977 (Hand Time)
- 20.84 Clyde Jeffrey, 1939
- 20.95 Jimmy Johnson, 1997
- 21.04 Wopamo Osaisai, 2005
- 21.10 Damon Dunn, 1996
- 21.24 Gordon Banks, 1977
- 21.31 Milton Little, 2003
- 21.34 Darrin Nelson, 1980
- 21.35 James Cramton, 1991

440-yard Dash

- 46.4 Ben Eastman, 1932 (Hand Time)
- 46.6 Ray Malott, 1938 (Hand Time)
- 46.9 Jim Ward, 1966 (Hand Time)
- 47.3 Bud Spencer, 1928 (Hand Time)
- 47.4 Charles Shaw, 1940 (Hand Time)
- 47.4 Craig Williamson, 1940 (Hand Time)
- 47.4 Don Chesarek, 1958 (Hand Time)
- 47.4 Ken Fraser, 1965 (Hand Time)

400-meter Dash

- 45.85 Rene Rodriguez, 1994
- 46.08 Alan Sheats, 1977
- 46.17 Jimmie Johnson, 1996
- 46.40 Ben Eastman, 1932
- 46.40 James Lofton, 1977
- 46.71 James Cramton, 1991
- 46.86 Evan Kehy, 2002
- 46.99 Nick Sebes, 2003
- 47.0 Bud Spencer, 1928 (Hand Time)
- 47.52 Curtis Goehring, 2002

880-yard Run

- 1:47.3 Ernie Cunliffe, 1960 (Hand Time)
- 1:49.2 Norm Lloyd, 1958 (Hand Time)
- 1:49.4 Pete Fairchild, 1969 (Hand Time)
- 1:49.9 Rich Klier, 1962 (Hand Time)
- 1:50.2 Tim Nicholson, 1971 (Hand Time)
- 1:50.3 Bill Pratt, 1964 (Hand Time)
- 1:50.4 Bob Miltz, 1963 (Hand Time)
- 1:50.9 Ben Eastman, 1932 (Hand Time)

800-meter Run

- 1:46.20 Michael Stember, 2000
- 1:46.6 Ernie Cunliffe, 1960 (Hand Time)
- 1:46.83 Gabe Jennings, 2001
- 1:46.90 David Strang, 1990
- 1:47.92 Christian Skoog, 1986
- 1:47.96 Grant Robison, 2003
- 1:47.96 Russell Brown, 2007
- 1:47.97 John Schaefer, 1979
- 1:48.20 Bill Crowley, 1990
- 1:48.42 Ryan Carroll, 2001

Mile Run

- 3:55.16 Jeff Atkinson, 1986
- 3:59.11 Michael Stember, 1998
- 3:59.29 Russell Brown, 2007
- 3:59.32 Gabe Jennings, 1998
- 3:59.60 Garrett Heath, 2007
- 3:59.60 Duncan Macdonald, 1970 (Hand Time)
- 3:59.69 Jonathon Riley, 2002
- 4:00.1 Brian Mittelstaedt, 1973 (Hand Time)
- 4:00.4 Ernie Cunliffe, 1960 (Hand Time)
- 4:01.5 Harry McCalla, 1963 (Hand Time)
- 4:01.69 Donald Sage, 2004
- 4:02.3 Paul Schlicke, 1964 (Hand Time)

1,500-meter Run

- 3:35.11 Michael Stember, 2000
- 3:35.21 Gabe Jennings, 2000
- 3:35.75 Grant Robison, 2003
- 3:37.56 Russell Brown, 2007
- 3:38.90 Jonathon Riley, 2000
- 3:39.26 Marc Olesen, 1988
- 3:39.27 Donald Sage, 2001
- 3:39.36 Garrett Heath, 2007
- 3:40.65 Andrew Powell, 2000
- 3:41.30 Mark Mastalir, 1991

2-mile Run

- 8:37.8 Don Kardong, 1971 (Hand Time)
- 8:45.2 Greg Brock, 1970 (Hand Time)
- 8:47.4 Tony Sandoval, 1976 (Hand Time)
- 8:49.4 Arvid Kretz, 1971 (Hand Time)
- 8:50.2 Brian Mittelstaedt, 1973 (Hand Time)

3,000-meter Steeplechase

- 8:32.09 Ian Dobson, 2004
- 8:35.83 Jesse Thomas, 2002
- 8:38.19 David Frank, 1984
- 8:40.72 Jonathan Pierce, 2006
- 8:43.07 David Vidal, 2005
- 8:45.92 Fred Carter, 1992
- 8:48.52 Steve Miller, 1989
- 8:50.82 Mark Fadil, 1996
- 8:52.6 Bill Graham, 1982 (Hand Time)
- 8:53.6 Bill Gail, 1979 (Hand Time)

3-mile Run

- 13:20.8 Don Kardong, 1971 (Hand Time)
- 13:25.8 Tony Sandoval, 1976 (Hand Time)
- 13:31.9 Arvid Kretz, 1971 (Hand Time)
- 13:36.4 Greg Brock, 1970 (Hand Time)
- 13:47.0 Mark McConnell, 1974 (Hand Time)
- 13:49.0 Jeff Parietti, 1976 (Hand Time)

5,000-meter Run

- 13:15.33 Ian Dobson, 2005
- 13:16.03 Ryan Hall, 2005
- 13:25.19 Loius Luchini, 2004
- 13:27.31 Brad Hauser, 2000
- 13:29.15 Jonathon Riley, 2002
- 13:39.75 Brent Hauser, 1997
- 13:40.30 Grant Robison, 2002
- 13:44.60 Gabe Jennings, 2000
- 13:44.78 Nefalem Araia, 2005

6-mile Run

- 28:00.6 Don Kardong, 1971 (Hand Time)
- 28:03.8 Tony Sandoval, 1976 (Hand Time)
- 29:02.6 Greg Brock, 1970 (Hand Time)
- 29:10.6 Jack Bellah, 1974 (Hand Time)

10,000-meter Run

- 27:59.72 Ian Dobson, 2005
- 28:08.12 Brad Hauser, 1999
- 28:23.37 Brent Hauser, 2000
- 28:23.67 Adam Tenforde, 2003
- 28:27.43 Nefalem Araia, 2006
- 28:32.21 Jason Balkman, 1999
- 28:32.62 Nathan Nutter, 1998
- 28:33.71 Jonathon Riley, 2001
- 28:40.12 Donald Sage, 2002
- 28:41.13 Louis Luchini, 2003

120-yard High Hurdles

- 13.7 Rick Tipton, 1971 (Hand Time)
- 13.8 Steve Cortright, 1963 (Hand Time)
- 13.9 Chuck Cobb, 1958 (Hand Time)
- 13.9 John Foster, 1975 (Hand Time)
- 14.0 Dave Bagshaw, 1973 (Hand Time)

110-meter High Hurdles*

- 13.94 John Foster, 1976
- 14.04 Bob Mathias, 1953
- 14.09 Myles Bradley, 2007
- 14.10 Justin Williams, 2003
- 14.14 Rick Tipton, 1969
- 14.15 Peter Kolotoutos, 1989
- 14.19 Michael Harte, 1999
- 14.22 Jay Thorson, 1986
- 14.27 Bill Graham, 1980
- 14.30 Rod Berry, 1980

*In 1960, Chuck Cobb ran 13.7 in the U.S. Armed Services Championship while stationed at the Stanford Navy ROTC unit and training under Payton Jordan



In 1960, Chuck Cobb (right) ran 13.7 in the 110m High Hurdles in the U.S. Armed Services Championship while stationed at the Stanford Navy ROTC unit and training under Payton Jordan (left).



Randy White ran a 50.7 in the 440 yard Intermediate Hurdles in 1971.

440-yard Intermediate Hurdles

- 50.7 Randy White, 1971 (Hand Time)
- 51.3 Matt Hogsett, 1974 (Hand Time)
- 52.1 Tom Long, 1972 (Hand Time)
- 52.2 Dave Bagshaw, 1974 (Hand Time)
- 52.4 Steve Cortright, 1963 (Hand Time)
- 52.3 Bud Walsh, 1967 (Hand Time)
- 52.4 Jim Luttrell, 1955 (Hand Time)

400-meter Hurdles

- 50.4 Randy White, 1971 (Hand Time)
- 50.98 Jeff Allen, 1998
- 51.2 Tom Shellworth, 1977 (Hand Time)
- 51.3 Matt Hogsett, 1974 (Hand Time)
- 51.71 Garry Shumway, 1981
- 51.73 Shanghn Ryan, 1986
- 52.0 Garry Shumway, 1980 (Hand Time)
- 52.15 Tim Collins, 1988
- 52.63 Gerren Crochet, 2003
- 52.85 Kraig Sanders, 1986

440-yard Relay

- 39.7 Frische, Rubin, McIntyre, Questad, 1965 (Hand Time)
- 40.5 Cox, Forbes, Ward, Questad, 1966 (Hand Time)
- 40.7 Sears, Forbes, Walsh, Cox, 1967 (Hand Time)
- 40.8 Frische, Rubin, Forbes, Questad, 1965 (Hand Time)
- 40.8 Sears, Guglielmetti, Walsh, Forbes, 1967 (Hand Time)
- 40.8 Holmes, Lofton, Sheats, Wingo, 1975 (Hand Time)

400-meter Relay

- 39.71 Rushing, Sebes, Goehring, Wilson, 2004
- 39.84 Nelson, Sheats, Banks, Lofton, 1978
- 40.15 Little, Crochet, Sebes, Rushing, 2003
- 40.24 Little, Crochet, Rushing, Sebes, 2003
- 40.26 Goehring, Sebes, Kelty, Wilson, 2002
- 40.39 Goehring, Sebes, Kelty, Wilson, 2003
- 40.51 Bookman, Davis, Webb, Johnson, 1995
- 40.61 Goehring, Little, Sebes, Crochet, 2003
- 40.82 2001 41.04 Webb, Clark, Johnson, Rodriguez, 1994

Mile Relay

- 3:08.5 Sheats, Shellworth, Banks, Lofton, 1977 (Hand Time)
- 3:10.5 Shaw, Williamson, Clark, Jeffrey, 1940 (Hand Time)
- 3:10.5 Frederickson, Rubin, McIntyre, Fraser, 1965 (Hand Time)
- 3:10.8 Wingo, Sheats, Hogsett, Lofton, 1976 (Hand Time)
- 3:11.2 Shellworth, Gerfen, Sheats, Lofton, 1977 (Hand Time)
- 3:11.4 Lassen, Cunliffe, Lloyd, Chesarek, 1958 (Hand Time)
- 3:11.6 Kauffman, Fairchild, Anderson, White, 1971 (Hand Time)

1,600-meter Relay

- 3:06.6 McCarthy, Banks, Sheats, Lofton, 1978 (Hand Time)
- 3:07.23 Little, Crochet, Goehring, Sebes, 2003
- 3:07.4 Sheats, Shellworth, Banks, Lofton, 1977 (Hand Time)
- 3:07.53 Goehring, Sebes, Wilson, Rushing, 2004
- 3:07.77 Little, Crochet, Rushing, Sebes, 2003
- 3:09.17 Goehring, Crochet, Little, Sebes, 2003
- 3:09.36 Heath, Allen, Pigg, Johnson, 1996
- 3:09.65 Cramton, Skoog, Strang, Armstrong, 1988
- 3:09.96 Little, Kelty, Goehring, Sebes, 2002
- 3:10.56 Little, Goehring, Hassell, Kelty, 2002

Discus

- 210-1 Michael Robertson, 2007
- 198-7 Omer Inan, 2002
- 196-1 Glenn Schneider, 1988
- 193-2 Dave Weill, 1963
- 190-3 Dave Thomson, 1981
- 189-1 Bob Stoecker, 1966
- 187-2 Mark Ganek, 1999
- 182-6 Steve Davis, 1969
- 182-1 Pete Swanson, 1996
- 178-10 Nick Welihozkly, 2003

Shot Put

- 70-7 Terry Albritton, 1977
- 64-10 3/4 Garin Veris, 1982
- 60-7 1/4 Pete Swanson, 1995
- 60-1 Brian Boggess, 1989
- 59-11 3/4 Jerry Winters, 1960
- 58-8 1/2 Andy Papanthassiou, 1989
- 58-5 1/2 T. C. Jones, 1969
- 57-4 3/8 Otis Chandler, 1950
- 57-0 1/2 Michael Macellari, 2007
- 57-0 1/4 Chris Sprague, 2000

2002 Javelin (old implement at 1980)

- 265-8 Tom Colby, 1969
- 243-6 Gary Bruner, 1980
- 241-10 Art Batchelder, 1962
- 239-7 Bob Kimball, 1953
- 235-9 3/4 Leo Long, 1954
- 235-3 Gary Bruner, 1979
- 233-4 1/2 Bud Held, 1950
- 231-11 George Porter, 1965
- 230-5 Steve Hopkins, 1974
- 229-8 1/2 John Bugge, 1955
- 229-1 Dick Warwick, 1968
- 229-1/2 Hank Roldan, 1957

Javelin (1986 new implement)

- 234-0 Chad Wassink, 2001
- 233-11 Dave Pickett, 1988
- 218-8 Jason Goff, 2004
- 201-3 Keith Avila, 2006
- 198-5 James Kostohyryz, 1991
- 191-7 John Roldan, 1995
- 191-2 Bryan Kelley, 2005
- 189-5 Nick Rosen, 1988
- 187-3 Justin Strand, 1997
- 185-7 Josh Gleason, 1996

Long Jump

- 26-11 3/4 James Lofton, 1978
- 26-0 3/4 Marcus Hickerson, 1990
- 25-11 Milton Little, 2003
- 25-9 1/2 Dan Moore, 1962
- 25-7 1/2 Darrin Nelson, 1978
- 25-4 3/4 Gay Bryan, 1949
- 25-3 Frank Herrmann, 1957
- 25-2 Bud Walsh, 1967
- 25-1 Tom Anderson, 1971
- 24-11 1/2 Craig Vaughan, 1967

Triple Jump

- 52-3 Allen Meredith, 1970
- 51-9 Solomon Welch, 2005
- 51-8 1/2 Ian Arnold, 1968
- 51-4 1/2 Feranmi Okanlami, 2006
- 51-1 1/2 Tom Massey, 1969
- 51-0 Jami Webb, 1994
- 50-9 1/2 Solomon Welch, 2003
- 50-7 Brian Manning, 1994
- 50-4 Rod Utley, 1973
- 50-0 Phil Cannon, 1986
- 50-0 Henry Green, 1989
- 50-0 Richard Sherman, 2007

High Jump

- 7-5 3/4 Brian Marshall, 1988
- 7-4 1/2 Michael Ponikvar, 1999
- 7-3 PeterBoyce, 1968
- 7-3 Travis Clark, 1993
- 7-1 John Hopkins, 1989
- 7-0 1/4 Todd Beyerlein, 1998
- 6-10 Ed Hanks, 1965
- 6-10 Skip Grodahl, 1972
- 6-10 Chris Patrick, 1981
- 6-9 3/4 Ray Bergstrom, 2002

Pole Vault

- 18-9 1/4 Toby Stevenson, 2000
- 18-1 Graeme Hoste, 2006
- 17-8 1/2 John Gash, 1987
- 17-0 3/4 Jamie Marek, 1993
- 16-11 3/4 Jim Eshelman, 1967
- 16-9 1/4 Chris Buddin, 1995
- 16-8 3/4 Adam Fusco, 1998
- 16-7 1/4 Casey Carrigan, 1971
- 16-7 1/4 Donnell Hill, 2006
- 16-6 3/4 Josh Hustedt, 2007

Hammer Throw

- 240-10 Dave Popejoy, 1995
- 237-3 Adam Connelly, 1999
- 233-5 Justin Strand, 1997
- 229-10 Brian Masterson, 1985
- 225-1 Shaun Pickering, 1984
- 222-5 Rick Buzz, 1980
- 221-1 Nick Wolthozkly, 2003
- 213-2 Dave Thonison, 1981
- 211-0 Toby Norwood, 1995
- 208-5 Mark Ganck, 1999

Decathlon

- 7887 Bob Mathias, 1952
- 7529 Jay Thorson, 1986
- 7428 Jason Goff, 2001
- 7287 Travis Clark, 1995
- 7286 Josh Hustedt, 2007
- 7228 Michael Heise, 1982
- 7084 D. D. Harris, 1989
- 7016 Timi Wusu, 2003
- 7013 Josh Gleason, 1996
- 6832 Nicholas Taylor, 2005



Otis Chandler recorded a shot put mark of 57-4 3/8 in 1950.

STANFORD WORLD RECORD PERFORMANCES

Year	Name	Event	Time/Mark	Year	Name	Event	Time/Mark
1904	Norman Dole	pole vault	12-1 8/25	1940	Clyde Jeffrey	100-yard dash	9.4
1910	Leland Scott	pole vault	12-10 7/8		Paul Moore	1,320-yard run	2:58.7
1912	George Horine	high jump	6-7		Mile relay team of Charles Shaw, Ernie Clark, Craig Williamson, Clyde Jeffrey		3:10.5
1921	Morris Kirksey	100-yard dash	9.6	1950	Bob Mathias	decathlon	8,042 points
1925	Glen Hartranft	discus	157-1 5/8	1952	Bob Mathias	decathlon (old scoring system)	7,887 points
1928	Bud Spencer	400-meter dash	47.0	1953	Bud Held	javelin	263-10
	member of the U.S. 1,600-meter relay team		3:14.2	1955	Bud Held	javelin	266-2 1/2
	member of the U.S. mile relay team		3:13.4	1956	Bud Held	javelin (made after leaving Stanford)	270-0
1930	Harlow Rothert	shot put	52-1 5/8	1960	Ernie Cunliffe	member of the U.S. two-mile relay team	7:19.4
	Eric Krenz	discus	167-5 3/8	1961	Ernie Cunliffe	1,000-yard run (indoor)	2:07.9
1931	Mile relay team of Maynor Shove, Abe Hables, Ike Hables, Ben Eastman		3:12.6	1965	440-yard relay team of Eric Frische, Dale Rubin, Bob McIntyre, Larry Questad		39.7
1932	Ben Eastman	440-yards	46.4	1973	880-yard relay (indoor) team of Ken Curl, John Kessel, Matt Hogsett, John Anderson		1:27.4
	Bill Miller	pole vault	14-1 7/8	1974	Mile int. hurdle relay team of Matt Hogsett, Dave Bagshaw, Reggie Mason, Kenny Kring		3:37.8
	Hector Dyer	member of U.S. 400-meter relay team	40.0	1976	Terry Albritton	shot put	71-8 1/2
1933	Gus Meier	120 high hurdles	14.2	2000	Distance Medley Relay team (indoors) of Gabriel Jennings, Evan Kely, Michael Stember, Jonathon Riley		9:28.83
1934	John Lyman	shot put	54-1				
	Ben Eastman	880-yards	1:49.8				
1935	Sam Klopstock	high hurdles	14.1				
1937	880-yard relay team of Jim Kneubuhl, Ray Malott, Stan Hiserman, Jack Weierhauser		1:25.0				



Bob Mathias recorded world record performances in the decathlon in 1950 and 1952.

STANFORD IN THE OLYMPICS



Toby Stevenson ('00) won the silver medal at the 2004 Olympic Games in Athens.



Don Kardong placed fourth in the Marathon in the 1976 Olympics.

Name	Event	Year	Name	Event	Year
Jeff Atkinson	1500 meters (10th)	1988	Don Kardong	Marathon (4th)	1976
Sam Bellah	Pole Vault (6th)	1908	Bob King	High Jump (Gold)	1928
	Pole Vault (7th)	1912	Morris Kirksey	100 Meters (Silver)	1920
Herc Bihlman	Shot Put	1920		4 x 100 Meter Relay (Gold)	1920
Peter Boyce	High Jump	1968	Eric Krenz	Shot Put (4th)	1928
Carol Cady	Shot Put (7th)	1984	Henry Laborde	Discus (Silver)	1932
	Discus (11th)	1988	Duncan MacDonald	5000 Meters	1976
Reg Caughey	Shot Put	1920	Brian Marshall	High Jump	1988
Ernie Cunliffe	800 meters	1960	Bob Mathias	Decathlon (Gold)	1948
Nancy Ditz	Marathon	1988		Decathlon (Gold)	1952
Pam Dukes	Shot Put	1992	Bill Miller	Pole Vault (Gold)	1932
Gordon Dunn	Discus (Silver)	1936	John Miller	400 Meters	1908
Hec Dyer	4 x 100 Relay (Gold)	1932		800 Meters	1908
Ben Eastman	400 Meters (Silver)	1932	Feg Murray	110 Meter Hurdles (Bronze)	1920
Jackie Edwards	Long Jump	1992	John Norton	400 Meter Hurdles (Silver)	1920
	Long Jump	1996	Mary Osborne	Javelin 1980 (U.S. Boycott)	
	Long Jump	2000	Shaun Pickering	Shot Put	1996
	Long Jump	2004	PattiSue Plumer	3000 Meters (12th)	1988
Malindi Elmore	1500 Meters (Canada)	2004		1500 Meters (10th)	1992
Gus Envela	100 Meters	1988	Dave Popejoy	Hammer	1996
	100 Meters	1992	Larry Questad	200 Meters (5th)	1968
Chuck Francis	100 Meters	1972	Ian Reed	Discus	1952
	4 x 100 Meter Relay	1972	Bill Richardson	800 Meters (5th)	1924
Chryste Gaines	4 x 100 Meter Relay	1992	Jonathon Riley	5000 meters	2004
	4 x 100 Meter Relay (Gold)	1996	Grant Robison	1500 meters	2004
	4 x 100 Meter Relay (Bronze)	2000	Harlow Rothert	Shot Put	1928
	100 Meters	2000		Shot Put (Silver)	1932
Nellie Gray	Shot Put (5th)	1932	Tony Sandoval	Marathon 1980 (U.S. Boycott)	
Flint Hanner	Javelin	1920	Steve Schadler	1500 Meters	1992
Glen Hartranft	Shot Put (Silver)	1924	Bud Spencer	4 x 400 Meter Relay (Gold)	1928
	Discus (6th)	1924	Toby Stevenson	Pole Vault (Silver)	2004
Brad Hauser	5000 Meters	2000	Dave Strang	1500 Meters (Great Britain)	1992
Bud Held	Javelin (9th)	1952		800 Meters (Great Britain)	1996
George Horine	High Jump (Bronze)	1912	Michael Stember	1500 Meters	2000
Regina Jacobs	1500 Meters	1988	Dink Templeton	Long Jump (4th)	1920
	1500 Meters	1992	Dave Weill	Discus (Bronze)	1964
	1500 Meters	1996	Weir, Robert (Coach)	Discus	1984
	1500 Meters	2000		Discus	1996
Gabe Jennings	1500 Meters	2000		Discus	2000

HOME OF CHAMPIONS

**The Best College
Athletic Program
in the Nation**

Stanford Athletics is one of the most respected and admired collegiate athletic programs in the nation. During each of the past 13 years, Stanford has won the prestigious Directors' Cup awarded to the most outstanding collegiate athletic program in the nation. Stanford has also won at least one national title in each of the past 31 years, most recently with the country's best teams in women's cross country, men's golf and synchronized swimming in 2006-07.

STANFORD CHAMPIONSHIP FACTS

Total National Championships: 107

Total NCAA Championships: 94

(NCAA Rank: No. 2)

Total Men's NCAA Championships: 58

(NCAA Rank: No. 3)

Total Women's NCAA Championships: 36

(NCAA Rank: No. 1)

Total Individual NCAA Championships: 402

THE PAC-10 CONFERENCE

Stanford teams consistently excel in the Pac-10, one of the nation's best and deepest conferences. Stanford teams won five Pac-10 titles in 2006-07, capturing league crowns in women's basketball, women's cross country, men's swimming and diving, women's tennis and women's volleyball. The men's swimming and diving team has captured an unbelievable 26 consecutive Pac-10 championships.



Women's Cross Country won the 2007 NCAA Title.



2007 NCAA champion men's golf team meets President Bush


INTERNATIONAL COMPETITION

Many Stanford student-athletes continue their success in international competition with numerous Olympic and World champions. Many current and former Stanford student-athletes and coaches participate in the Olympics in a variety of sports. Stanford was represented by 43 affiliates at the most recent Olympic Games that took place in 2004 in Athens, Greece. The Cardinal totaled 17 medals – three gold, seven silver and seven bronze.

STANFORD UNIVERSITY

The Nation's
Premier University

Red Hoop Fountain outside
Green Library



Stanford students come from all over the world, including all 50 states and 68 countries.

The University still enjoys the original 8,180 acres of grassy fields, eucalyptus groves and rolling hills that were the Stanford's generous legacy. It is one of the most picturesque campuses in the nation, comfortably set in the beautiful San Francisco Bay Area.

Clock Tower



Stanford University is recognized as one of the world's great universities.

Stanford's faculty is one of the most distinguished in the nation, including 18 Nobel Laureates and four Pulitzer Prize winners. There are over eight million volumes in Stanford's nearly two dozen libraries.

Arrillaga Center for Sports & Recreation





STANFORD STUDENTS



Stanford's 6619 undergraduates and 8192 graduate students are distinguished by their initiative, love of learning and commitment to the larger world. Independent thinkers and relentlessly curious, students at Stanford bring passion and imagination to everything they do.

Stanford students work hard, and they play with equal energy and enthusiasm. From public service to performing arts, from intramural sports to student government, undergraduates take part in numerous activities beyond the classroom.

Student-athletes at Stanford have accepted the challenge of pursuing excellence both in the classroom and on the playing field. It is often said that Stanford offers the best of both worlds – top flight academics and unparalleled athletics.





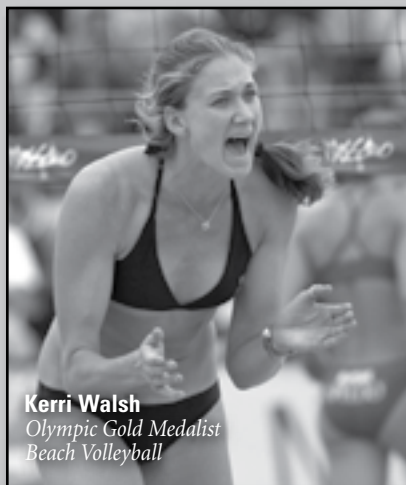
Tiger Woods
Grand Slam Champion
Men's Golf

Bob Mathias
Olympic Decathlon
Champion

STANFORD'S GREAT STUDENT-ATHLETES



Summer Sanders
Olympic Gold Medalist
Women's Swimming



Kerri Walsh
Olympic Gold Medalist
Beach Volleyball

Stanford student-athletes have had tremendous success in many sports. During and after their collegiate careers, Stanford student-athletes are renowned for their excellence in their chosen sports.

- Olympic Gold Medalists
- NBA World Champions
- Super Bowl Champions
- Pro Football Hall of Famers
- Grand Slam Golf Champions
- World Series Champions
- Cy Young Award Winners
- World Cup Soccer Champions
- American & World Record Holders
- Grand Slam Tennis Champions



Mike Mussina
World Series Champion
New York Yankees

Mark Madsen
NBA Champion
Los Angeles Lakers

Pablo Morales & Jeff Rouse
Olympic Gold Medalists
Men's Swimming



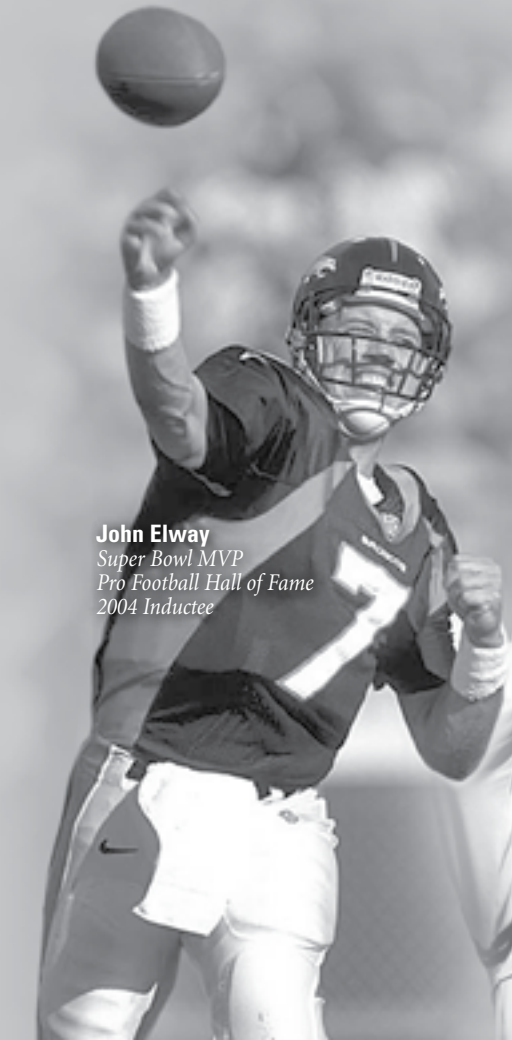
Bob & Mike Bryan
Grand Slam Doubles Champions
Men's Tennis



Jair Lynch
Olympic Silver Medalist
Gymnastics



Julie Foudy
U.S. National Team
Women's Soccer



John Elway
Super Bowl MVP
Pro Football Hall of Fame
2004 Inductee



John McEnroe
Grand Slam Champion
Men's Tennis



Jennifer Azzi
Olympic Gold Medalist
Women's Basketball


STANFORD ALUMNI

Herbert Hoover
31st President
of the United States

Stanford alumni are some of the most distinguished people in the world today.

These include leaders in government, medicine, business, law, politics, education, sports and entertainment, among other fields.

Stanford's diverse alumni includes the founders of Nike, Yahoo!, Hewlett-Packard and Google, a U.S. President, numerous elected government officials, Supreme Court justices, actors, actresses, athletes, a former Miss America and the first American woman in space, to name a few.




Larry Page and Sergey Brin
Founders of Google



Jerry Yang
Co-founder of Yahoo!



Reese Witherspoon
Academy Award
Winning Actress



Jennifer Connelly
Academy Award
Winning Actress




Phil Knight
Founder of Nike



Sandra Day O'Connor
Supreme Court Justice



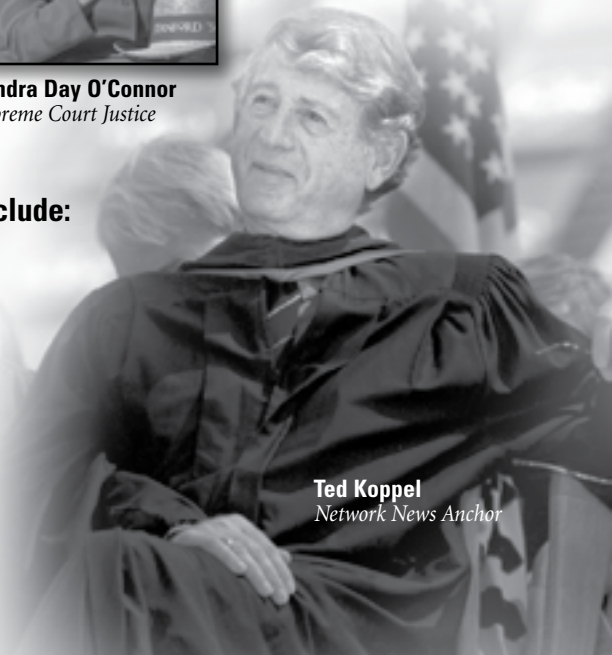
Sally Ride
First American
Woman in Space



Tiger Woods
Professional Golfer

Companies founded by Stanford graduates include:

- Cisco Systems
- Cypress Semi
- eBay
- E*Trade
- Excite
- Hewlett-Packard
- IDEO
- Intuit
- Netflix
- Nike
- The Learning Company
- Silicon Graphics
- Sun Microsystems
- Tandem
- Trilogy
- Varian Associates
- Yahoo!



Ted Koppel
Network News Anchor

The Golden Gate Bridge is one of the world's most recognizable landmarks

SAN FRANCISCO BAY AREA

From bustling cosmopolitan cities to quiet coastal retreats, the San Francisco Bay Area is incomparable.

First-class attractions, world-class athletics, cultural diversity, remarkable skylines and breathtaking views make this region one of the world's most popular destinations.



Fisherman's Wharf is a must see for all tourists visiting San Francisco



Yosemite is a popular nearby destination

Stanford University is a gateway to this great region, located less than an hour's drive from San Francisco to the north, just minutes from Silicon Valley to the south and within easy reach of the breathtaking coastal cities which line the Pacific Ocean to the west.



AT&T Park – home of the San Francisco Giants




**Stanford Academics:
Second to None**

ACADEMIC SUPPORT



Students participating in a lab writing project



Athletic Academic Resource Center


Stanford student-athletes match their collegiate playing career with a prestigious Stanford education. Stanford University is consistently ranked as one of the best overall colleges in the nation. According to a 2007 *U.S. News and World Report*, Stanford ranked as follows nationally:

- No. 4-T University
- No. 2 School of Education
- No. 2 Graduate School of Business
- No. 2 Engineering Program
- No. 2-T Law School

Black Enterprise ranked Stanford as the No. 7 University for African-American students in 2006.

Everyone at Stanford is committed to the full experience of a student-athlete. Each player has access to the Athletic Academic Resource Center (AARC). In the AARC, finding the balance between academics and athletics is key. Counselors and tutors work with student-athletes to make their academic lives as smooth as possible.

Stanford players earn meaningful degrees most often in four years. Athletes are also eligible to apply for a fifth year of study in order to pursue a Masters degree in many departments.



Stanford Business School – one of many highly ranked programs at the University





Bob Bowsby

The Jaquish & Kenninger
Director of Athletics

Bob Bowsby, one of the most respected and admired athletic administrators in the nation during his nearly 15 years at the helm of the University of Iowa's athletic program, was named the Jaquish & Kenninger Director of Athletics at Stanford University on April 25, 2006. He took over the reigns of the

Cardinal athletic department on July 10, 2006.

Bowsby gained a national reputation for his skill and integrity in running one of the country's most ambitious and successful Division I-A athletics programs. When Stanford went in search of a replacement for Ted Leland, Bowsby's name immediately went to the top of the list.

"Bob Bowsby represents the best professional and personal values when it comes to student-athletes," said Stanford University Provost John Etchemendy, chair of the search committee. "He understands that the success of an athletics program is not simply measured in wins and losses, but in the academic achievements and character of the young women and men who work so hard on the field and in the classroom."

As Stanford's sixth athletic director, Bowsby succeeds Ted Leland (1991-2005), Andy Geiger (1979-90), Joe Ruetz (1972-78), Chuck Taylor (1963-71) and Al Masters (1925-63). Bowsby directs a department that includes 35 intercollegiate varsity teams – 15 men's, 19 women's and one coed – plus the physical education department, intramurals, club sports, open recreation and the Stanford Golf Course. The department has an annual budget of approximately \$75 million and a staff of over 225.

In its first year with Bowsby at the helm, Stanford captured the Directors' Cup, emblematic of the top overall athletic program in the country, for the 13th consecutive year, won three national championships and had 15 teams finish in the Top 10 nationally. Bowsby also spearheaded the opening of the New Stanford Stadium.

Throughout his career, Bowsby (born January 10, 1952) has emerged as a national leader in intercollegiate and amateur athletics. He was named in February, 2007, to the United States Olympic Committee Board of Directors.

He has previously served as President of the NCAA Division I-A Athletic Directors' Association (2002-03), Chair of the NCAA Division I Men's Basketball Committee for two years (2003-05) and a committee member for five years, Chair of the Big Ten Administrator's Council (2002-04) and Chair of the NCAA Management Council.

Bowsby was appointed by President George Bush as a member of the Commission on Opportunities in Athletics in 2002-03. The committee was led by U.S. Secretary of Education Rod Paige.

Bowsby was elected chair of the NCAA Olympic Sports Liaison Committee and represented the NCAA as one of two voting members on the United States Olympic Committee Board of Directors. He served as a member of the NCAA/U.S. Olympic Committee Task Force chaired by Cedric Dempsey and George Steinbrenner.



Bob Bowsby was named as Stanford's sixth Athletic Director on April 25, 2006.



During ceremonies at the recently remodeled Stanford Stadium, Bob Bowsby accepts the Director's Cup, which Stanford has recently captured for the 13th consecutive year.

In addition, Bowsby served as chair of the NCAA Wrestling Committee and has served on NCAA committees on Financial Aid and Amateurism, the Special Committee to Review Amateurism Issues and the Special Committee to Review Financial Conditions in Athletics.

Bowsby has also served as an Executive Committee member with both the National Association of Collegiate Directors of Athletics and the Division I-A Athletic Directors Association and served as President of the I-A organization for two years.

The National Association of Collegiate Directors of Athletics (NACDA) named Bowsby in 2001-02 as Central Region Athletic Director of the Year and *Sports Business Journal* selected him from the four regional award winners as the National Athletics Director of the Year. The award highlights the efforts of the athletic directors for their commitment and positive contributions to campuses and their surrounding communities.

As the chief administrator for Iowa's athletic department from 1991-2006, Bowsby earned a reputation as one of the most admired, energetic and ambitious athletic administrators in the nation. Bowsby guided and supervised the merger of the Hawkeye's women's and men's athletics departments while enabling Iowa to maintain its standing as one of the most visible and successful Division I athletic programs.

Under his leadership, Iowa enjoyed unprecedented success and growth in the area of fund raising and facilities. Bowsby and the UI Development staff put in place \$25 million in endowments to help support Hawkeye student-athlete scholarship aid. In addition, he managed the planning and construction of \$120 million in facility projects on campus, including an \$87 million renovation to Kinnick Stadium.

A native of Waterloo, Iowa, Bowsby became Iowa's 10th Athletic Director in June, 1991, after serving in the same role at the University of Northern Iowa since 1984.

Bowsby earned his Bachelors degree from Moorhead State University (Minnesota) in 1975 and his Masters degree from the University of Iowa in 1978. He and his wife, Candice, have four children: Lisa, Matt, Rachel and Kyle.



Caring about the Community:

At Stanford, students are taught the value of investment. Put simply, you get out what you put in. This positive attitude is no different for many of the student-athletes in this program who volunteer their time for a wide variety of causes.

Athletes on the team volunteer as tutors, bedside companions and homeless shelter helpers among other activities. Caring about the community is a theme that resonates in the athletes of the cross country program because they understand the value of lending a helping hand.

Senior, Neftalem Araia echoes this sentiment, "As people who have been given an opportunity to thrive, I believe we owe it to others to continue the trend of extending help and opening doors."





**Stanford
Track and Field**





2008 TRACK AND FIELD SCHEDULE

Indoor Season

Date(s)	Competition	Location
Jan. 19	UW Indoor Preview	Seattle, WA
Jan. 26	Blue & Orange Classic	Boise, ID
Feb. 1-2	UW Invitational	Seattle, WA
Feb. 16	Husky Invitational	Seattle, WA
Feb. 15-16	Tyson Invitational	Fayetteville, AR
Feb. 29-Mar. 1	MPSF Championships	Seattle, WA
Mar. 8	UW Last Chance Meet	Seattle, WA
Mar. 14-15	NCAA Championships	Fayetteville, AR

Outdoor Season

Mar. 8	Davis Quad Meet	Davis, CA
Mar. 29	Cal Poly	SLO, CA
Apr. 2-3	Cal Multis	Berkeley, CA
Apr. 4-5	Stanford Invitational	Palo Alto, CA
Apr. 12	Big Meet	Berkeley, CA
Apr. 18-20	Mt SAC	Walnut, CA
Apr. 19	Woody Wilson	Davis, CA
Apr. 23-26	Penn Relays	Philadelphia, PA
Apr. 24-26	Drake Relays	Des Moines, IA
Apr. 25-26	Brutus Hamilton Invitational	Berkeley, CA
Apr. 25-26	UCSD Triton Invitational	La Jolla, CA
May 2	Sacramento State Open	Sacramento, CA
May 4	Payton Jordan Cardinal Invitational	Palo Alto, CA
May 9-10	Pac-10 Combined Events Championship	Tempe, AZ
May 16-17	Pac-10 Championships	Tempe, AZ
May 30-31	NCAA West Region Championship	Northridge, CA
June 11-14	NCAA Championships	Des Moines, IA
June 20-22	USATF Junior National Championships	Columbus, OH
June 27-July 6	US Olympic Trials	Eugene, OR