

STANFORD BASEBALL



Stanford History

Paul Carey is Stanford's all-time leader in games played and home runs, while ranking second in RBI and third in at-bats, hits, doubles and runs scored.

STANFORD BASEBALL
2010 SEASON OUTLOOK

COACHING STAFF

2010 PLAYER PROFILES

2009 SEASON REVIEW

BASEBALL HISTORY


PROFESSIONALS

RESULTS/RANKINGS

STANFORD UNIVERSITY

2010 OPPONENTS

Stanford Baseball A Championship Tradition



John Hudgins earned College World Series Most Outstanding Player honors after winning all three of his starts at the 2003 CWS.




National Freshman of the Year Paul Carey hit a memorable grand slam in the College World Series that helped lead Stanford to its first NCAA title in 1987.

One of the nation's traditional powers, Stanford Baseball is in its 116th season of intercollegiate competition on the diamond in 2009. Stanford has consistently been at the forefront of the collegiate baseball scene since the school began playing the sport in 1892. The program's two College World Series titles (1987 and 1988) and 16 trips to Omaha have been accompanied by 28 appearances in the NCAA Tournament, 15 Regional crowns, six Super Regional titles (in seven tries) and 20 conference championships.

Long synonymous with winning, Stanford is fifth in NCAA Division I history with 2,559 all-time victories. Since the Pacific-10 Conference was restructured in 1999, the Cardinal has a league-best 431 wins. Stanford has finished at .500 or above for 15-consecutive seasons, in 31 of the 32 campaigns under current head coach Mark Marquess, in 43 of the last 44 years and in 60 of the 63 seasons during the post-World War II era (since 1946). The Cardinal has qualified for postseason play in 14 of the last 15 seasons, and in 25 of the last 28 campaigns. The program's 128 NCAA Tournament wins are the sixth-most in Division I history, while only four other teams have posted more College World Series victories than Stanford's 40.

Stanford once again returned to the top levels of the collegiate baseball world in 2008 with a stirring run to the College World Series, where the club tied for third. The Cardinal, in fact, has now advanced to Omaha a Pac-10 best six times in the 10 seasons since the conference realigned in 1999, including a school-record five-straight CWS appearances from 1999-2003. Stanford has also advanced to the CWS Championship event in three of its six appearances during that stretch, while never finishing lower than tied for third.

The recent success of the program is only the latest chapter in the story of Stanford Baseball. For the last 26 years, Stanford has been the most successful team in the Pacific-10 Conference and one of the most admired in the nation. The Cardinal snapped a 16-year championship drought by winning the 1983 Pac-10 Southern Division title, and since then has captured at least a share of the conference crown (including Southern Division) in 12 campaigns. Stanford has hoisted



Stanford captured its first CWS title in 1987.



Ed Sprague (left), Steve Chitren and Doug Robbins (20) celebrate after Stanford captured its second straight College World Series in 1988.

the Pac-10 flag in six of the last 12 seasons, a run that began with the Cardinal setting a new school record by winning four conference titles in a row from 1997-2000 before adding back-to-back crowns in 2003 and 2004.


Even when not advancing all the way to Omaha, Stanford has been extremely successful on the national level. The Cardinal has appeared in an NCAA Regional 25 times in the last 28 seasons, including a school-record stretch of 13-straight postseason appearances from 1994-2006. Stanford has also been victorious in six of the first seven NCAA Super Regionals the club has appeared in, including five in a row (1999-2003) and again in 2008.

Stanford is one of only five schools in the history of collegiate baseball to have captured back-to-back CWS titles. The Cardinal defeated Oklahoma State to win its first national title in 1987 and returned the following season to beat conference rival Arizona State for a second consecutive CWS championship. Perhaps most astounding is that Stanford has won at least one game in each of its 16 appearances at the College World Series, while reaching the Championship event five times.

BACK-TO-BACK CWS CHAMPIONS

1988

The Cardinal posted a 46-23 overall record and placed second to Arizona State in the Pac-10 Southern Division standings. Stanford entered the College World Series with a 5-14 record against the other seven teams in the field but went 5-1 in Omaha on its way to a second consecutive national championship, winning four straight elimination games to capture the title and amassing an amazing total of eight postseason elimination victories. Lee Plemel was named the CWS Most Outstanding Player after pitching two complete games, while catcher Doug Robbins and first baseman Ron Witmeyer were also selected to the All-Tournament team. Other standouts on the club included pitchers Steve Chitren, Mike Mussina and Stan Spencer, along with offensive stars Frank Carey, Paul Carey, Troy Paulsen and Ed Sprague.



All-American Jack McDowell led Stanford to its first NCAA baseball title in 1987 and later won a Cy Young Award.

2 College World Series Titles

1987, '88

16 College World Series Trips

1953, '67, '82, '83, '85, '87, '88, '90, '95, '97, '99, 2000, '01, '02, '03, '08

6 NCAA Super Regional Titles

1999, 2000, '01, '02, '03, '08

7 NCAA Super Regional Trips

1999, 2000, '01, '02, '03, '06, '08

15 NCAA Regional Titles

1982, '83, '85, '87, '88, '90, '95, '97, '99, 2000, '01, '02, '03, '06, '08

25 NCAA Regional Appearances

1981, '82, '83, '84, '85, '86, '87, '88, '90, '91, '92, '94, '95, '96, '97, '98, '99, 2000, '01, '02, '03, '04, '05, '06, '08

1 NCAA District-8 Title

1967

3 NCAA District-8 Appearances

1953, '65, '67

28 NCAA Tournament Appearances

1953, '65, '67, '81, '82, '83, '84, '85, '86, '87, '88, '90, '91, '92, '94, '95, '96, '97, '98, '99, 2000, '01, '02, '03, '04, '05, '06, '08

20 Conference Titles

1924, '25, '27, '31, '50, '53, '66, '67, '83, '84, '85, '87, '90, '94, '97, '98, '99, 2000, '03, '04

21 Major League Baseball First Round Draft Picks in the Past 23 Years

(*Includes Compensation A Picks)

Jack McDowell (1987), Ed Sprague ('88), Mike Mussina ('90), Stan Spencer ('90), David McCarty ('91), Jeffrey Hammonds ('92), Rick Helling ('92), Willie Adams ('93), Kyle Peterson ('97), Jeff Austin ('98), Justin Wayne (2000), Joe Borchard (2000), Jeremy Guthrie ('02), Carlos Quentin ('03), Danny Putnam ('04)*, John Mayberry, Jr. ('05), Jed Lowrie ('05)*, Greg Reynolds ('06), Jason Castro ('08), Jeremy Bleich ('08)*, Drew Storen ('09)*

83 Major League Baseball Players

Willie Adams, Mike Aldrete, Dusty Allen, Ruben Amaro, Jr., Jeff Austin, Jeff Ballard, Bob Boone, Joe Borchard, Bobby Brown, Eric Bruntlett, Steve Buechele, Doug Camilli, Paul Carey, Chris Carter, Steve Chitren, Tony Cogan, Johnny Couch, Brian Dallimore, Mark Davis, Steve Davis, Bert Delmas, Frank Duffy, Steve Dunning, Chuck Essegian, Dave Frost, Sam Fuld, John Gall, Bob Gallagher, Ryan Garko, Jody Gerut, Mike Gosling, Jeremy Guthrie, Peter Hamm, Jeffrey Hammonds, Jed Hansen, Rick Helling, John Hester, Jim Hibbs, A.J. Hinch, Steve Hovley, Chad Hutchinson, Brian Johnson, Bob Kammeyer, Brian Keyster, Jim Lonborg, Andrew Lorraine, Jed Lowrie, Donny Lucy, John Mayberry, Jr., David McCarty, Jack McDowell, Bill McGilvray, Dave Meier, Dave Melton, Lloyd Merriman, Jason Middlebrook, Mike Mussina, Ernie Nevers, Al Osuna, Kyle Peterson, Danny Putnam, Carlos Quentin, John Ramos, Bob Reece, Greg Reynolds, Bruce Robinson, Don Rose, Brian Sackinaky, Tillie Shafer, Harvey Shank, Jack Shepard, Stan Spencer, Ed Sprague, Pete Stanicek, Darrell Sutherland, Charlie Swindells, Zeb Terry, Sandy Vance, Bill Wakefield, Justin Wayne, Ron Wittmeyer, Jason Young, Paul Zuvella

1987

The Cardinal put together one of the most memorable seasons in school history for its first College World Series title, while also capturing the Pac-10 Southern Division crown by five full games and completing the season with an impressive 53-17 overall mark to set a school record for victories (since broken by the 1990 club's 59 wins). Anchored by All-American Jack McDowell, Stanford's pitching staff was the cornerstone of the team. Steve Chitren, Al Osuna, Lee Plemel and Rob Wassenaar also were major contributors to the Cardinal's fine staff. CWS All-Tournament selections David Esquer and Mark Machtoff led the offense, along with Ruben Amaro, Jr., Frank Carey, Paul Carey, Ed Sprague and Ron Wittmeyer. Paul Carey put together arguably the finest season ever by a Cardinal rookie, earning national Freshman of the Year honors. Carey was also named the Most Outstanding Player in both the NCAA West I Regional and the College World Series. His grand slam in the bottom of the 10th inning to beat LSU (6-5) in Stanford's fourth CWS game helped the Cardinal stave off elimination and will always be remembered as one of the greatest moments in Stanford Baseball history.

13-STRAIGHT NCAA APPEARANCES (1994-2006)

2006

Stanford turned it on in the postseason with a shocking NCAA Regional win in Austin, knocking off defending national champion and No. 3 national seed Texas in the process. The Cardinal fell to eventual national champion Oregon State in the NCAA Corvallis Super Regional but a subpar season (33-27, 11-13 Pac-10) that nearly ended Stanford's school record of 13-straight postseason appearances was redeemed by the Regional crown. Chris Minaker (.364, 11 HRs, 68 RBI) picked up most of Stanford's honors during the campaign, including a Third Team All-America selection as well as NCAA Regional Most Outstanding Player and All-Pac-10 picks. Greg Reynolds was selected second overall by the Colorado Rockies in the 2006 MLB First-Year Player Draft to equal the highest a Stanford player had ever been chosen.

2005

Stanford extended its string of appearances at the NCAA Tournament to 12-consecutive seasons despite an overall record of 34-25 that ended a school-record run of 10-straight 40-win campaigns and a 12-12 Pac-10 mark that left the Cardinal tied for sixth in the conference. Stanford made a nice run at the NCAA Waco Regional before falling 4-3 in 12 innings to host and eventual CWS participant Baylor in the final. Jed Lowrie earned All-America honors for the second straight season, while John Mayberry, Jr. was a first round pick (19th overall) of the Texas Rangers in the MLB First-Year Player Draft.

2004

A talented and experienced Stanford club spent 10 weeks as *Baseball America's* top-ranked team during the regular season but was knocked out of postseason play by Long Beach State in NCAA Regional action to end a run of five consecutive trips to Omaha. The Cardinal did win its second straight Pac-10 title, finishing the campaign with a 46-14 overall record and a 16-8 conference mark. Jed Lowrie earned First Team All-America honors and was the Pac-10 Player of the Year, hitting .399 with 17 home runs and 68 RBI to capture the conference's Triple Crown (tied in RBI). Danny Putnam (.378, 16 HRs, 62 RBI) was also a First Team All-America choice and a Compensation A pick in the 2004 MLB First-Year Player Draft, while Mark Romanczuk (11-3, 4.31 ERA, 108.2 IP, 94 SO) was a Third Team All-American. Stanford had 10 players chosen in the June draft with nine signing professional baseball contracts.

2003

Stanford made a serious run at its third College World Series title in Omaha before settling for its third runner-up showing in four campaigns and finishing the season with a 51-18 overall mark. The Cardinal qualified for the inaugural CWS Championship Series by



John Mayberry, Jr. (above) and John Hester (below) made their Major League debuts in 2009, as 83 former Stanford players have now reached the big leagues.



Greg Reynolds got hot at the end of the 2006 season and ended up as the second overall pick in the 2006 MLB First-Year Player Draft.

STANFORD BASEBALL HISTORY

winning three-straight bracket elimination contests and extended eventual national champion Rice to the final game of the best-of-three set. Stanford set new CWS and school records by playing eight times in Omaha (the CWS record was tied by Oregon State in 2006), while setting new school records with 10 postseason victories and 13 games played. The Cardinal also won its first outright Pac-10 title since 1999. Stanford's 51 victories ranked tied for third on the school's all-time list and equaled its most since the Cardinal won a school-record 59 games in 1990. Ryan Garko was named a First Team All-American and earned the Johnny Bench Award given to the nation's top catcher as he became just the sixth player in Stanford history to hit .400 or better in a season (while reaching the minimum number of at bats), finishing with a .402 batting average to go with 18 home runs, just 17 strikeouts and a school single-season record-tying 92 RBI. John Hudgins (14-3, 2.99 ERA, 165.1 IP, 143 SO) turned in one of the finest seasons ever by a Cardinal pitcher and broke the school's single-season innings pitched record, while Carlos Quentin was a Golden Spikes Award finalist and finished the campaign with a .396 batting average, 12 homers, 64 RBI and 10 stolen bases. Hudgins and Quentin also both earned All-America recognition.

2002

Stanford finished tied for third at the College World Series and posted a 47-18 overall record. The Cardinal swept its first six postseason contests before a pair of CWS losses to eventual national champion Texas ended its season. Stanford entered the 2002 campaign as the nation's consensus No. 1 team and stayed on top of the *Baseball America* poll until April 1. After a mini-slide in late-April, the Cardinal won 11 of its final 13 Pac-10 games to finish second in the conference with a 16-8 league record. Jeremy Guthrie and Sam Fuld both earned All-America honors for the second consecutive season. Guthrie would become a first round draft pick in June of 2002 and signed a Major League Baseball contract with the Cleveland Indians' organization three months later.

2001

A young team surpassed nearly all expectations by reaching the College World Series title game. The club tied a then-school record (broken by the 2003 squad) with nine postseason wins (9-3). Four of the team's six postseason victories in NCAA Regional and Super Regional action came in elimination games with three of those wins by one run. Stanford finished with a 51-17

overall mark, giving the Cardinal its third straight 50-win season and ranking tied for third in victories in school history. Stanford also finished with a 17-7 record in Pac-10 action, one game behind fellow CWS participant USC in the regular season conference standings. In addition, the Cardinal was 16-6 against nationally ranked teams. Three Stanford players (Sam Fuld, Jeremy Guthrie and Chris O'Riordan) earned All-America honors.

2000

The club finished as the College World Series runner-up and posted a 50-16 overall record, giving the Cardinal back-to-back 50-win seasons for the first time in school history. Stanford was on the verge of its third CWS title with a 5-2 lead over LSU heading into the bottom of the eighth inning of the CWS Championship Game. However, the Tigers scored three times in the eighth inning to tie the contest and added an additional run in the ninth to beat the Cardinal in heartbreaking fashion, 6-5. Still, the season was an enormous success. The team was defined with equal parts of consistency,



Carlos Quentin's game-winning RBI single in the first 2001 NCAA Regional Championship Game against Texas helped pave the way for a return to the College World Series.

clutch play and experience. Stanford lost two games in a row only twice all season and never had a three-game losing skid. The Cardinal won three elimination games in NCAA Regional and Super Regional play just to reach the College World Series with a squad featuring eight players that would sign professional baseball contracts following the season. Justin Wayne and Joe Borchart both earned spots on All-America teams, while John Gall moved past Paul Carey into the top spot on the school's all-time lists for hits (368) and RBI (263).

1999

The team finished tied for third at the College World Series and had an incredible run of 23 wins in 24 games late in the season. Stanford was embroiled in one of the most memorable games in College World Series history when Florida State outlasted the Cardinal in a bracket final, 14-11 in 13 innings, to reach the CWS Championship Game. Joe Borchart, Josh Hochgesang and Jason Young earned All-America recognition.

1998

Stanford was ranked No. 1 by *Baseball America* for 15 consecutive weeks (including preseason), the longest run atop the polls in collegiate baseball history. The Cardinal also captured its second straight Pac-10 title with a 22-8 Southern Division mark. In addition, Jeff Austin became Stanford's third National Player of the Year when *Baseball America* honored him following the season. Chad Hutchinson joined Austin as an All-American.

1997

Stanford finished tied for third at the College World Series and was 45-20 overall. The Cardinal also won its first of four-straight Pac-10 titles with a 21-9 Southern Division record. Kyle Peterson earned All-America honors for the third-straight season and became Stanford's all-time strikeout king with 363 in just three seasons on The Farm (1995-97). Justin Wayne (1998-2000) later tied the record. Jon Schaeffer was also named an All-American.

1996

The Cardinal didn't get past an NCAA Regional or win a conference title but did earn a place in Stanford history with a school record 18-game winning streak in the final weeks of the season. A.J. Hinch and Kyle Peterson were All-Americans.

1995

Stanford advanced to Omaha for the first time since 1990 and started a school-record string of 10-consecutive seasons (1995-2004) with 40 or more wins by posting a 40-25 record. Kyle Peterson was named the national Freshman of the Year and was joined by Steve Carver and A.J. Hinch as All-Americans.

1994

Stanford began a school-record string of 13-straight NCAA Tournament appearances that continued through 2006 when the Cardinal rebounded from a losing season in 1993 to reach Regional play after winning the Pac-10 Southern Division title. The Cardinal finished 36-24 overall and 21-9 in the conference as A.J. Hinch and Jason Middlebrook earned All-America honors.

13 OTHER POSTSEASON TEAMS

2008

Picked by many to finish near the bottom of the Pac-10 and well away from postseason play, Stanford defied expectations and overcame long odds en route to its 16th College World Series appearance. After losing its NCAA Regional opener, the Cardinal tied a school record for one postseason with seven-straight victories. Stanford staved off elimination four times in Regional action and overcame a 6-2, fifth-inning deficit to defeat Pepperdine in the Regional title game, then swept host Cal State Fullerton in the Super Regional. Playing with heavy hearts following the sudden passing of longtime administrative associate Kathy Wolff on June 11, the Cardinal opened the CWS with a resounding 16-5 victory over Florida State and eventually tied for third. Stanford, which received a bevy of career years both offensively and on the mound, finished 41-24-2 overall and was second in the Pac-10 with a 14-10 conference mark. Jason Castro (.376, 14 HRs, 73 RBI) earned Third Team All-America honors and was the 10th overall pick in the MLB First-Year Player Draft by the Houston Astros, while Drew Storen was a Freshman All-American after earning eight saves. Seven Cardinal players signed professional contracts following the season - Jeremy Bleich, Castro, Erik Davis, Randy Molina, Cord Phelps, Sean Ratliff and Austin Yount.

1992

A nine-game winning streak towards the end of the regular season helped the Cardinal qualify for the NCAA South II Regional, where Stanford won a pair of games before its season ended with back-to-back losses to West Carolina and host Florida State. Jeffrey Hammonds was a unanimous First Team All-American, hitting .380 with six home runs and 33 RBI in just 47 games. Hammonds was picked fourth overall by the Baltimore Orioles in the 1992 MLB First-Year Player Draft.



1998 National Player of the Year and MLB first round draft pick Jeff Austin.

STANFORD BASEBALL HISTORY

1991

David McCarty had a monster year to lead Stanford to another solid season with a 39-23 overall record and a second place finish in the Pac-10 Southern Division with an 18-12 conference mark. McCarty was named the National Player of the Year after hitting .420 with 24 home runs and 66 RBI as the batting average and home run totals still rank second and tied for second on Stanford's all-time single-season lists. McCarty, who was selected third overall in the 1991 MLB First-Year Player Draft, was joined by Roger Burnett as an All-American.

1990

This edition of the Cardinal made its mark by breaking the school record with 59 wins and sweeping through the NCAA West I Regional. Ranked No. 1 in the nation for much of the season, Stanford ended up tying for third at the College World Series, falling to eventual national champion Georgia in a bracket final. All-American Paul Carey concluded his career as one of a number of stand-outs on the club. Carey, who led Stanford to its 59-12 overall record and Pac-10 Southern Division title (24-6), ended his collegiate playing days with five career school records – home runs (56), hits (331), RBI (220), at-bats (983) and games played (268). The home run and games played records still stand while John Gall (1997-2000) has broken the hits (368) and RBI (263) marks, and Sam Fuld (2001-04) has the at-bats mark (1,071). All-American Stan Spencer had one of the finest seasons ever by a Stanford pitcher, picking up 14 wins against just one loss. Other members of the 1990 squad included All-Americans Tim Griffin and Jeffrey Hammonds (National Freshman of the Year). Hammonds put together a school record 37-game hitting streak during the campaign.

1986

The season served as a preview of Stanford's upcoming back-to-back CWS titles in 1987 and 1988 as the Cardinal ended up just shy of reaching Omaha by falling in the finals of the Midwest Regional to host Oklahoma State. Stanford finished the season with a 38-23 overall record and tied for second in the Pac-10 with an 18-12 league mark. Jack McDowell was an All-American, posting an 11-4 record and a 2.51 ERA.

1985

Stanford won the Pac-10 Southern Division title and entered the College World Series ranked No. 1 in the nation. The Cardinal posted an overall record of 47-15 (23-7 Pac-10 Southern Division) and finished tied for fifth in Omaha. Eight of Stanford's nine starting position

players and its top two pitchers were selected in the 1985 MLB First-Year Player Draft, including pitcher Jeff Ballard and Pac-10 Southern Division Triple Crown winner Rick Lundblade. Ballard, Lundblade and Pete Stanicek all earned All-America honors.

1984

Stanford's two-year run at the College World Series came to an end but the Cardinal still managed a share of its second-straight Pac-10 Southern Division title and finished with a 38-26-1 overall mark despite not having an All-American on its roster for the only time during a 12-year span from 1981-92.

1983

Stanford sported a 41-17-1 record, won the Pac-10 Southern Division and advanced to Omaha before finishing tied for fifth at the CWS. Mike Aldrete and Eric Hardgrave earned All-America recognition.

1982

The Cardinal became the school's first team to reach the College World Series since 1967, taking fifth in Omaha. Stanford also came within one victory of being the first Cardinal club to ever win 50 games with a 49-18-1 overall record and placed second in the Pac-10 Southern Division. Mike Dotterer earned All-America honors for the second-straight season.

1981

Stanford got to the postseason for the first time in 14 years and tied a then-school win record with a 43-22 overall mark. The Cardinal made a serious run at the NCAA Central Regional title before falling to host Texas in the finals. Mike Dotterer picked up the first of two consecutive All-America awards by hitting .386 and collecting 108 hits that held as the school's single-season record for 21 years until Sam Fuld broke the mark with 110 in 2002.

1967

One of the greatest collections of Stanford players was assembled when Dutch Fehring's club posted a 36-6-1 record, which still stands as the school's best single-season winning percentage (.849) in the modern era. The 1967 squad laid claim to the best 20-game start in school history at 18-1-1 until the 1998 team matched the feat. Stanford tied for third at the College World Series as first baseman and current head coach Mark Marquess (.404), as well as pitchers Sandy Vance (11-0), Don Rose (5-2) and Daro Quiring (5-2) led the way. Vance later became a bonus baby with the Los Angeles Dodgers, while Rose

pitched for the California Angels. Frank Duffy, Marquess and Michael Schomaker earned All-America honors.

1965

Stanford reached the postseason for the first time in 12 years and only the second time in school history, defeating San Fernando Valley State in the first series of the District-8 Tournament before falling in two-straight games at Washington State in the second series of the event. Pete Middlekauff led the Cardinal by becoming the school's first All-American in seven seasons and only the fifth in school history.

1953

Stanford made both its first appearance in Omaha and the postseason, while also capturing the California Intercollegiate Baseball Association title. Stanford had one of the top batteries in the nation in All-American catcher Jack Shepard (.379) and pitcher Bob Murphy (11 victories), who went on to broadcast Stanford football and men's basketball games for 43 years before retiring in December of 2007.

Top Honors

Jeff Austin's National Player of the Year selection in 1998 after going 12-4 with a 3.11 ERA was one of three the Cardinal has had in the history of the program. David McCarty and Steve Dunning also won National Player of the Year awards in 1991 and 1970, respectively. McCarty hit .420 with 24 home runs and 66 RBI to earn the honor, while Dunning won 13 games and compiled a 1.70 ERA. Stanford has also had four players – Mark Romanczuk (2003), Kyle Peterson (1995), Jeffrey Hammonds (1990) and Paul Carey (1987) – take home National Freshman of the Year honors. In addition, Stanford has had three College World Series Most Outstanding Players in John Hudgins (2003), Lee Plemel (1988) and Carey (1987), as well as 23 players earn a total of 25 spots on All-CWS teams. A total of 46 First Team All-Americans have earned 58 First Team All-America honors.

Seven Stanford players – Jed Lowrie (2004), Ryan Garko (2003, co-winner), A.J. Hinch (1995, '96), David McCarty (1991), Rick Lundblade (1985), Eric Hardgrave (1983) and Larry Reynolds (1977) – have earned eight conference Player of the Year honors. Six others – John Hudgins (2003), Jeremy Guthrie (2002), Justin Wayne (2000, co-winner), Austin (1998), Kyle Peterson (1995, '97) and Dan Reed (1994, co-winner) – have taken home a total of seven league Pitcher of the Year awards. 119 different Stanford players have been named to 157 all-conference teams.

Current head coach Mark Marquess has been named the National Coach of the Year three times (1985, '87, '88), as well as the ABCA West Region Coach of the Year once (2001), and the Pac-10 or Pac-10 Southern Division Coach of the Year on nine occasions (1983, '85, '87, '90, '94, '97, '98, '99, 2003).



Mark Marquess



Thousands of fans have come to watch Stanford play at Omaha's Rosenblatt Stadium over the years.

1987 NCAA CHAMPIONS TRIBUTE

The 1987 season went down in the record books as one of the finest in Stanford's storied baseball history.

Not only did the Cardinal set a then school record with 53 wins and capture the Pacific-10 Conference Southern Division by five full games, but under then 11th-year head coach Mark Marquess, Stanford finally captured the ultimate prize – the College World Series championship.

"Winning the national championship was an experience no one on our team will ever forget," said Marquess. "To realize the dream of being champions is a very special feeling. It's something that stays with you forever."

Stanford swept all four games in the NCAA West Regional to advance to Omaha, where it won five of six contests. In the title game against Oklahoma State, the Cardinal pounded the top-ranked Cowboys for nine runs on 15 hits to back the pitching of All-American Jack McDowell.

The Cardinal jumped out to an early 2-0 lead in the first inning against the Cowboys. With one out, Toi Cook singled, stole second and went to third on a single by Ed Sprague. Paul Carey's infield out allowed Cook to score the first run of the game. Sprague came home with two outs when David Esquer lined a single up the middle.

Oklahoma State bounced back with a single run in the third and two more in the fourth to take a 3-2 advantage. But, as was the case the entire CWS, the Cardinal stormed back immediately to regain the lead.

In the fifth, Ruben Amaro, Jr. walked and went to third on Cook's double. A wild pitch by OSU starter Pat Hope allowed Amaro to score and pushed Cook to third. Sprague's sacrifice fly brought in Cook and put the Cardinal on top, 4-3. Back-to-back doubles by Carey and Ron Wittmeyer made the score 5-3. It was 6-3 after Esquer's bunt single drove home Wittmeyer.


The Cowboys scored a single run in the fifth to pull within 6-4, where the score remained until the ninth.

In the eighth, however, Oklahoma State had two runners on with no outs and the bases loaded with two out, but came away empty. McDowell walked the first two batters of the inning, then gave way to Steve Chitren, who did his impression of the heartbreak kid.

Chitren proceeded to strike out Benny Castillo and Brad Beanblossom before hitting Anthony Blackmon with a pitch to load the bases. The Cardinal relief ace then completed the hat trick by striking out Ray Ortiz to end the threat.

Stanford increased its lead to 9-4 by scoring three times in the ninth. Cook and Sprague led off the inning with singles. Carey, who would later be named the Series' Most Outstanding Player, doubled home Cook. Sprague scored later in the inning on a passed ball and Carey picked up the final run on an infield out by Doug Robbins.

Chitren allowed a run in the ninth, but it didn't matter much. The Cardinal held on to record the first national baseball championship in school history.



Pitcher Steve Chitren and catcher Doug Robbins celebrate after Stanford captured its first NCAA title.

"I'm numb," said Carey following the title game. "My head's spinning, and I feel like I'm up in the air right now. There were a few times when I got nervous, when we were in the field and the other team was scoring. But when we were at bat, I knew we could do it."

In order to reach the championship game, Stanford needed to overcome some hurdles and receive a few miracles. The club did both.

The Cardinal's 3-2 opening win over Georgia was marred by two rain delays, which included playing the final three innings the following day. McDowell and Chitren outdueled First Team All-Americans Derek Lilliquist and Cris Carpenter to give Stanford the win.

Stanford won its second straight game to open the CWS with a 6-1 victory over Texas but a 6-2 loss to Oklahoma State in its third contest put the Cardinal a game away from elimination. That's when the miracle occurred – a game that will forever stand out in Stanford Baseball history.

The Cardinal trailed LSU, 5-2, in the bottom of the 10th inning and was headed for home when it struck. With one out, Amaro and Cook walked, and Sprague was hit by a pitch to load the bases. Carey then stepped up to the plate and hit a Ben McDonald fastball over the left field wall for a game-winning grand slam and a 6-5 victory.

The next day, the Cardinal trailed Texas, 3-0, in the first inning. But, relief pitcher Al Osuna closed the door on the Longhorns over the final 8.2 in-nings as

1987 NCAA Championship Game

Omaha, Nebraska

June 7, 1987

Stanford 9, Oklahoma State 5

Stanford	AB	R	H	RBI	Oklahoma State	AB	R	H	RBI
Amaro, Jr., LF	3	1	0	0	Blackmon, CF	3	1	1	0
Cook, CF	5	3	3	0	Ortiz, LF	5	1	2	0
Sprague, 3B	4	2	3	1	Ventura, 3B	5	0	4	1
P. Carey, RF	5	2	3	2	Ifland, DH	4	1	1	2
Wittmeyer, 1B	4	1	2	1	Barragan, 1B	5	0	2	0
Esquer, SS	5	0	2	2	Fariss, SS	3	0	1	0
Robbins, C	5	0	0	1	Smith, C	4	0	0	0
Machtolf, DH	4	0	2	0	Castillo, RF	3	1	1	1
F. Carey, 2B	4	0	0	0	Beanblossom, 2B	3	1	1	1
TOTALS	39	9	15	7	TOTALS	35	5	13	5

Stanford	200	040	003	–	9	15	1
Oklahoma State	001	210	001	–	5	13	1

Game-Winning RBI – Sprague. DP – Stanford 4, Oklahoma State 2. E – Castillo, F. Carey. LOB – Oklahoma State 11, Stanford 8. 2B – Ventura 2, Cook, P. Carey 2, Wittmeyer. HR – Castillo (1), Beanblossom (3), Ifland (15). SB – Cook 2 (28), Esquer (16). SF – Sprague, Ifland.

Stanford	IP	H	R	ER	BB	SO
McDowell (W 13-5)	7.0	12	4	3	4	7
Chitren (S 13)	2.0	1	1	1	1	3

Oklahoma State	IP	H	R	ER	BB	SO
Hope (L 13-3)	5.1	11	6	6	2	3
Rockman	2.2	4	3	2	1	3
Long	1.0	0	0	0	1	1

McDowell pitched to two batters in eighth inning. Rockman pitched to three batters in ninth inning. HBP – Blackmon (by McDowell), Blackmon (by Chitren). WP – McDowell, Hope 2. PB – Smith. U – Christal, Rountree, Nelson, Rosenberry. T – 3:04. A – 14,132.

Stanford came from behind for a 9-3 win, putting the club in the championship game against No. 1 ranked Oklahoma State.

The offensive heroes of the 1987 CWS proved to be Carey (.381, 7 RBI), Mark Machtolf (.429), Esquer (.350, 6 RBI) and Wittmeyer (.409). Osuna, Brian Keyser (1.80 ERA), Lee Plemel (1-0, 2.89 ERA), Chitren (1-0, 2 SV) and McDowell led a pitching staff that compiled a 2.94 ERA in 55.0 innings.

Carey, Esquer and Machtolf were named to the All-College World Series team.

"It was unbelievable," said Marquess. "I can't describe the feeling of winning the national championship."

1988 NCAA CHAMPIONS TRIBUTE



The 1988 NCAA Championship team after winning Stanford's second straight CWS title.

Stanford made history in 1988 by becoming just the third team in college baseball history to capture back-to-back national championships. The Cardinal, which entered the College World Series seeded seventh, beat Pac-10 rival Arizona State, 9-4, in a game nationally-televised by CBS.

Not only was the second straight title unprecedented, but it also came as an unexpected prize to Cardinal mentor Mark Marquess.

"I honestly didn't think it was possible for us or any other team to win back-to-back championships," he said. "In this day of scholarship limitations and the parity of college baseball, I just didn't think it could happen. It is truly an amazing feat for us to repeat."

In a season that saw Stanford play inconsistently at times, the Cardinal managed to put it all together in Omaha to keep the championship trophy on The Farm.

In order to get to the title game for a second straight year, Stanford had to beat Fresno State (10-3, June 4), Miami (2-1, June 7) and Cal State Fullerton twice (4-1, June 9; 9-5, June 10) before meeting up with the Sun Devils. The Cardinal lost its second game of the CWS to Cal State Fullerton (5-3, June 6), before going on to win its final four contests en route to the championship.

Stanford, backed by a 13-hit attack and the pitching of freshman Stan Spencer and junior Steve Chitren, beat an Arizona State team in the title game that had won five-of-six contests from Stanford during the regular season. The Cardinal jumped on Sun Devil starter Rusty Kilgo for five first inning runs and led 8-0 after three innings.

In the first, Frank Carey led off with a single and, one out later, scored on Ed Sprague's 22nd home run of the season. Paul Carey then singled and Doug Robbins walked, putting runners on first and second. Ron Witmeyer's RBI single sent Paul Carey home for the third run of the inning. It also spelled a quick exit for Kilgo.

Brian Johnson greeted new ASU pitcher Blas Minor with a blast of his own, a two-run double off the left field wall. The Sun Devils, who handled Stanford very easily during the regular season, were suddenly looking uphill at a 5-0 deficit.

The Cardinal onslaught continued in the second frame when Frank Carey led off with a single and advanced to third on a single by Troy Paulsen. Linty Ingram replaced Minor on the mound and with one out Paul Carey's sacrifice fly to center scored Frank Carey, putting Stanford on top, 6-0.

The score reached 8-0 in the third after Tim Griffin singled home Witmeyer and later scored on a wild pitch by Ingram.

Meanwhile, Spencer was working on a gem, limiting one of the top offenses in the country to just one run on six hits through six innings. Staked to the early lead, Spencer was able to pitch his type of game.

"I just wanted to come in and throw strikes, spot the fastball and go right at them," he said. "Once you've got a lead you don't want to walk any-body. You want to make them hit you."

Spencer lasted seven innings before giving way to Chitren, who became the first pitcher in college baseball history to record the final out in two consecutive championship games. Chitren worked the final two innings, allowing no runs on one hit.

Stanford's second College World Series championship took the college baseball world by surprise. The Cardinal accomplished what few thought they could.

"No one thought we would come back for a second title," said Witmeyer. "So this one's probably more satisfying than the first one. Everyone said we couldn't do it."

"It was harder for us during the season to win games," said senior Lee Plemel. "At the end of the year, however, I think we knew we could win."

Plemel received College World Series MVP honors after recording two complete game wins over Fresno State and Cal State Fullerton, allowing just four earned runs in 18.0 innings of work. Witmeyer and Robbins

1988 NCAA Championship Game

Omaha, Nebraska

June 11, 1988

Stanford 9, Arizona State 4

Arizona State	AB	R	H	RBI	Stanford	AB	R	H	RBI
Listach, SS	5	0	2	0	F. Carey, 2B	5	2	2	0
Manahan, PR	0	0	0	0	Paulsen, SS	5	0	2	1
Finn, 3B	4	1	1	0	Sprague, 3B	4	1	2	2
Higgins, 2B	4	1	2	0	P. Carey, RF	4	1	1	1
Willis, 1B	4	1	1	3	Robbins, C	3	1	0	0
Rumsey, RF	4	1	2	0	Witmeyer, 1B	3	2	2	1
Peralta, DH	4	0	0	0	Johnson, LF	4	0	1	2
Spehr, C	4	0	1	0	Griffin, DH	4	1	1	1
Candelari, LF	4	0	1	0	Eicher, CF	0	0	0	0
Burrola, CF	4	0	0	0	DeGraw, CF	4	1	2	0
TOTALS	37	4	10	3	TOTALS	36	9	13	8

Arizona State	000	100	030-	4	10	1
Stanford	512	001	00x-	9	13	2

Game-Winning RBI – Sprague. E – Robbins, Sprague, Listach. DP – Stanford 1. LOB – Arizona State 7, Stanford 7. 2B – Johnson, Higgins, Griffin, Witmeyer. 3B – Spehr, Rumsey. HR – Sprague (22), Willis (7). SB – Finn (16), DeGraw (9). CS – DeGraw. SF – P. Carey.

Arizona State	IP	H	R	ER	BB	SO
Kilgo (L 12-3)	0.1	4	5	5	1	0
Minor	0.2	3	1	1	0	0
Ingram	7.0	6	3	3	1	8

Stanford	IP	H	R	ER	BB	SO
Spencer (W 7-2)	7.0	9	4	3	1	4
Chitren	2.0	1	0	0	0	1

Minor pitched to two batters in second inning. Spencer pitched to four batters in eighth inning. HBP – Sprague (by Ingram). WP – Ingram 3. U – Bible, Williams, Garman, Graham, Herring, Jones. T – 2:55. A – 16,071.

were also named to the All-CWS team. Witmeyer led Stanford in hitting during the CWS with a .400 average while Robbins drove in five runs and played superb defense.

The other mainstays on the club included a pitching staff that compiled an impressive 2.38 ERA in 53.0 innings of work at the CWS. Plemel, Chitren (8.1 innings, no earned runs), Spencer (1-0, 2.63 ERA), Brian Keyser (1-0, 3.38 ERA) and Mike Mussina led the way on the hill. Sprague, who was chosen in the first round of the 1988 MLB First-Year Player Draft, hit three home runs in the Series and drove in a team-leading six runs while Griffin batted .316.

Paulsen (shortstop), second baseman Frank Carey and centerfielder Eric DeGraw led a defense that proved to be one of the best in all of college baseball.

"There were times during the year where we could have quit," said Marquess, "But, we just kept telling ourselves to keep working hard and maybe something good will happen – and it did. It happened at the right time."

YEAR-BY-YEAR RESULTS/COACHING RECORDS

Year	W	L	T	Pct.	W	L	Pct.	Place
1892	3	4		.429				
1893	11	1		.917				
1894	6	0		1.000				
1895	4	1		.800				
1896	5	3		.625				
1897	3	3		.500				
1898	2	1		.667				
1899	0	2	2	.250				
1900	3	9		.250				
1901	9	4		.692				
1902	8	9		.471				
1903	5	11		.313				
1904	8	8		.500				
1905	7	10		.412				
1906	10	9		.526				
1907	9	10	2	.476				
1908	13	13		.500				
1909	8	8		.500				
1910	9	14		.391				
1911	5	11	1	.324				
1912	12	12		.500				
1913	15	5	1	.738				
1914	12	6	3	.643				
1915	10	10		.500				
1916	12	14	2	.464				
1917	10	12		.455				
1918	1	3		.250	1	2	.333	3rd
1919	6	2		.750	2	0	1.000	2nd
1920	10	11		.476	5	5	.500	4th
1921	7	9		.438	0	3	.000	6th
1922	4	8		.333	1	2	.333	6th
1923	11	11		.500	2	3	.400	2nd
1924	14	10		.583	3	3	.500	t-1st
1925	7	10		.412	2	1	.667	1st
1926	5	10		.333	2	4	.333	3rd
1927	8	13		.381	5	7	.417	t-3rd
1928	7	10		.412	5	7	.417	t-3rd
1929	10	11		.476	4	10	.286	5th
1930	10	12		.455	7	8	.467	t-3rd
1931	18	5		.783	15	3	.833	1st
1932	12	11		.522	9	9	.500	t-4th
1933	8	19		.296	4	5	.444	2nd
1934	8	14	2	.375	5	10	.333	3rd

Year	W	L	T	Pct.	W	L	Pct.	Place
1935	2	13		.133	2	13	.133	6th
1936	8	20		.286	2	13	.133	6th
1937	13	10		.565	8	7	.533	3rd
1938	10	13		.435	5	10	.333	5th
1939	14	11		.560	8	7	.533	4th
1940	8	14	1	.370	4	11	.267	6th
1941	12	13		.480	5	10	.333	5th
1942	10	13	1	.438	2	12	.143	6th
1943	10	12		.455	5	7	.417	3rd
1946	8	15		.348	4	8	.333	t-3rd
1947	19	11	1	.629	7	8	.467	t-3rd
1948	15	11		.577	5	9	.357	4th
1949	18	12		.600	7	8	.467	4th
1950	19	15		.559	10	5	.667	1st
1951	21	13		.618	9	9	.500	3rd
1952	19	13	1	.591	9	7	.563	2nd
1953	29	15	2	.652	10	6	.625	t-1st
1954	18	12		.600	9	7	.563	2nd
1955	19	15	1	.557	9	7	.563	3rd
1956	24	10	1	.700	9	7	.563	t-2nd
1957	17	13		.567	7	9	.438	3rd
1958	23	12		.657	7	9	.438	3rd
1959	21	13		.618	9	7	.563	t-2nd
1960	20	17		.541	6	10	.375	t-3rd
1961	26	17		.605	5	11	.313	t-4th
1962	21	14		.600	6	10	.375	4th
1963	24	11		.686	8	8	.500	4th
1964	20	24		.455	4	16	.200	6th
1965	32	13		.711	11	9	.550	t-1st
1966	26	12	2	.675	12	8	.600	t-2nd
1967	36	6	1	.849	10	1	.909	1st
1968	36	12		.750	13	5	.722	2nd
1969	34	12		.739	16	5	.762	2nd
1970	36	16	1	.689	8	9	.471	4th
1971	39	20	1	.658	11	6	.647	t-2nd
1972	37	17	1	.682	9	9	.500	t-2nd
1973	37	20		.649	9	9	.500	2nd
1974	28	19		.596	10	8	.556	2nd
1975	37	22		.627	9	9	.500	2nd
1976	42	23		.646	14	10	.583	3rd
1977	43	23		.652	5	13	.278	t-3rd
1978	35	20	1	.634	6	12	.333	t-3rd
1979	35	23		.603	13	17	.433	5th

Year	W	L	T	Pct.	W	L	Pct.	Place		
1980	29	24		.547	13	17	.433	t-5th		
1981	43	22		.662	16	14	.533	2nd		
1982	49	18	1	.728	20	10	.667	2nd		
1983	41	17	1	.703	20	10	.667	1st		
1984	38	26	1	.592	18	12	.600	t-2nd		
1985	47	15		.758	23	7	.767	1st		
1986	38	23		.623	18	12	.600	t-2nd		
1987	53	17		.757	21	9	.700	1st		
1988	46	23		.667	18	12	.600	2nd		
1989	30	28		.517	12	18	.400	4th		
1990	59	12		.831	24	6	.800	1st		
1991	39	23		.629	18	12	.600	2nd		
1992	39	23		.629	17	13	.567	2nd		
1993	27	28		.491	10	20	.333	6th		
1994	36	24		.600	21	9	.700	1st		
1995	40	25		.615	20	10	.667	2nd		
1996	41	19		.683	19	11	.633	2nd		
1997	45	20		.692	21	9	.700	1st		
1998	42	14	1	.746	22	8	.733	1st		
1999	50	15		.769	19	5	.792	1st		
2000	50	16		.758	17	7	.708	t-1st		
2001	51	17		.750	17	7	.708	2nd		
2002	47	18		.723	16	8	.667	2nd		
2003	51	18		.739	18	6	.750	1st		
2004	46	14		.767	16	8	.667	1st		
2005	34	25		.576	12	12	.500	t-6th		
2006	33	27		.550	11	13	.458	t-5th		
2007	28	28		.500	9	15	.375	8th		
2008	41	24	2	.627	14	10	.583	2nd		
2009	30	25		.545	13	14	.481	t-5th		
				2589	1627	34	.613	922	787	.539

South Division from 1923-26


California Intercollegiate Baseball Association (CIBA) from 1927-66 (Divisions 1 and 2 in 1943 only)

Pacific-8 Conference from 1968-78 (Northern and Southern Divisions from 1970-78)

Pacific-10 Conference from 1979-present (Northern and Southern Divisions from 1979-98)

Coaching Records

Coach	Years	Season Dates	Won	Lost	Tied	Pct
None	6	1892-96, 1918	30	12	0	.714
W.A. Lange	1	1897	3	3	0	.500
J.F. Sheehan, Jr.	2	1898-99	2	3	2	.429
Dr. W.H. Murphy	2	1900-01	12	13	0	.480
C.J. Swindells	2	1902-03	13	20	0	.394
C. Doyle	1	1904	8	8	0	.500
D.V. Cowden	1	1905	7	10	0	.412
Joseph F. Lanagan	2	1906-07	19	19	2	.500
George J. Presley	3	1908-10	30	35	0	.462
Carl F. Ganong	1	1911	5	11	1	.324
Jerome D. Peters	2	1912-13	27	17	1	.611
W.B. Oskiman	1	1914	12	6	3	.643
William Orr	1	1915	10	10	0	.500
Harry Wolter	26	1916, 23-43, 46-49	277	318	7	.466
R.T. Wilson	1	1917	10	12	0	.455
Bob Evans	2	1919-20	16	13	0	.552
W.D. Seay	2	1921-22	11	17	0	.393
Everett Dean	6	1950-55	125	83	4	.599
Dutch Fehring	12	1956-67	290	162	4	.640
Ray Young	9	1968-76	326	161	3	.668
Mark Marquess	33	1977-present	1,356	694	7	.661



Ray Young



Dutch Fehring



THE VINTAGE PRO G2 BATTING GLOVE // MIZUNO'S HIGH PERFORMANCE BATTING GLOVES OFFER MAXIMUM COMFORT AND GRIP, WHILE ALLOWING FOR FREEDOM OF MOVEMENT IN THE BATTER'S BOX. WANT A BATTING GLOVE THAT WILL POWER UP YOUR GAME? YOU'VE FOUND IT! // WWW.MIZUNOUSA.COM

POWER

COMES FROM THE SOUL



Mizuno[®]
NEVER SETTLE™

STANFORD IN THE NCAA TOURNAMENT

STANFORD IN THE NCAA TOURNAMENT

Postseason Quick Facts

Tournament	Appearances	W	L	PCT
College World Series	16	40	29	.580
NCAA District-8	2	4	4	.500
NCAA Regionals	25	72	26	.735
NCAA Super Regionals	7	12	4	.750
Total Postseason	28	128	63	.671

Most Games: 13 (2008)

Fewest Games: 2 (1994)

Most Wins: 10 (2008)

Fewest Wins: 0 (1994)

Most Losses: 3 (6x, last: 2008)

Fewest Losses: 1 (1987)

Longest Winning Streak, Season: 7 games (2x, last: 2008)

Longest Winning Streak, Total: 9 games (1988-89)



YEAR-BY-YEAR RESULTS

1953 (1-2; t-5th College World Series)

College World Series (1-2)

June 11	Michigan 4, Stanford 0
June 12	Stanford 7, Houston 6
June 13	Lafayette 4, Stanford 3

1965 (2-3; District-8 Tournament)

District-8 Tournament – Stanford, California (2-1)

San Fernando Valley State 2, Stanford 1
Stanford 12, San Fernando Valley State 0
Stanford 11, San Fernando Valley State 6

District-8 Tournament – Pullman, Washington (0-2)

Washington State 2, Stanford 1
Washington State 13, Stanford 3

1967 (5-3; t-3rd College World Series)

District-8 Tournament – Stanford, California (0-1)

June 2	Fresno State 7, Stanford 3
--------	----------------------------

District-8 Tournament – Fresno, California (2-0)

June 3	Stanford 6, Fresno State 3 (DH Gm 1)
June 3	Stanford 6, Fresno State 4 (DH Gm 2)

College World Series (3-2)

June 12	Stanford 12, Houston 1
June 13	Stanford 6, Auburn 3
June 14	Arizona State 5, Stanford 3
June 15	Stanford 5, Auburn 3 (7 inn.)
June 17	Arizona State 4, Stanford 3 (14 inn.)

1981 (3-2; NCAA Regional)

NCAA Central Regional – Austin, Texas (3-2)

May 22	Lamar 6, Stanford 5
May 23	Stanford 2, Brigham Young 1
May 24	Stanford 9, Lamar 1
May 26	Stanford 9, Texas 8 (DH Gm 1)
May 26	Texas 10, Stanford 2 (DH Gm 2)

1982 (4-2; t-5th College World Series)

NCAA West I Regional – Fresno, California (3-0)

May 27	Stanford 10, Hawaii 5
May 28	Stanford 17, Fresno State 10
May 29	Stanford 15, Pepperdine 8

College World Series (1-2)

June 5	Stanford 15, South Carolina 4
June 8	Texas 8, Stanford 6 (12 inn.)
June 9	Maine 8, Stanford 5

1983 (4-2; t-5th College World Series)

NCAA West I Regional – Stanford, California (3-0)

May 27	Stanford 14, Oregon State 0
May 28	Stanford 4, San Diego State 3
May 29	Stanford 11, UC Santa Barbara 5

College World Series (1-2)

June 3	Oklahoma State 3, Stanford 1
June 5	Stanford 3, James Madison 1
June 8	Michigan 11, Stanford 4

1984 (2-2; NCAA Regional)

NCAA West II Regional – Tempe, Arizona (2-2)

May 25	Hawaii 10, Stanford 7
May 26	Stanford 3, Washington State 1
May 27	Stanford 11, Hawaii 7 (DH Gm 1)
May 27	Arizona State 5, Stanford 4 (DH Gm 2)

1985 (4-3; t-5th College World Series)

NCAA West I Regional – Stanford, California (3-1)

May 24	Stanford 17, Oregon State 3
May 25	Stanford 9, Nebraska 8
May 26	Pepperdine 5, Stanford 1
May 27	Stanford 7, Pepperdine 1

College World Series (1-2)

June 1	Miami 17, Stanford 3
June 2	Stanford 9, Arizona 2
June 6	Arkansas 10, Stanford 4

1986 (3-2; NCAA Regional)

NCAA Midwest Regional – Stillwater, Oklahoma (3-2)

May 22	Stanford 11, Appalachian State 1
May 23	Stanford 2, Arkansas 0
May 24	Oklahoma St. 16, Stanford 8 (DH Gm 1)
May 24	Stanford 10, Oregon State 7 (DH Gm 2)
May 25	Oklahoma St. 3, Stanford 0

1987 (9-1; College World Series Champions)

NCAA West I Regional – Stanford, California (4-0)

May 22	Stanford 10, Minnesota 1
May 23	Stanford 12, UC Santa Barbara 5
May 24	Stanford 12, Washington State 11
May 25	Stanford 9, Oral Roberts 4

College World Series (5-1)

June 1	Stanford 3, Georgia 2*
June 2	Stanford 6, Texas 1
June 4	Oklahoma State 6, Stanford 2
June 5	Stanford 6, LSU 5 (10 inn.)
June 6	Stanford 9, Texas 3
June 7	Stanford 9, Oklahoma State 5

*completion of game started May 31



Head coach Mark Marquess accepts the 1987 NCAA Championship trophy.

1988 (9-2; College World Series Champions)

NCAA Northeast Regional – New Britain, Connecticut (4-1)

May 27	St. John's 5, Stanford 3 (DH Gm 1)
May 27	Stanford 7, Fordham 5 (DH Gm 2)
May 29	Stanford 8, Rutgers 1
May 30	Stanford 6, Kentucky 5
May 31	Stanford 16, Kentucky 2

College World Series (5-1)

June 4	Stanford 10, Fresno State 3
June 6	Cal State Fullerton 5, Stanford 3
June 7	Stanford 2, Miami 1
June 9	Stanford 4, Cal State Fullerton 1
June 10	Stanford 9, Cal State Fullerton 5
June 11	Stanford 9, Arizona State 4

1990 (7-2; t-3rd College World Series)

NCAA West I Regional – Stanford, California (4-0)

May 24	Stanford 7, Campbell 0
May 25	Stanford 6, Middle Tennessee State 1
May 26	Stanford 6, San Diego State 2
May 28	Stanford 6, San Diego State 2

College World Series (3-2)

June 1	Stanford 5, Georgia Southern 4
June 3	Georgia 16, Stanford 2
June 5	Stanford 6, Mississippi State 1
June 6	Stanford 4, Georgia 2
June 8	Georgia 5, Stanford 1

STANFORD IN THE NCAA TOURNAMENT

1991 (2-2; NCAA Regional)

NCAA West II Regional – Fresno, California (2-2)

May 23 Stanford 12, San Diego State 5
 May 24 Fresno State 4, Stanford 2
 May 25 Stanford 15, Miami 7 (DH Gm 1)
 May 25 Fresno State 7, Stanford 5 (DH Gm 2)

1992 (2-2; NCAA Regional)

NCAA South II Regional – Tallahassee, Florida (2-2)

May 21 Stanford 2, Stetson 1 (12 inn.)
 May 22 Stanford 7, Georgia 3
 May 23 W. Carolina 5, Stanford 0 (DH Gm 1)
 May 23 Florida State 9, Stanford 4 (DH Gm 2)

1994 (0-2; NCAA Regional)

NCAA Central Regional – Austin, Texas (0-2)

May 27 Texas 8, Stanford 4
 May 28 Oklahoma 10, Stanford 4

1995 (6-3; t-5th College World Series)

NCAA Midwest Regional – Wichita, Kansas (5-1)

May 27 Stanford 10, Arkansas 3
 May 28 Stanford 8, Lamar 1 (DH Gm 1)
 May 28 Texas Tech 3, Stanford 1 (DH Gm 2)
 May 29 Stanford 16, Lamar 9 (DH Gm 1)
 May 29 Stanford 3, Texas Tech 2 (DH Gm 2)
 May 30 Stanford 6, Texas Tech 5

College World Series (1-2)

June 3 Cal State Fullerton 6, Stanford 5
 June 5 Stanford 8, Clemson 3
 June 6 Tennessee 6, Stanford 2

1996 (2-2; NCAA Regional)

NCAA West Regional – Stanford, California (2-2)

May 23 Stanford 10, Cal State Northridge 5
 May 24 Stanford 8, Mississippi State 6
 May 25 Florida State 5, Stanford 4 (DH Gm 1)
 May 25 CS Northridge 4, Stanford 3 (DH Gm 2)

1997 (6-2; t-3rd College World Series)

NCAA West Regional – Stanford, California (4-0)

May 22 Stanford 12, Northeastern 3
 May 23 Stanford 3, Texas A&M 1
 May 24 Stanford 9, Santa Clara 2
 May 25 Stanford 5, Fresno State 2

College World Series (2-2)

May 30 Stanford 8, Auburn 3
 June 1 LSU 10, Stanford 5
 June 3 Stanford 11, Auburn 4
 June 4 LSU 13, Stanford 9

1998 (1-2)

NCAA West Regional – Stanford, California (1-2)

May 21 Loyola Marymount 6, Stanford 2
 May 22 Stanford 19, Minnesota 1
 May 23 Long Beach State 5, Stanford 1

1999 (7-2; t-3rd College World Series)

NCAA Regional – Stanford, California (3-0)

May 28 Stanford 10, Loyola Marymount 2
 May 29 Stanford 7, North Carolina 4
 May 30 Stanford 7, Nevada 4

NCAA Super Regional – Stanford, California (2-0)

June 4 Stanford 1, USC 0
 June 5 Stanford 5, USC 3

College World Series (2-2) (3rd-T)

June 12 Stanford 9, Cal State Fullerton 2
 June 14 Stanford 10, Florida State 6
 June 17 Florida State 8, Stanford 6
 June 18 Florida State 14, Stanford 11 (13 inn.)

2000 (8-3; 2nd College World Series)

NCAA Regional – Stanford, California (3-1)

May 26 Stanford 5, Fresno State 1
 May 27 Stanford 8, Alabama 6
 May 28 Alabama 14, Stanford 9 (DH Gm 1)
 May 28 Stanford 16, Alabama 6 (DH Gm 2)

NCAA Super Regional – Stanford, California (2-1)

June 2 Nebraska 7, Stanford 3
 June 3 Stanford 7, Nebraska 1
 June 4 Stanford 5, Nebraska 3

College World Series (3-1)

June 9 Stanford 6, Louisiana-Lafayette 4
 June 11 Stanford 10, Clemson 4
 June 15 Stanford 19, Louisiana-Lafayette 9
 June 17 LSU 6, Stanford 5

2001 (9-3; 2nd College World Series)

NCAA Regional – Stanford, California (4-1)

May 25 Stanford 4, Marist 3
 May 26 Texas 4, Stanford 3 (DH Gm 1)
 May 26 Stanford 6, Marist 0 (DH Gm 2)
 May 27 Stanford 10, Texas 9 (10 inn.) (DH Gm 1)
 May 27 Stanford 4, Texas 3 (DH Gm 2)

NCAA Super Regional – Stanford, California (2-1)

June 1 Stanford 11, South Carolina 1
 June 2 South Carolina 4, Stanford 3
 June 3 Stanford 3, South Carolina 2

College World Series (3-1)

June 8 Stanford 13, Tulane 11
 June 10 Stanford 5, Cal State Fullerton 2 (10 inn.)
 June 13 Stanford 4, Cal State Fullerton 1
 June 16 Miami 12, Stanford 1



President George W. Bush threw out the first pitch and met with the team prior to the 2001 College World Series opener.

2002 (7-2; t-3rd College World Series)

NCAA Regional – Stanford, California (3-0)

May 31 Stanford 3, Cal State Fullerton 2 (13 inn.)
 June 1 Stanford 5, Long Beach State 4
 June 2 Stanford 8, Long Beach State 4

NCAA Super Regional – Stanford, California (2-0)

June 7 Stanford 4, USC 2
 June 8 Stanford 5, USC 3

College World Series (2-2) (3rd-T)

June 15 Stanford 4, Notre Dame 3
 June 17 Texas 8, Stanford 7
 June 18 Stanford 5, Notre Dame 3
 June 20 Texas 6, Stanford 5

2003 (10-3; 2nd College World Series)

NCAA Regional – Stanford, California (3-0)

May 30 Stanford 9, Illinois-Chicago 2
 May 31 Stanford 13, UC Riverside 6
 June 1 Stanford 19, Richmond 6

NCAA Super Regional – Stanford, California (2-0)

June 6 Stanford 5, Long Beach State 1
 June 7 Stanford 4, Long Beach State 2

College World Series (5-3) (2nd)

June 13 Stanford 8, South Carolina 0
 June 15 Cal State Fullerton 6, Stanford 5
 June 17 Stanford 13, South Carolina 6
 June 18 Stanford 5, Cal State Fullerton 3
 June 19 Stanford 7, Cal State Fullerton 5 (10 inn.)
 June 21 Rice 4, Stanford 3 (10 inn.)*
 June 22 Stanford 8, Rice 3*
 June 23 Rice 14, Stanford 2*

*CWS Championship Series

2004 (2-2; NCAA Regional)

NCAA Regional – Stanford, California (2-2)

June 4 Stanford 10, UNLV 4
 June 5 Long Beach State 7, Stanford 4 (DH Gm 1)
 June 5 Stanford 7, St. John's 2 (DH Gm 2)
 June 6 Long Beach State 8, Stanford 4

2005 (2-2; NCAA Regional)

NCAA Regional – Waco, Texas (2-2)

June 4 TCU 5, Stanford 1
 June 5 Stanford 6, Texas-San Antonio 2 (DH Gm 1)
 June 5 Stanford 12, TCU 4 (DH Gm 2)
 June 6 Baylor 4, Stanford 3 (12 inn.)

2006 (3-2; NCAA Super Regional)

NCAA Regional – Austin, Texas (3-0)

June 2 Stanford 7, North Carolina State 2
 June 3 Stanford 12, Texas 8
 June 4 Stanford 17, North Carolina State 7

NCAA Super Regional – Corvallis, Oregon (0-2)

June 10 Oregon State 4, Stanford 0
 June 11 Oregon State 15, Stanford 0

2008 (8-3; t-3rd College World Series)

NCAA Regional – Stanford, California (4-1)

May 30 UC Davis 4, Stanford 2
 May 31 Stanford 5, Arkansas 1
 June 1 Stanford 8, UC Davis 4 (DH Gm 1)
 June 1 Stanford 13, Pepperdine 1 (DH Gm 2)
 June 2 Stanford 9, Pepperdine 7

NCAA Super Regional – Fullerton, California (2-0)

June 6 Stanford 4, Cal State Fullerton 3
 June 7 Stanford 8, Cal State Fullerton 5

College World Series (2-2)

June 14 Stanford 16, Florida State 5
 June 16 Georgia 4, Stanford 3
 June 18 Stanford 8, Miami 3
 June 21 Georgia 10, Stanford 8

(All Stanford CWS appearances have been in Omaha, Nebraska)

INDIVIDUAL CAREER RECORDS

Batting Average (min. 300 at bats)

1. Jack Shepard (1951-53)	.362
2. David McCarty (1989-91)	.359
3. John Gall (1997-2000)	.358
4. Mike Aldrete (1980-83)	.356
5. Jeffrey Hammonds (1990-92)	.353
6. Chris O'Riordan (1999-2002)	.352
7. A.J. Hinch (1993-96)	.351
Rick Lundblade (1982-85)	.351
9. Ryan Garko (2000-03)	.350
Carlos Quentin (2001-03)	.350

Games Played

1. Paul Carey (1987-90)	268
2. Sam Fuld (2001-04)	260
3. John Gall (1997-2000)	251
4. Ruben Amaro, Jr. (1984-87)	248
5. Frank Carey (1986-89)	247
6. Tom Guardino (1975-78)	246
7. Mark Davis (1983-86)	245
8. Brian Hall (2001-04)	243
9. Edmund Muth (1997-2000)	230
10. A.J. Hinch (1993-96)	229
Darryl Stephens (1981-84)	229

At-Bats

1. Sam Fuld (2001-04)	1,071
2. John Gall (1997-2000)	1,027
3. Paul Carey (1987-90)	983
4. Larry Reynolds (1976-79)	923
5. Tom Guardino (1975-78)	915
6. Mark Davis (1983-86)	901
7. Frank Carey (1986-89)	895
8. Troy Paulsen (1987-90)	880
9. A.J. Hinch (1993-96)	868
10. Brian Dallimore (1993-96)	858

Runs

1. Sam Fuld (2001-04)	268
2. Mark Davis (1983-86)	244
3. Paul Carey (1987-90)	233
4. Edmund Muth (1997-2000)	223
5. Pete Stanicek (1982-85)	220
6. A.J. Hinch (1993-96)	219
7. John Gall (1997-2000)	214
8. Ruben Amaro, Jr. (1984-87)	209
9. Joe Kilburg (1995-97)	208
10. Mike Dotterer (1980-83)	196

Hits

1. John Gall (1997-2000)	368
2. Sam Fuld (2001-04)	356
3. Paul Carey (1987-90)	331
4. A.J. Hinch (1993-96)	305
5. Larry Reynolds (1976-79)	300
6. Troy Paulsen (1987-90)	285
7. Brian Dallimore (1993-96)	279
Mike Dotterer (1980-83)	279
9. Edmund Muth (1997-2000)	275
10. Mark Davis (1983-86)	269



Larry Reynolds

Doubles

1. John Gall (1997-2000)	80
2. Troy Paulsen (1987-90)	67
3. Paul Carey (1987-90)	66
4. Edmund Muth (1997-2000)	62
5. Ryan Garko (2000-03)	60
6. Sam Fuld (2001-04)	58
A.J. Hinch (1993-96)	58
8. Josh Hochgesang (1996-99)	56
9. Brian Dallimore (1993-96)	53
10. Chris Minaker (2003-06)	52

Triples

1. Mike Codiroli (1976-79)	19
Mark Davis (1983-86)	19
3. Mike Dotterer (1980-83)	16
Sam Fuld (2001-04)	16
5. Ruben Amaro, Jr. (1984-87)	15
Jim Hibbs (1964-66)	15
A.J. Hinch (1993-96)	15
John Hurlbut (1959-61)	15
Mark Marquess (1967-69)	15
Jack Shepard (1951-53)	15

Home Runs

1. Paul Carey (1987-90)	56
2. Edmund Muth (1997-2000)	51
3. John Gall (1997-2000)	46
Josh Hochgesang (1996-99)	46
5. Rick Lundblade (1982-85)	42
6. David McCarty (1989-91)	41
Ed Sprague (1986-88)	41
8. Joe Borchard (1998-2000)	40
9. Ryan Garko (2000-03)	39
10. Tom Guardino (1975-78)	37
Eric Hardgrave (1980-83)	37

RBIs

1. John Gall (1997-2000)	263
2. Paul Carey (1987-90)	220
3. Edmund Muth (1997-2000)	208
4. Tom Guardino (1975-78)	203
5. Josh Hochgesang (1996-99)	200
Rick Lundblade (1982-85)	200
7. Ryan Garko (2000-03)	191
A.J. Hinch (1993-96)	191
9. Mark Davis (1983-86)	188
10. Joe Borchard (1998-2000)	187

Walks

1. Pepe Hinojosa (1975-78)	221
2. Paul Carey (1987-90)	190
3. Ruben Amaro, Jr. (1984-87)	187
4. Pete Stanicek (1982-85)	178
5. Randy Wong (1975-78)	174
6. Mike Codiroli (1976-79)	164
7. Mike Nelson (1970-73)	148
8. Mark Davis (1983-86)	143
9. Mike Aldrete (1980-83)	141
Frank Carey (1986-89)	141

Stolen Bases

1. Larry Reynolds (1976-79)	131
2. Mike Codiroli (1976-79)	108
3. Pete Stanicek (1982-85)	105
4. Jeffrey Hammonds (1990-92)	102
5. Toi Cook (1984-87)	85
Mark Davis (1983-86)	85
Walt Harris (1983-86)	85
8. Ruben Amaro, Jr. (1984-87)	80
Mike Dotterer (1980-83)	80
10. Darryl Stephens (1981-84)	69

Hitting Streak

1. Jeffrey Hammonds (1990)	37 games
----------------------------	----------

PITCHING

ERA (min. 1.0 IP per team game played)

1. Frank Klinger (1966-68)	1.05
2. Harvey Shank (1967-69)	1.37
3. Rod Poteete (1967-69)	1.50
4. Sandy Vance (1967-68)	1.70
5. Steve Dunning (1969-70)	2.06
6. Bob DiPietro (1971-73)	2.10
7. Dan Shaw (1970-72)	2.14
8. Jim Coate (1969-71)	2.17
9. Phil Keller (1968-70)	2.29
10. Bruce Schoen (1969-71)	2.40

Wins

1. Jeff Ballard (1982-85)	37
2. Jack McDowell (1985-87)	35
Kyle Peterson (1995-97)	35
4. Lee Plemel (1985-88)	34
5. Justin Wayne (1998-2000)	31
6. Brian Mignano (1979-82)	28
Mark Romanczuk (2003-05)	28
8. Bruce Fiala (1976-79)	27
9. Jeremy Guthrie (2001-02)	26
Stan Spencer (1988-90)	26

Winning Percentage (min. 10 decisions)

1. Mike Wodnicki (1999-2001)	.933 (14-1)
2. Brian Sager (1999-2000)	.923 (12-1)
3. Gregg Lomnicki (1981-84)	.909 (10-1)
4. Frank Klinger (1966-68)	.867 (13-2)
5. Justin Wayne (1998-2000)	.861 (31-5)
6. Sandy Vance (1967-68)	.850 (17-3)
7. Joe Chez (1950-52)	.833 (20-4)
Rob Wassenaar (1984-87)	.833 (25-5)
9. Brian Sackinsky (1990-92)	.826 (19-4)
10. Jerry Argust (1974-77)	.818 (9-2)
Bruce Davis (1974-77)	.818 (9-2)

Saves (since 1973)

1. Steve Chitren (1986-89)	26
2. Matt Manship (2003-06)	17
Scott Weiss (1988-91)	17
4. Jeff Bruksch (2000-01)	16
5. Drew Storen (2008-09)	15
Tony Cogan (1996-99)	15
Tom Reimers (1994-96)	15
8. Ryan McCally (2000-03)	13
Mike Sullivan (1979-82)	13
10. Jeff Ballard (1982-85)	12

Innings Pitched

1. Jeff Ballard (1982-85)	428.0
2. Lee Plemel (1985-88)	422.0
3. Kyle Peterson (1995-97)	398.1
4. Stan Spencer (1988-90)	374.0
5. Jack McDowell (1985-87)	372.2
6. Justin Wayne (1998-2000)	342.1
7. Willie Adams (1991-93)	329.2
8. Mark Romanczuk (2003-05)	329.1
9. Mike Mussina (1988-90)	328.1
10. John Yandle (1974-77)	323.1

Strikeouts

1. Kyle Peterson (1995-97)	363
Justin Wayne (1998-2000)	363
3. Jack McDowell (1985-87)	337
4. Jason Young (1998-2000)	327
5. Lee Plemel (1985-88)	326
6. Jeff Austin (1996-98)	317
7. Jeff Ballard (1982-85)	316
8. Stan Spencer (1988-90)	297
9. Steve Chitren (1986-89)	278
10. Willie Adams (1991-93)	276

INDIVIDUAL SINGLE-SEASON RECORDS


Batting Average

(min. 2.5 AB per team game played)

1. Tom Williams (1972)	.430
2. David McCarty (1991)	.420
3. Rick Lundblade (1985)	.408
4. Dave Meier (1981)	.405
5. Mark Marquess (1967)	.404
6. Ryan Garko (2003)	.402
7. Jed Lowrie (2004)	.399
8. Carlos Quentin (2003)	.396
9. Mike Aldrete (1981)	.393
9. Bob Hamlin (1973)	.393

Games Played

1. Paul Carey (1990)	71
David McCarty (1990)	71
Troy Paulsen (1990)	71
4. Roger Burnett (1990)	70
Tim Griffin (1990)	70
Paul Carey (1987)	70
Ed Sprague (1987)	70
Ron Witmeyer (1987)	70
9. Sam Fuld (2003)	69
Ryan Garko (2003)	69
Tobin Swope (2003)	69
Jeffrey Hammonds (1990)	69
Paul Carey (1988)	69
Troy Paulsen (1988)	69
Frank Carey (1987)	69
Ron Witmeyer (1988)	69



Troy Paulsen

At-Bats

1. Troy Paulsen (1990)	318
2. Troy Paulsen (1988)	304
3. Sam Fuld (2003)	302
4. Jeffrey Hammonds (1990)	301
5. Sam Fuld (2002)	293
6. Ed Sprague (1987)	291
7. Chris O'Riordan (2001)	281
8. Toi Cook (1987)	280
Mike Dotterer (1981)	280
10. Jason Castro (2008)	279
Craig Thompson (2000)	279

Runs

1. Sam Fuld (2003)	83
Jeffrey Hammonds (1990)	83
3. Joe Kilburg (1997)	80
Rick Lundblade (1985)	80
5. Ruben Amaro, Jr. (1987)	77
6. Cord Phelps (2008)	76
7. Mark Davis (1985)	75
8. Eric Bruntlett (2000)	73
Toi Cook (1987)	73
9. Jed Lowrie (2004)	72
Carlos Quentin (2003)	72
Craig Thompson (2000)	72
Pete Stanicek (1985)	72
Mike Dotterer (1981)	72

Hits

1. Sam Fuld (2002)	110
2. Troy Paulsen (1990)	108
Mike Dotterer (1981)	108
4. Jeffrey Hammonds (1990)	107
5. Jason Castro (2008)	105
Carlos Quentin (2003)	105
7. Ryan Garko (2003)	104
Troy Paulsen (1988)	104
9. Chris O'Riordan (2001)	101
10. David McCarty (1991)	100

Doubles

1. Troy Paulsen (1990)	29
2. Chris Minaker (2005)	25
3. Ryan Garko (2003)	24
Carlos Quentin (2003)	24
Eric Bruntlett (2000)	24
6. John Gall (2000)	23
7. John Gall (1998)	22
Josh Hochgesang (1997)	22
Cale Carter (1995)	22
Troy Paulsen (1988)	22

Triples

1. Jack Shepard (1953)	10
2. Sam Fuld (2003)	9
3. Jed Hansen (1993)	8
Ron Witmeyer (1988)	8
Ron Yett (1965)	8
Ray Swarts (1953)	8
7. Jeffrey Hammonds (1990)	7
Ruben Amaro, Jr. (1986)	7
Mark Davis (1985)	7
Mike Dotterer (1981)	7
Mike Codiroli (1977)	7
Steve Hovley (1965)	7
Jim Hibbs (1964)	7
John Hurlbut (1961)	7
John Hurlbut (1960)	7

Home Runs

1. Rick Lundblade (1985)	25
2. David McCarty (1991)	24
Eric Hardgrave (1983)	24
4. Sean Ratliff (2008)	22
Edmund Muth (2000)	22
Ed Sprague (1988)	22
7. Tim Griffin (1990)	21
8. Jon Schaeffer (1997)	20
9. Joe Borchard (2000)	19
10. Ryan Garko (2003)	18
Jody Gerut (1998)	18

RBIs

1. Ryan Garko (2003)	92
Rick Lundblade (1985)	92
3. Edmund Muth (2000)	81
Ed Sprague (1988)	81
Eric Hardgrave (1983)	81
6. Josh Hochgesang (1997)	77
Steve Carver (1995)	77
8. Joe Borchard (2000)	76
Jon Schaeffer (1997)	76
10. Tim Griffin (1990)	75

Walks

1. Pepe Hinojosa (1978)	76
2. Pete Stanicek (1983)	68
3. Paul Carey (1990)	67
4. Mark Skeels (1992)	65
5. Pepe Hinojosa (1976)	61
6. Pete Stanicek (1985)	57
7. Rick Lundblade (1985)	56
8. Ruben Amaro, Jr. (1987)	55
Mike Aldrete (1982)	55
10. David McCarty (1990)	54
Mike Codiroli (1979)	54
Randy Wong (1978)	54

Hit By Pitch (since 1970)

1. Carlos Quentin (2002)	19
Brian Dallimore (1996)	19
3. Brian Dallimore (1994)	18
4. Mark Davis (1983)	17
5. Ryan Seawell (2006)	16
Ryan Garko (2002)	16
Chris O'Riordan (2002)	16
Joe Kilburg (1997)	16
Jon Schaeffer (1997)	16
10. Carlos Quentin (2003)	15

Stolen Bases

1. Jeffrey Hammonds (1990)	48
2. Pete Stanicek (1984)	43
3. Ruben Amaro, Jr. (1987)	38
Larry Reynolds (1977)	38
Larry Reynolds (1976)	38
6. Toi Cook (1986)	37
7. Walt Harris (1986)	36
Mike Dotterer (1981)	36
9. Joe Kilburg (1995)	35
10. Jeffrey Hammonds (1992)	33



Joe Chez

PITCHING

ERA (min. 1.0 IP per team game played)

1. Harvey Shank (1968)	1.10
2. Frank Klinger (1966)	1.12
3. Bob Boone (1969)	1.27
4. Bob DiPietro (1973)	1.30
5. Frank Klinger (1967)	1.31
6. Rod Poteete (1968)	1.45
7. Steve Dunning (1970)	1.70
8. Rod Poteete (1969)	1.72
9. Sandy Vance (1968)	1.86
10. Bruce Schoen (1971)	1.91



Rod Poteete

Wins

1. Justin Wayne (2000)	15
2. John Hudgins (2003)	14
Kyle Peterson (1995)	14
Mike Mussina (1990)	14
Stan Spencer (1990)	14
Jeff Ballard (1985)	14
Brian Mignano (1982)	14
8. Jeremy Guthrie (2002)	13
Jeremy Guthrie (2001)	13
Jack McDowell (1987)	13
Steve Dunning (1970)	13

Winning Percentage (min. 8 decisions)

1. Sandy Vance (1967)	1.000 (11-0)
2. Kyle Peterson (1995)	.933 (14-1)
Stan Spencer (1990)	.933 (14-1)
4. John Hudgins (2002)	.909 (10-1)
Justin Wayne (1999)	.909 (10-1)
Mario Iglesias (1996)	.909 (10-1)
Brian Sackinsky (1990)	.909 (10-1)
8. Jason Young (2000)	.900 (9-1)
Bob Boone (1969)	.900 (9-1)
10. Richard Williams (1959)	.889 (8-1)
Joe Chez (1950)	.889 (8-1)

Saves (since 1973)

1. Jeff Bruksch (2000)	13
Steve Chitren (1987)	13
3. Steve Chitren (1988)	10
4. Matt Manship (2003)	9
Tom Reimers (1994)	9
Aaron Dorlarque (1992)	9
7. Drew Storen (2008)	8
Tony Cogan (1999)	8
Rick Dietz (1985)	8
Nick Peterson (1973)	8

Innings Pitched

1. John Hudgins (2003)	165.1
2. Jeremy Guthrie (2002)	157.2
3. Jason Young (1999)	154.2
4. Brian Mignano (1982)	153.0
5. Jeff Ballard (1985)	150.0
6. Mike Mussina (1990)	149.0
7. Lee Plernel (1988)	144.2
8. Kyle Peterson (1997)	144.0
9. Justin Wayne (2000)	143.0
10. Kyle Peterson (1995)	142.2

Strikeouts

1. Jason Young (1999)	178
2. Kyle Peterson (1997)	156
3. Justin Wayne (2000)	153
4. Stan Spencer (1990)	145
5. Steve Dunning (1970)	144
6. John Hudgins (2003)	143
7. Jeremy Guthrie (2002)	136
Jeff Austin (1998)	136
9. Justin Wayne (1999)	135
10. Jack McDowell (1986)	129

Appearances

1. Tony Cogan (1997)	36
2. Tony Cogan (1999)	33
Scott Weiss (1991)	33
Steve Chitren (1987)	33
5. Drew Storen (2008)	31
David Stringer (2007)	31
Steve Chitren (1988)	31
8. Jeff Bruksch (2000)	29
9. Jeff Ballard (1983)	28
John Yandle (1977)	28
Drew Storen (2009)	28

Bold indicates active players

TEAM SEASON RECORDS (SINCE 1958)

MISCELLANEOUS TEAM RECORDS

Games		Fewest Losses (min. 50 games)	
1. 1990	71	1. 1990	12
2. 1987	70	2. 2004	14
3. 2003	69	1998	14
1988	69	4. 1999	15
5. 2001	68	1985	15
1982	68	6. 2000	16
7. 2008	67	1970	16
8. 2000	66	8. 2001	17
1977	66	1987	17
10. 7 tied, last: 2002	65	1983	17
		1972	17
Wins		Winning Percentage (min. 50 games)	
1. 1990	59	1. 1990	.831 (59-12)
2. 1987	53	2. 1999	.769 (50-15)
3. 2003	51	3. 2004	.767 (46-14)
2001	51	4. 2000	.758 (50-16)
5. 2000	50	5. 1987	.757 (53-17)
1999	50	6. 2001	.750 (51-17)
7. 1982	49	7. 1998	.746 (42-14-1)
8. 2002	47	8. 2003	.739 (51-18)
1985	47	9. 1985	.728 (47-15)
10. 2004	46	10. 1982	.728 (49-18-1)
1988	46	Winning Streak	
		1. 18	April 16- May 24, 1996

CONFERENCE TEAM RECORDS

PAC-10 (1999-2009)		PAC-10 SOUTHERN DIVISION (1979-98)	
Wins		Wins	
1. 1999	19	1. 1990	24
2. 2003	18	2. 1985	23
3. 2001	17	3. 1998	22
2000	17	4. 1997	21
5. 2004	16	1994	21
2002	16	1987	21
Fewest Losses		7. 1995	20
1. 1999	5	1983	20
2. 2003	6	1982	20
3. 2001	7	10. 1996	19
2000	7	Fewest Losses	
5. 2004	8	1. 1990	6
2002	8	2. 1985	7
Winning Percentage		3. 1998	8
1. 1999	.792 (19-5)	4. 1997	9
2. 2003	.750 (18-6)	1994	9
3. 2001	.708 (17-7)	1987	9
2000	.708 (17-7)	7. 1983	10
5. 2004	.667 (16-8)	1982	10
2002	.667 (16-8)	9. 1996	11
		10. 4 tied, last: 1991	12
		Winning Percentage	
		1. 1990	.800 (24-6)
		2. 1985	.767 (23-7)
		3. 1998	.733 (22-8)
		4. 1997	.700 (21-9)
		1994	.700 (21-9)
		1987	.700 (21-9)
		8. 1995	.667 (20-10)
		1983	.667 (20-10)
		1982	.667 (20-10)

BATTING

Batting Average	
1. 1981	.337
2. 1997	.334
3. 2004	.323
4. 2002	.318
5. 2003	.316
6. 1985	.315
7. 2001	.313
1982	.313
9. 1998	.311
10. 2000	.310
1990	.310
At-Bats	
1. 1990	2,548
2. 1987	2,488
3. 2003	2,486
4. 1988	2,406
5. 1997	2,403
6. 2008	2,392
7. 2001	2,384
8. 2005	2,353
9. 2000	2,340
10. 1999	2,322
Runs	
1. 1997	582
2. 1985	565
3. 1981	561
4. 1987	558
5. 1990	551
6. 1999	521
7. 1982	520
8. 2000	516
9. 2003	511
10. 2002	507
Hits	
1. 1997	802
2. 1990	791
3. 2003	786
4. 1981	769
5. 1987	767
6. 2002	749
7. 2001	746
8. 1988	736
9. 2000	726
10. 1982	720
Doubles	
1. 1990	165
2. 2000	160
3. 2003	156
4. 1997	152
5. 2002	147
6. 1999	143
7. 2008	139
8. 2001	139
9. 1987	139
10. 1981	135
Triples	
1. 1965	38
2. 1977	30
3. 2003	29
1960	29
5. 1958	27
6. 1990	26
1961	26
8. 1999	25
1986	25
1979	25
1972	25

Home Runs

1. 1997	102
2. 2004	96
3. 1990	93
4. 2000	90
5. 1998	89
6. 2002	88
7. 1981	82
8. 2008	81
1983	81
10. 1985	80
RBIs	
1. 1997	532
2. 1985	514
3. 1981	506
4. 1987	501
5. 1990	488
6. 1999	481
7. 2000	479
8. 2003	471
9. 2008	470
10. 2002	469
Total Bases	
1. 1990	1,287
2. 1997	1,284
3. 2003	1,222
4. 2002	1,206
5. 1981	1,192
6. 2000	1,190
7. 1987	1,148
8. 2008	1,141
9. 1988	1,129
10. 2004	1,119
Walks	
1. 1977	411
2. 1985	403
3. 1982	376
4. 1978	370
5. 1976	367
6. 1990	349
7. 1987	347
8. 1984	344
9. 1983	342
10. 1981	333
Strikeouts	
1. 2008	481
2. 2009	419
3. 1990	406
4. 2001	396
5. 1997	393
6. 2004	373
7. 1988	368
8. 1989	358
9. 2077	355
10. 2002	353
Stolen Bases	
1. 1976	195
2. 1986	185
3. 1984	157
4. 1977	156
5. 1985	151
6. 1979	142
7. 1975	141
8. 1982	140
9. 1987	138
10. 1981	130

PITCHING

ERA	
1. 1968	1.68
2. 1963	1.70
3. 1967	1.96
4. 1970	2.17
1966	2.17
6. 1969	2.21
7. 1972	2.42
8. 1973	2.64
9. 1971	2.72
10. 1961	2.82
Complete Games (Since '60)	
1. 1971	33
2. 1968	31
3. 1970	30
4. 1969	24
5. 1982	23
6. 1988	21
7. 1985	21
8. 1990	20
9. 1974	19
10. 1993	18
1986	18
Shutouts (Since '60)	
1. 1968	14
2. 1973	11
3. 1971	10
1970	10
5. 1996	9
6. 2001	8
7. 1977	8
8. 1965	8
9. 1966	7
10. 5 tied, last: 1995	6
Saves (Since '73)	
1. 2001	23
2. 2003	19
2000	19
4. 1987	18
1973	18
6. 2008	17
2002	17
8. 1992	16
1983	16
1982	16
Innings Pitched	
1. 1990	641.0
2. 2003	632.1
3. 1987	626.0
4. 1988	616.2
5. 2001	607.1
6. 2008	603.1
7. 1982	600.2
8. 1999	593.1
9. 2002	591.1
10. 2000	590.0
Strikeouts	
1. 1999	605
2. 2000	580
3. 1997	549
4. 2001	530
5. 1990	529
6. 1998	517
7. 1987	511
8. 2003	479
9. 1989	466
10. 2002	452
1996	452

FIELDING

Fielding Percentage	
1. 2005	.977 (.9773)
2. 2001	.977 (.9772)
3. 2009	.977 (.9771)
4. 2008	.975
5. 2004	.274
6. 2003	.973
7. 2000	.972 (.9723)
8. 1995	.972 (.9721)
9. 1990	.972 (.9717)
10. 2002	.971
Putouts	
1. 1990	1,923
2. 2003	1,897
3. 1987	1,878
4. 1988	1,850
5. 2001	1,822
6. 2008	1,810
7. 1982	1,802
8. 1999	1,780
9. 2002	1,774
10. 2000	1,770
Assists	
1. 1982	822
2. 1976	797
3. 1995	757
4. 2001	749
1987	749
6. 1981	743
7. 2002	735
8. 1984	722
9. 2003	720
1985	720
Fewest Errors	
1. 2009	49
2. 2005	51
3. 1967	54
1958	54
5. 2004	59
6. 2001	60
7. 1966	63
8. 2008	65
1969	65
10. 1998	68
Double Plays	
1. 1981	83
2. 2002	70
3. 1982	69
4. 1976	67
5. 1984	66
6. 2008	65
2001	65
8. 1994	64
9. 1988	60
10. 2003	59
Total Chances	
1. 1987	2,725
2. 1982	2,718
3. 1990	2,717
4. 2003	2,691
5. 1988	2,664
6. 2001	2,631
7. 1976	2,612
8. 2002	2,583
9. 1981	2,571
10. 1984	2,570

YEAR-BY-YEAR TEAM STATISTICS (SINCE 1958)

▼ Year-By-Year Team Statistics (Since 1958)

Batting

YEAR	AVG	G	AB	R	H	2B	3B	HR	RBI	BB	SO	TB	SB-ATT
1958	.295	35	1,244	230	367	50	27	15	212	177	181	516	47
1959	.256	34	1,097	173	271	30	16	7	131	160	173	354	15
1960	.255	37	1,212	216	309	31	29	8	173	185	185	422	34
1961	.250	43	1,390	221	348	43	26	11	180	236	224	476	55
1962	.241	35	1,147	208	276	37	19	7	170	235	221	372	N/A
1963	.241	35	1,140	177	275	35	12	7	144	174	232	355	42
1964	.253	44	1,477	223	374	47	24	13	187	208	257	527	35
1965	.276	45	1,518	317	420	60	38	22	263	236	261	622	12
1966	.268	40	1,345	225	361	53	7	35	196	178	222	533	37
1967	.275	43	1,450	276	398	73	22	29	240	182	237	602	37
1968	.264	48	1,481	234	396	61	19	23	207	175	246	570	85
1969	.250	46	1,539	205	385	42	18	16	178	190	314	511	52
1970	.243	53	1,681	272	409	58	14	28	233	281	344	579	59
1971	.264	60	1,943	329	512	70	16	42	289	327	300	740	67
1972	.295	55	1,845	325	545	65	25	37	295	286	281	771	66
1973	.278	57	1,834	277	509	62	16	30	244	233	275	693	39
1974	.283	47	1,532	271	433	63	19	35	245	206	229	639	67-96
1975	.262	59	1,863	326	488	75	19	45	296	299	300	736	141-194
1976	.277	65	2,163	398	600	78	22	38	354	367	288	836	195-248
1977	.287	66	2,121	457	608	82	30	26	383	411	255	828	156-211
1978	.284	56	1,897	391	538	78	17	40	346	370	N/A	770	97-145
1979	.305	58	1,934	379	589	92	25	38	334	272	233	845	142-181
1980	.274	53	1,780	314	487	74	15	36	267	244	283	669	104-140
1981	.337	65	2,281	561	769	135	21	82	506	333	268	1,192	130-189
1982	.313	68	2,298	520	720	115	17	62	468	376	278	1,055	140-186
1983	.298	59	2,003	475	597	107	18	81	433	342	291	983	102-132
1984	.287	65	2,152	422	618	74	17	35	361	344	279	831	157-197
1985	.315	62	2,142	565	675	110	20	80	514	403	247	1,074	151-208
1986	.291	61	2,110	425	615	100	25	36	350	287	247	873	185-240
1987	.308	70	2,488	558	767	139	22	66	501	347	350	1,148	138-184
1988	.306	69	2,406	504	736	122	20	77	462	304	368	1,129	101-142
1989	.276	58	2,044	351	564	105	9	55	311	247	358	852	71-104
1990	.310	71	2,448	551	791	165	26	93	488	349	406	1,287	110-156
1991	.299	62	2,162	451	646	124	22	77	400	298	308	1,045	92-133
1992	.292	62	2,110	421	617	132	13	57	385	305	349	946	98-142
1993	.291	55	1,914	360	558	94	20	43	323	230	335	821	82-123
1994	.285	60	2,071	366	590	109	13	45	331	213	391	860	96-131
1995	.299	65	2,272	429	680	123	24	42	381	241	340	977	109-151
1996	.309	60	2,125	435	656	133	20	56	388	192	285	997	90-122
1997	.334	65	2,403	582	802	152	12	102	532	276	393	1,284	66-91
1998	.311	57	2,022	465	628	130	22	89	422	258	330	1,069	67-95
1999	.307	65	2,322	521	714	143	25	70	481	316	341	1,117	85-126
2000	.310	66	2,340	516	726	160	17	90	479	320	255	1,190	55-82
2001	.313	68	2,384	473	746	139	13	67	436	248	396	1,112	79-113
2002	.318	65	2,355	507	749	147	23	88	469	214	353	1,206	78-99
2003	.316	69	2,486	511	786	156	29	74	471	247	327	1,222	67-87
2004	.324	60	2,152	499	697	94	20	96	464	286	373	1,119	60-87
2005	.287	59	2,058	379	591	127	10	53	356	246	331	897	63-83
2006	.286	60	2,065	335	591	105	16	40	311	203	350	848	31-48
2007	.305	56	2,027	359	618	112	18	43	334	177	355	895	27-44
2008	.299	67	2,392	504	715	139	22	81	470	276	481	1,141	48-64
2009	.279	55	1,906	341	531	96	9	49	306	212	419	792	46-66

Pitching

YEAR	ERA	W-L	CG	SHO/CBO	SV	IP	H	R	ER	BB	SO
1958	3.31	23-12	N/A	N/A	N/A	310.0	245	143	114	177	258
1959	3.70	21-13	N/A	N/A	N/A	295.0	251	152	121	195	196
1960	3.93	20-17	11	1	N/A	321.0	276	192	140	231	230
1961	2.82	26-17	8	1	N/A	373.1	265	156	117	137	341
1962	3.12	21-14	11	2	N/A	308.1	250	173	107	172	292
1963	1.70	24-11	14	2	N/A	312.2	220	91	59	123	301
1964	4.15	20-24	11	2	N/A	390.0	406	237	181	227	315
1965	3.17	32-13	11	8	N/A	389.0	324	181	137	196	250
1966	2.17	26-12	15	7	N/A	352.1	263	123	85	145	301
1967	1.96	36-6	17	6	N/A	381.2	261	109	83	186	351
1968	1.68	35-12	31	14	N/A	395.1	285	119	74	132	399
1969	2.21	34-12	24	6	N/A	404.0	262	130	99	169	374
1970	2.17	36-16	30	10	N/A	455.1	321	156	110	172	418
1971	2.72	39-20	33	10	N/A	513.2	458	210	155	189	322
1972	2.42	37-17	8	4	N/A	473.0	452	185	127	144	340
1973	2.64	37-20	16	11	18	480.1	371	182	141	189	363
1974	3.78	24-23	19	4	4	393.1	374	230	165	211	234
1975	3.44	37-22	17	6	8	499.2	431	282	191	273	323
1976	3.83	42-23	13	4	15	570.2	540	318	243	312	346
1977	3.44	43-23	17	8	11	554.2	509	286	212	247	382
1978	4.68	35-20	12	0	11	500.0	503	329	260	313	269
1979	5.36	35-23	10	1	14	497.1	584	357	296	257	299
1980	4.52	29-24	7	4	6	461.2	509	311	232	257	240
1981	5.07	43-22	6	2	11	569.2	600	398	321	358	263
1982	4.18	49-18	23	6	16	600.2	583	326	279	330	293
1983	4.10	41-17	9	2	16	523.0	521	288	238	225	308
1984	4.51	38-26	12	2	10	566.1	557	332	284	241	345
1985	4.60	47-15	21	4	9	549.2	594	332	281	204	401
1986	3.88	38-23	18	4	6	545.2	540	295	235	202	428
1987	3.95	53-17	13	4	18	626.0	663	359	275	270	511
1988	4.38	46-23	21	3	11	616.2	630	355	300	219	431
1989	4.85	30-28	10	2	6	521.0	587	331	281	182	466
1990	3.78	59-12	20	0	13	641.0	629	312	269	242	529
1991	4.76	39-23	9	1	10	552.0	572	340	292	249	402
1992	4.40	39-23	11	3	16	548.1	558	314	268	213	420
1993	5.08	27-28	18	2	2	485.2	570	347	274	157	358
1994	3.74	36-24	7	2	15	539.1	524	283	224	220	360
1995	4.08	40-25	16	6	10	577.2	597	304	262	202	448
1996	3.68	41-19	8	9	8	528.1	497	257	216	207	452
1997	4.76	45-20	6	3	10	585.2	581	372	310	250	549
1998	4.13	42-14	9	2	12	501.0	467	279	230	243	517
1999	4.43	50-15	12	5	11	593.1	575	340	292	255	605
2000	3.95	50-16	9	4	19	590.0	492	297	259	251	580
2001	3.50	51-17	8	8/5	23	607.1	535	268	236	209	530
2002	3.97	47-18	9	3/1	17	591.1	574	305	261	213	452
2003	4.01	51-18	12	5/5	19	632.1	588	327	282	245	479
2004	4.35	46-14	3	2/2	15	538.1	522	290	260	194	423
2005	3.77	34-25	5	5/4	11	527.0	525	264	221	177	431
2006	4.55	33-27	6	1/0	13	538.0	596	329	272	186	426
2007	6.01	28-28	3	2/1	13	500.0	636	386	334	211	356
2008	4.45	41-24	6	2/2	17	603.1	645	354	298	252	440
2009	5.12	30-25	2	1/1	8	492.0	491	305	280	222	381

Fielding

YEAR	TC	PO	A	E	PCT.	DP
1958	1,333	930	349	54	.965	30
1959	1,325	885	366	74	.943	N/A
1960	1,434	963	389	82	.943	N/A
1961	1,660	1,120	470	70	.958	N/A

YEAR-BY-YEAR INDIVIDUAL LEADERS (SINCE 1958)

▼ Batting Leaders Year-by-Year


	Batting Average	Runs	Hits	Home Runs	RBIs					
1958	Ralph Holding.....	.358	Al Shaw.....	41	Holding/Newkirk/Shaw.....	44	Al Shaw.....	5	Al Shaw.....	38
1959	Ben Robinson.....	.289	Jim Burk.....	25	Mike Magee.....	36	Jim Burk, Ben Robinson.....	2	Mike Magee.....	20
1960	Skip Lawrence.....	.360	Hal Schutzmänn.....	31	Skip Lawrence.....	45	Jim Burk.....	4	Jim Burk.....	30
1961	Skip Lawrence.....	.349	Hal Schutzmänn.....	34	Skip Lawrence.....	53	John Hurlbut.....	5	John Hurlbut.....	35
1962	Warren Newell.....	.333	Greg Post.....	25	Rich Ferrazano.....	38	Joel Shulman.....	3	Rich Ferrazano.....	27
1963	Greg Post.....	.315	Bob Cox.....	26	Greg Post.....	39	Bob Cox.....	3	Gary Smith.....	24
1964	Jim Hibbs.....	.351	Gary Smith.....	34	Jim Hibbs.....	51	Jim Hibbs.....	5	Jim Hibbs.....	27
1965	Pete Middlekauff.....	.349	Jim Hibbs.....	44	Cox/Middlekauff.....	52	Cox/Hibbs/Swan/Yett.....	4	Bob Cox.....	46
1966	Daro Quiring.....	.417	Steve Hovley.....	51	Steve Hovley.....	29	Jim Hibbs.....	11	Jim Hibbs.....	41
1967	Mark Marquess.....	.404	Mark Marquess.....	39	Mark Marquess.....	55	Ron Shotts.....	7	Ron Shotts.....	31
1968	Mark Marquess.....	.315	Mark Marquess.....	44	Bob Boone.....	55	Bob Gallagher.....	6	Bob Boone.....	41
1969	Bob Boone.....	.311	Mark Marquess.....	38	Bob Boone.....	57	Bob Boone.....	7	Bob Boone.....	40
1970	Bob Reece.....	.293	Edson/M.Nelson.....	30	Dave Edson.....	46	Mike Nelson.....	8	Dunning/Nelson.....	36
1971	Rodney Boone.....	.363	Rodney Boone.....	51	Rodney Boone.....	78	Rodney Boone.....	11	Rodney Boone.....	46
1972	Tom Williams.....	.430	Tom Williams.....	40	Tom Williams.....	74	Rodney Boone.....	10	Rodney Boone.....	43
1973	Bob Hampton.....	.393	Mark Lucich.....	33	Bob Hampton.....	68	Bob Hampton.....	7	Bob Hampton.....	30
1974	Dave Baker.....	.337	Mark Lucich.....	37	Dave Baker.....	59	Mark Lucich.....	11	Bob Hampton.....	49
1975	Steve Davis.....	.316	Guardino/Robinson.....	36	Steve Davis.....	60	Bruce Robinson.....	13	Bruce Robinson.....	49
1976	Mike Codiroli.....	.331	Steve Davis.....	57	Steve Davis.....	75	Steve Davis.....	12	Tom Guardino.....	61
1977	Larry Reynolds.....	.361	Dave Perez.....	59	Larry Reynolds.....	82	Tom Guardino.....	5	Guardino/Reynolds.....	52
1978	Tom Guardino.....	.335	Reynolds/Wong.....	49	Guardino/Reynolds.....	73	Tom Guardino.....	13	Tom Guardino.....	58
1979	Paul Zuvella.....	.342	Codiroli/Zuvella.....	51	Paul Zuvella.....	77	Walters/Wilson.....	6	Phil Wilson.....	48
1980	Paul Zuvella.....	.347	Paul Zuvella.....	50	Paul Zuvella.....	68	Bill Worden.....	12	Bill Worden.....	47
1981	Dave Meier.....	.405	Mike Dotterer.....	72	Mike Dotterer.....	108	Bill Worden.....	13	Bill Worden.....	60
1982	Mike Dotterer.....	.359	Mike Dotterer.....	68	Mike Dotterer.....	90	Hausladen/Stephens.....	8	Mike Aldrete.....	65
1983	Mike Aldrete.....	.381	Mark Davis.....	70	Mike Aldrete.....	85	Eric Hardgrave.....	24	Mike Aldrete.....	81
1984	Darryl Stephens.....	.344	Pete Stanicek.....	69	Pete Stanicek.....	79	Rick Lundblade.....	9	Rick Lundblade.....	68
1985	Rick Lundblade.....	.408	Rick Lundblade.....	80	Rick Lundblade.....	95	Rick Lundblade.....	25	Rick Lundblade.....	92
1986	John Ramos.....	.357	M.Davis/W.Harris/J.Ramos.....	59	John Ramos.....	86	Mark Davis.....	8	Toi Cook.....	50
1987	Paul Carey.....	.353	Ruben Amaro, Jr.....	77	Ed Sprague.....	96	Ed Sprague.....	16	Ed Sprague.....	69
1988	Tim Griffin.....	.345	Ron Witmeyer.....	70	Troy Paulsen.....	104	Ed Sprague.....	22	Ed Sprague.....	81
1989	Paul Carey.....	.333	Frank Carey.....	50	Paul Carey.....	72	Paul Carey.....	16	Paul Carey.....	51
1990	Jeffrey Hammonds.....	.355	Jeffrey Hammonds.....	83	Troy Paulsen.....	108	Tim Griffin.....	21	Tim Griffin.....	75
1991	David McCarty.....	.420	David McCarty.....	71	David McCarty.....	100	David McCarty.....	24	David McCarty.....	66
1992	Jeffrey Hammonds.....	.380	David Cornell.....	52	David Cornell.....	82	Allen/Solomon.....	10	Skeels/Solomon.....	50
1993	A.J. Hinch.....	.350	Jed Hansen.....	47	A.J. Hinch.....	71	Jed Hansen.....	9	Dusty Allen.....	50
1994	Nate Olmstead.....	.385	Jed Hansen.....	60	Nate Olmstead.....	85	Jed Hansen.....	9	Dusty Allen.....	53
1995	A.J. Hinch.....	.366	Joe Kilburg.....	63	Steve Carver.....	88	Steve Carver.....	14	Steve Carver.....	77
1996	A.J. Hinch.....	.381	Joe Kilburg.....	65	Joe Kilburg.....	87	Hinch/Kent/Schaeffer.....	11	A.J. Hinch.....	59
1997	Edmund Muth.....	.388	Joe Kilburg.....	80	John Gall.....	97	Jon Schaeffer.....	20	Josh Hochgesang.....	77
1998	John Gall.....	.381	Jody Gerut.....	64	John Gall.....	91	Jody Gerut.....	18	John Gall.....	63
1999	Joe Borchard.....	.372	Josh Hochgesang.....	67	Joe Borchard.....	92	Josh Hochgesang.....	17	Josh Hochgesang.....	73
2000	Chris O'Riordan.....	.366	Eric Bruntlett.....	73	Craig Thompson.....	96	Edmund Muth.....	22	Edmund Muth.....	81
2001	Ryan Garko.....	.368	Chris O'Riordan.....	62	Chris O'Riordan.....	101	Chris O'Riordan.....	12	Chris O'Riordan.....	68
2002	Sam Fuld.....	.375	Ryan Garko.....	68	Sam Fuld.....	110	Ryan Garko.....	14	Jason Cooper.....	57
2003	Ryan Garko.....	.402	Sam Fuld.....	83	Carlos Quentin.....	105	Ryan Garko.....	18	Ryan Garko.....	92
2004	Jed Lowrie.....	.399	Jed Lowrie.....	72	Danny Putnam.....	94	Jed Lowrie.....	17	Jed Lowrie.....	68
2005	Adam Sorgi.....	.322	Minaker/Sorgi.....	52	Adam Sorgi.....	77	Jed Lowrie.....	14	Jed Lowrie.....	66
2006	Chris Minaker.....	.364	Chris Minaker.....	47	Chris Minaker.....	94	Chris Minaker.....	11	Chris Minaker.....	68
2007	Adam Sorgi.....	.375	Sean Ratliff.....	61	Sean Ratliff.....	79	Ratliff/Taylor.....	12	Michael Taylor.....	59
2008	Jason Castro.....	.376	Cord Phelps.....	76	Jason Castro.....	105	Sean Ratliff.....	22	Jason Castro.....	73
2009	Colin Walsh.....	.320	Toby Gerhart.....	46	Joey August.....	70	Brent Milleville.....	14	Brent Milleville.....	52




Ryan Garko hit .402 in 2003.



Sam Fuld had a school record 110 hits in 2002.



Joe Kilburg led Stanford in runs from 1995-97.



Michael Taylor co-led Stanford in home runs in 2007.

YEAR-BY-YEAR INDIVIDUAL LEADERS (SINCE 1958)


	Doubles	Triples	Steals
1958	Al Shaw 10	Ralph Holding 6	Al Shaw 11
1959	Mike Magee 6	DeFabio/Magee 3	Harry Rodda 5
1960	John Hurlbut 8	John Hurlbut 7	Hal Schutzmann 11
1961	Hurlbut/Lawrence 7	John Hurlbut 7	Hal Schutzmann 14
1962	Joel Shulman 6	Jack Allen 4	Not Available N/A
1963	Gary Smith 7	Bob Cox 4	Greg Post 18
1964	Jim Hibbs 11	Jim Hibbs 7	Bob Cox 7
1965	Pete Middlekauff 18	Ron Yett 8	Hibbs/Swan 3
1966	Hibbs/Hovley 7	Jim Hibbs 3	Steve Hovley 13
1967	Jeff Rohlfing 10	Mark Marquess 6	Frank Duffy 12
1968	Russ Tweet 11	Jeff Rohlfing 4	Michael Schomaker 22
1969	Bob Boone 11	Mark Marquess 6	Mark Marquess 13
1970	Mike Ewing 7	Steve Dunning 5	Dave Edson 12
1971	Bob Boone 12	Dick Borchers 3	Dave Edson 12
1972	Mickey Aguirre 9	Mike Nelson 6	Kim Hannaford 12
1973	Bob Hampton 13	Steve Davis, Bob Hampton 3	Kim Hannaford 12
1974	Mark Lucich 10	Baker/Hampton/Lamoure/Robinson 3	Dave Baker 12
1975	Tom Guardino 13	Davis/Lamoure 3	Joe Lamoure 23
1976	Walters/Wong 11	Codirol/Pitchford 5	Larry Reynolds 38
1977	Guardino/Perez 10	Mike Codirol 7	Larry Reynolds 38
1978	Tom Guardino 11	Mike Codirol 3	Codirol/Reynolds 24
1979	Paul Zuvella 15	John Pyle 5	Larry Reynolds 31
1980	Paul Zuvella 15	Mike Dotterer 3	Paul Zuvella 23
1981	Mike Toothman 20	Mike Dotterer 7	Mike Dotterer 36
1982	Bob DeCosta 19	Davis/Dotter/Stephens 3	Darryl Stephens 27
1983	Vince Sakowski 16	Mark Davis 5	Pete Stanicek 28
1984	Lundblade/Stanicek 11	DeBenon/Stanicek/Stephens 3	Pete Stanicek 43
1985	Rick Lundblade 18	Mark Davis 7	Pete Stanicek 28
1986	Mark Davis 18	Ruben Amaro, Jr. 7	Toi Cook 37
1987	Paul Carey 20	Ruben Amaro, Jr. 6	Ruben Amaro, Jr. 38
1988	Troy Paulsen 22	Frank Carey 8	Frank Carey 25
1989	Frank Carey 17	Frank Carey 2	Frank Carey 12
1990	Troy Paulsen 29	Jeffrey Hammonds 7	Jeffrey Hammonds 48
1991	Ryan Turner 20	David Cornell 5	Jeffrey Hammonds 21
1992	Chris Kemper 17	David Cornell 3	Jeffrey Hammonds 33
1993	Carve/VanWagenen 13	Jed Hansen 8	Dallimore/LaRocca 14
1994	Nate Olmstead 18	Jed Hansen 3	Jed Hansen 22
1995	Cale Carter 22	A.J. Hinch 6	Joe Kilburg 35
1996	A.J. Hinch 19	Jody Gerut 5	Joe Kilburg 23
1997	Josh Hochgesang 22	Joe Kilburg 3	Jody Gerut 13
1998	John Gall 22	Edmund Muth 5	Jody Gerut 13
1999	Gall/Hochgesang/Rizzo 17	Jeff Rizzo 5	Josh Hochgesang 13
2000	Eric Bruntlett 24	Chris O'Riordan 4	Eric Bruntlett 11
2001	Chris O'Riordan 17	Jason Van Meetren 3	Chris O'Riordan 16
2002	Sam Fuld 20	Fuld/Quentin 4	Brian Hall 14
2003	Garko/Quentin 24	Sam Fuld 9	Brian Hall 18
2004	Jed Lowrie 19	Hall/Lowrie/Putnam 4	Brian Hall 15
2005	Chris Minaker 25	Adam Sorgi 3	Jim Rapoport 16
2006	Chris Minaker 21	Minaker/Taylor/Seawell 3	Castro/Hester/Minaker/Seawell 5
2007	Michael Taylor 16	Phelps/Ratliff 4	Sean Ratliff 10
2008	Jason Castro 18	Ratliff/Whitlow 4	Zach Jones 11
2009	Kellen Kilsgaard 14	Austin/Gerhart/Whitlow 2	Zach Jones 18




Brian Hall led the team in steals three straight years.



Colin Walsh
2009 batting average leader




Toby Gerhart
2009 runs leader



Josh Hochgesang was a team leader in 1999.



Brent Milleville
2009 home runs & RBI leader




Joey August
2009 hits leader



Chris O'Riordan led Stanford in nearly every offensive category as a senior in 2001.



John Gall led in several hitting categories in 1998 and 1999.




Danny Putnam was among the team leaders in several categories in 2004.



Joe Borchard led the Cardinal in hitting in 1999.

YEAR-BY-YEAR INDIVIDUAL LEADERS (SINCE 1958)



David Stringer led Stanford in saves, appearances and ERA in 2007.



Jason Young smashed the school record with 178 strikeouts in 1999.



Justin Wayne won a school record 15 games in 2000.



Erik Davis led Stanford's 2008 CWS team in wins, strikeouts and innings pitched.

▼ Pitching Leaders Year-by-Year

Wins	ERA (1.0 IP/Gm)	Strikeouts	Saves	Appearances	Innings
1958 Dick Williams..... 8	Bob Leopold..... 2.76	Bob Leopold..... 94	-	-	Bob Leopold..... 107.1
1959 Earl Russell..... 6	Terry Lindeman..... 2.88	Terry Lindeman..... 60	-	-	Earl Russell..... 91.0
1960 Marv Mecklenburg..... 8	Jim Smith..... 2.77	Marv Mecklenburg..... 82	-	-	Marv Mecklenburg..... 104.0
1961 Jim Smith..... 9	Darrell Sutherland..... 2.23	Marv Mecklenburg..... 90	-	-	Jim Smith..... 89.2
1962 Darrell Sutherland..... 5	Darrell Sutherland..... 2.78	Jim Lonborg..... 97	-	-	Jim Lonborg..... 93.2
1963 Jim Lonborg..... 7	Dick Kovacevich..... 1.33	Jim Lonborg..... 114	-	-	Jim Lonborg..... 109.1
1964 Dick Kovacevich..... 7	John Mason..... 2.99	Dick Kovacevich..... 84	-	-	Dick Kovacevich..... 109.0
1965 Daro Quiring..... 9	Terry Docken..... 1.78	Daro Quiring..... 98	-	Mike Connelly..... 20	Daro Quiring..... 109.0
1966 Docken/Kliner/Mason..... 7	Frank Klinger..... 1.12	John Mason..... 90	-	John Mason..... 18	John Mason..... 98.1
1967 Sandy Vance..... 11	Frank Klinger..... 1.31	Sandy Vance..... 94	-	Daro Quiring..... 15	Sandy Vance..... 86.1
1968 Harvey Shank..... 10	Harvey Shank..... 1.10	Rod Poteete..... 100	-	Poteete/Vance..... 15	Rod Poteete..... 99.1
1969 Bob Boone..... 9	Bob Boone..... 1.27	Keller/Poteete..... 91	-	Rod Poteete..... 16	Rod Poteete..... 88.1
1970 Steve Dunning..... 13	Steve Dunning..... 1.83	Steve Dunning..... 144	-	Steve Dunning..... 18	Phil Keller..... 117.0
1971 Dan Shaw..... 12	Bruce Schoen..... 1.91	Bob Kammeyer..... 68	-	Bob Kammeyer..... 17	Bob Kammeyer..... 123.0
1972 Bob DiPietro..... 8	Dan Shaw..... 2.47	Bob DiPietro..... 82	-	Bob DiPietro..... 16	Dan Shaw..... 102.0
1973 Al Arthur..... 7	Bob DiPietro..... 1.30	Bob DiPietro..... 65	Nick Peterson..... 8	Nick Peterson..... 23	Bob DiPietro..... 76.1
1974 Mike Williamson..... 6	Al Arthur..... 2.23	Al Arthur..... 52	Bernie Hittner..... 3	Bernie Hittner..... 15	Al Arthur..... 93.0
1975 Al Arthur..... 8	Al Arthur..... 2.28	John Yandle..... 89	Ed Matta..... 3	Al Arthur..... 20	Al Arthur..... 118.2
1976 Brian Harrison..... 6	John Yandle..... 3.10	Brian Harrison..... 51	Mark Abbondola..... 3	Brian Harrison..... 20	Brian Harrison..... 83.2
1977 Harrison/Yandle..... 9	Rob Irvin..... 3.06	John Yandle..... 102	Jerry Battenberg..... 3	John Yandle..... 28	John Yandle..... 116.1
1978 Abbondola/Fiala/Harrison..... 6	Joe LoPresti..... 3.19	Brian Harrison..... 55	Bruce Fiala..... 4	Bruce Fiala..... 23	Larry Kuhn..... 94.0
1979 Bruce Fiala..... 10	Larry Kuhn..... 3.84	Brian Mignano..... 118	Brian Mignano..... 4	Larry Kuhn..... 21	Joe LoPresti..... 103.0
1980 Brian Mignano..... 9	Brian Mignano..... 3.71	Larry Kuhn..... 70	Lee Cline..... 3	Larry Kuhn..... 25	Larry Kuhn..... 117.2
1981 Paul Grame..... 8	Gregg Lomnicky..... 3.08	Paul Grame..... 57	Mike Sullivan..... 5	Gregg Lomnicky..... 27	Steve Cottrell..... 108.2
1982 Brian Mignano..... 14	Brian Mignano..... 3.81	Brian Mignano..... 68	Mike Sullivan..... 6	Ballard/Mignano..... 21	Brian Mignano..... 153.2
1983 Brian Myers..... 10	Jeff Ballard..... 2.88	Brian Myers..... 74	Jeff Ballard..... 6	Jeff Ballard..... 28	Brian Myers..... 122.0
1984 Ballard/Radtke..... 8	John Radtke..... 3.23	Jeff Ballard..... 91	Jeff Ballard..... 3	Jeff Ballard..... 22	Jeff Ballard..... 118.0
1985 Jeff Ballard..... 14	Jeff Ballard..... 3.78	Jeff Ballard..... 121	Rick Dietz..... 8	Jeff Ballard..... 21	Jeff Ballard..... 150.0
1986 Jack McDowell..... 11	Jack McDowell..... 2.51	Jack McDowell..... 129	Al Osuna..... 2	Al Osuna..... 23	Jack McDowell..... 136.0
1987 Jack McDowell..... 13	Al Osuna..... 3.01	Jack McDowell..... 120	Steve Chitren..... 13	Steve Chitren..... 31	Jack McDowell..... 128.2
1988 Lee Plemel..... 12	Steve Chitren..... 3.12	Lee Plemel..... 115	Steve Chitren..... 10	Steve Chitren..... 33	Lee Plemel..... 144.2
1989 Brian Keyser..... 7	Steve Chitren..... 3.94	Steve Chitren..... 94	Scott Weiss..... 3	Scott Weiss..... 26	Stan Spencer..... 110.1
1990 Mussina/Spencer..... 14	Stan Spencer..... 2.73	Stan Spencer..... 145	Scott Weiss..... 7	Scott Weiss..... 27	Mike Mussina..... 149.0
1991 Aaron Dorlarque..... 9	Dorlarque/Weiss..... 3.77	Scott Weiss..... 91	Scott Weiss..... 7	Scott Weiss..... 33	John Reid..... 113.1
1992 Rick Helling..... 9	Willie Adams..... 3.91	Rick Helling..... 100	Aaron Dorlarque..... 9	Aaron Dorlarque..... 26	Willie Adams..... 112.2
1993 Adams/Lorraine..... 8	Andrew Lorraine..... 4.15	Willie Adams..... 114	Iglesias/Reed..... 1	Adams/Bartels/Reed..... 17	Andrew Lorraine..... 123.2
1994 Dan Reed..... 10	Tom Reimers..... 2.45	Dan Reed..... 83	Tom Reimers..... 9	Tom Reimers..... 24	Dan Reed..... 115.1
1995 Kyle Peterson..... 14	Kyle Peterson..... 2.96	Kyle Peterson..... 112	Brendan Sullivan..... 4	Brendan Sullivan..... 27	Kyle Peterson..... 142.2
1996 Iglesias/Peterson..... 10	Tom Reimers..... 2.92	Kyle Peterson..... 95	Tom Reimers..... 5	Tom Reimers..... 27	Kyle Peterson..... 111.2
1997 Kyle Peterson..... 11	Tony Cogan..... 3.63	Kyle Peterson..... 156	Austin/Cogan..... 4	Tony Cogan..... 36	Kyle Peterson..... 144.0
1998 Jeff Austin..... 12	Jeff Austin..... 3.11	Jeff Austin..... 136	Justin Wayne..... 6	Justin Wayne..... 25	Jeff Austin..... 133.0
1999 Jason Young..... 12	Jason Young..... 3.43	Jason Young..... 178	Tony Cogan..... 8	Tony Cogan..... 33	Jason Young..... 154.2
2000 Justin Wayne..... 15	Jeff Bruksch..... 3.16	Justin Wayne..... 153	Jeff Bruksch..... 13	Jeff Bruksch..... 29	Justin Wayne..... 143.0
2001 Jeremy Guthrie..... 13	J.D. Wilcox..... 2.06	Jeremy Guthrie..... 128	Wilcox/Wodnicki..... 6	Mike Wodnicki..... 28	Jeremy Guthrie..... 134.0
2002 Jeremy Guthrie..... 13	Dan Rich..... 2.45	Jeremy Guthrie..... 136	Ryan McCally..... 7	Ryan McCally..... 25	Jeremy Guthrie..... 157.2
2003 John Hudgins..... 14	John Hudgins..... 2.99	John Hudgins..... 143	Matt Manship..... 9	David O'Hagan..... 27	John Hudgins..... 165.1
2004 Mark Romanczuk..... 11	David O'Hagan..... 2.97	Mark Romanczuk..... 94	David O'Hagan..... 6	Blake Holler, David O'Hagan..... 22	Mark Romanczuk..... 108.2
2005 Jeff Gilmore..... 10	Matt Manship..... 0.80	Mark Romanczuk..... 83	Matt Manship..... 5	Nolan Gallagher..... 23	Jeff Gilmore..... 117.1
2006 Greg Reynolds..... 7	Greg Reynolds..... 3.31	Greg Reynolds..... 108	Jeremy Bleich..... 7	Jeremy Bleich..... 24	Greg Reynolds..... 127.2
2007 Nolan Gallagher..... 5	David Stringer..... 4.70	Jeffrey Inman..... 62	David Stringer..... 7	David Stringer..... 31	Jeremy Bleich..... 98.2
2008 Erik Davis..... 8	Austin Yount..... 3.48	Erik Davis..... 103	Drew Storen..... 8	Drew Storen..... 31	Erik Davis..... 103.1
2009 Drew Storen..... 7	Drew Storen..... 3.80	Drew Storen..... 66	Drew Storen..... 7	Drew Storen..... 28	Jordan Pries..... 76.0

TEAM AWARDS

Most Valuable Player

Presented by the Team of 1913

1950 Joe Chez	P
1951 Jack Shepard	C
1952 Warren Goodrich	SS
1953 Bob Murphy	P
1954 Ray Young	P
1955 Rudy Figueroa	3B
1956 Ray Young	P
1957 Al Shaw	2B
1958 Al Shaw	2B
1959 Mike Magee	2B
1960 Jim Burk	3B
1961 John Hurlbut	OF
1962 Rich Ferrazano	3B
1963 Jim Lonborg	P
1964 Jim Hibbs	C
1965 Pete Middlekauff	1B
1966 Steve Hovley	OF
1967 Mark Marquess	1B
1968 Mark Marquess	1B
1969 Bob Boone	P/3B
1970 Steve Dunning	P/3B
1971 Rod Boone	P/OF
1972 Tom Williams	OF
1973 Bob DiPietro	P
1974 Mark Lucich	1B
1975 Al Arthur	P
1976 Steve Davis	SS
1977 Larry Reynolds	OF
1978 Tom Guardino	1B
1979 Paul Zuvella	2B/SS
1980 Larry Kuhn	P
1981 Dave Meier	SS
1982 Bob DeCosta	INF
1982 Brian Mignano	P
1983 Eric Hardgrave	DH
1984 John Radtke	P
1985 Rick Lundblade	1B
1986 Jack McDowell	P
1987 The 1987 Team	
1988 The 1988 Team	
1989 Paul Carey	OF
1990 Stan Spencer	P
1991 David McCarty	1B
1992 Jeffrey Hammonds	OF
1993 Andrew Lorraine	P
1994 Dan Reed	P
1995 Steve Carver	3B
1996 A.J. Hinch	C
1997 Kyle Peterson	P
1998 Jeff Austin	P
1999 Jason Young	P
2000 Justin Wayne	P
2001 Chris O'Riordan	2B
2002 Jeremy Guthrie	P
2003 Ryan Garko	C
2004 Jed Lowrie	2B
2005 Jeff Gilmore	P
2006 Chris Minaker	SS
2007 Michael Taylor	OF
2008 Jason Castro	C
2009 Drew Storen	P

1976 Mike Williamson	P
1977 Dave Perez	SS
1978 Joe LoPresti	P
1979 Phil Wilson	3B
1980 Brian Mignano	P
1981 Mike Aldrete	1B
1982 Steve Buechele	2B
1983 Vince Sakowski	3B
1984 Walt Harris	OF
1985 Mark Davis	OF
1986 Toi Cook	OF
1987 David Esquer	SS
1988 Tim Griffin	DH
1989 Brian Keyser	P
1990 Ryan Turner	OF
1991 Chris Kemper	2B
1992 Mark Skeels	C
1993 Steve Carver	DH
1994 Brendan Sullivan	P
1995 Troy Kent	1B
1996 Luke Quaccia	INF
1997 Josh Hochgesang	3B
1998 Damien Alvarado	C
1999 Eric Bruntlett	SS
2000 Chris O'Riordan	2B
2001 Ryan Garko	C
2002 Jason Cooper	OF/DH
2003 David O'Hagan	P
2004 Jeff Gilmore	P
2005 John Hester	C
2005 Adam Sorgi	3B
2006 Greg Reynolds	P
2007 Sean Ratliff	OF
2008 Cord Phelps	2B
2009 Kellen Kilgusgaard	OF

Come Through Award

Presented by Bill Althouse

1962 Rich Ferrazano	3B
1963 Bob Hollmann	1B
1964 Bob Cox	OF
1965 Bill Boles	C
1966 Jim Hibbs	C
1967 Mark Marquess	1B
1968 Bob Boone	3B
1969 Bob Boone	P/3B
1970 Mike Nelson	1B
1971 Rod Boone	P/OF
1972 Tom Williams	OF
1973 Bob Hampton	OF
1974 Mark Lucich	1B
1975 Steve Davis	SS
1976 Pepe Hinojosa	OF
1977 Larry Reynolds	OF
1978 Randy Wong	OF
1979 Larry Reynolds	OF
1980 Dave Meier	INF
1981 Mike Dotterer	OF
1982 Mike Aldrete	1B
1983 Mike Aldrete	1B
1984 Rick Lundblade	1B
1985 Rick Lundblade	1B
1986 John Ramos	C
1987 Ruben Amaro, Jr.	OF
1988 Troy Paulsen	SS
1988 Ed Sprague	3B
1989 Frank Carey	2B
1990 Tim Griffin	3B
1990 Mike Mussina	P
1991 Roger Burnett	SS
1991 Scott Weiss	P
1992 Willie Adams	P
1992 Steve Solomon	OF
1993 Willie Adams	P
1994 Nate Olmstead	DH
1995 A.J. Hinch	C
1996 Joe Kilburg	OF
1997 Jon Schaeffer	C
1998 John Gall	1B
1999 John Gall	1B
2000 Joe Borchard	OF
2000 Craig Thompson	1B
2001 Jeff Bruksch	P
2001 Jeremy Guthrie	P
2002 Sam Fuld	OF
2003 Danny Putnam	OF



Drew Storen



Kellen Kilgusgaard



Brent Milleville



Brett Mooneyham



Joey August

2004 Brian Hall	OF
2004 Danny Putnam	OF
2005 Jed Lowrie	2B
2006 Chris Lewis	2B/3B
2007 Brendan Domaracki	OF
2008 Erik Davis	P
2008 Sean Ratliff	OF
2009 Brent Milleville	1B

Most Inspirational Player

Presented by Charles Gundelach

1963 Joel Shulman	SS
1964 Pete Middlekauff	1B
1965 Bob Cox	OF
1966 Terry Docken	P
1967 Michael Schomaker	C
1968 Mark Marquess	1B
1969 Mark Marquess	1B
1970 Steve Dunning	P
1971 Bob Marshall	P/INF/OF
1972 Bob Reece	OF
1973 Kim Hannaford	3B
1974 Gary Pitchford	3B
1975 Gary Morton	1B/OF
1976 Pepe Hinojosa	OF
1977 Bruce Davis	P
1978 Bruce Walters	C
1979 Bruce Walters	C
1980 Bill Worden	C
1981 Bill Worden	C
1982 Bob Hausladen	C
1983 Chris Britt	C
1984 Lyle Smith	C
1985 Ken Green	INF
1986 Mark Davis	INF
1987 Mark Machtolf	INF
1988 Doug Robbins	C
1989 Steve Chitren	P
1990 Rob Kamerschen	P
1991 Tony Detter	INF
1992 Chris Kemper	INF
1993 Brian Dallimore	INF
1994 Jed Hansen	2B
1995 Mike Robbins	P
1996 Sean Flikke	OF
1997 Luke Quaccia	1B
1998 Jay Pecci	SS
1999 Tony Cogan	P
1999 John Salter	C
2000 Billy Jacobson	OF
2000 Jason Young	P
2001 Mike Wodnicki	P
2002 Scott Dragicevich	3B/SS
2003 Carlos Quentin	OF
2003 Tobin Swope	SS
2004 Jonny Ash	3B
2004 Donny Lucy	C
2005 Cameron Matthews	OF
2006 John Hester	C
2007 Nolan Gallagher	RHP
2007 Adam Sorgi	2B
2008 Brendan Domaracki	OF
2008 Austin Yount	P/3B
2009 J.J. Jelmini	IF

Most Valuable Freshman

Presented by Charles Gundelach

1957 Dick Williams	P
1958 Bill Jensen	OF
1959 Rich Ferrazano	3B
1960 Bob Hensler	OF
1961 Gary Smith	SS
1962 Bob Cox	1B
1963 Jim Hibbs	C

1964 Steve Hovley	OF
1965 Michael Schomaker	C
1966 Don Rose	P
1967 Phil Keller	P
1968 Hank Snider	C
1969 Tom Williams	OF
1970 Mike Nelson	1B
1971 Mark Lucich	1B/OF
1972 Bob Hampton	OF
1973 Steve Davis	SS
1974 Gary Pitchford	3B
1975 Tom Guardino	1B
1976 Bruce Walters	C
1977 Larry Kuhn	P
1978 Phil Wilson	C
1979 Tom Toothman	OF
1980 Darryl Stephens	OF
1981 Steve Cottrell	P
1982 David Harris	P
1983 Mark Davis	OF
1984 Rick Dietz	P
1985 Jack McDowell	P
1986 Frank Carey	2B
1986 Ed Sprague	DH
1987 Paul Carey	OF
1988 Mike Mussina	P
1988 Stan Spencer	P
1989 Roger Burnett	SS
1990 Jeffrey Hammonds	OF
1991 Willie Adams	P
1992 Dusty Allen	1B
1993 A.J. Hinch	C
1994 Jason Middlebrook	P
1994 Tom Reimers	P
1995 Kyle Peterson	P
1996 Jody Gerut	OF
1996 Chad Hutchinson	P
1997 John Gall	DH
1997 Edmund Muth	OF
1998 Joe Borchard	DH/OF
1998 Justin Wayne	P
1999 Brian Sager	P
2000 Tim Cunningham	P
2001 Carlos Quentin	OF
2002 Chris Carter	INF/OF/DH
2003 Mark Romanczuk	P
2004 Blake Holler	P
2005 Michael Taylor	OF
2006 Jeremy Bleich	P
2007 Jeffrey Inman	P
2008 Drew Storen	P
2009 Jordan Pries	P
2009 Brett Mooneyham	P

Bruce R. Cameron Memorial Award

Presented by Baseball Alumni

Donors in memory of the late Bruce R. Cameron, star 3B/SS who played for the Cardinal between 1949-51.

Awarded annually to a player with outstanding proficiency in baseball, leadership and academic performance.

1959 Rich DeFabio	OF
1960 Hal Schutzmans	OF
1961 John Hurlbut	OF
1962 Warren Newell	OF/P
1963 Greg Post	OF
1964 Dick Kovacevich	P
1965 Bill Boles	C
1966 Steve Hovley	OF
1967 Mark Marquess	1B
1968 Mark Marquess	1B
1969 Bob Boone	P/3B


1970 No Award	
1971 Jim Coate	P
1972 Tom Williams	C
1973 No Award	
1974 Kim Hannaford	3B
1975 Bob Hampton	OF
1976 Bruce Davis	P
1977 Pepe Hinojosa	OF
1978 Pepe Hinojosa	OF
1979 Joe LoPresti	P
1980 Paul Zuvella	2B
1981 Mike Sullivan	DH
1982 Loring Davies	1B/DH
1983 Vince Sakowski	INF
1984 Pete Stanicek	2B
1984 John Verducci	SS
1985 John Verducci	SS
1986 Lee Plemel	P
1987 Steve Chitren	P
1987 Jack McDowell	P
1988 Steve Chitren	P
1989 Steve Chitren	P
1990 Paul Carey	OF
1991 Ryan Turner	OF
1992 David Cornell	OF
1992 Tony Detter	INF
1993 Nate Olmstead	INF
1994 Nate Olmstead	DH
1995 Dusty Allen	OF
1996 Brendan Sullivan	P
1997 Jay Pecci	SS
1998 Jody Gerut	OF
1999 Josh Hochgesang	3B
2000 Eric Bruntlett	SS
2001 Mike Gosling	P
2001 J.D. Willcox	P
2002 Chris O'Riordan	2B
2003 John Hudgins	P
2004 David O'Hagan	P
2004 Mark Romanczuk	P
2005 Mark Romanczuk	P
2006 Matt Manship	P
2007 Ryan Seawell	OF
2008 David Stringer	P
2009 Joey August	P

Jack Shepard Memorial Award


Presented since 1995 by Stanford Baseball in memory of the late Jack Shepard, an All-American catcher who played for Stanford between 1951-53. Awarded annually to the player with the team's highest batting average that meets the minimum standards.

1995 A.J. Hinch (.366)	C
1996 A.J. Hinch (.381)	C
1997 Edmund Muth (.388)	OF
1998 John Gall (.381)	OF
1999 Joe Borchard (.372)	OF
2000 Chris O'Riordan (.366)	2B
2001 Ryan Garko (.368)	C
2002 Sam Fuld (.375)	OF
2003 Ryan Garko (.402)	C
2004 Jed Lowrie (.399)	2B
2005 Adam Sorgi (.322)	3B
2006 Chris Minaker (.364)	SS
2007 Adam Sorgi (.375)	2B
2008 Jason Castro (.376)	C
2009 Colin Walsh (.320)	2B


INDIVIDUAL HONORS




Jeff Austin, 1998 National Player of the Year



David McCarty, 1991 National Player of the Year



Kyle Peterson, Three-Time All-American



Mark Romanczuk, 2003 Freshman of the Year

▼ National Honors

National Players of the Year

1970	Steve Dunning, P	TSN
1991	David McCarty, 1B	BA
1998	Jeff Austin, P	BA

National Freshman of the Year

1985	Jack McDowell, P (co)	BA
1987	Paul Carey, OF	CB
1990	Jeffrey Hammonds, OF	CB/BA
1995	Kyle Peterson, P	CB/BA
2003	Mark Romanczuk, P	CB

Johnny Bench Award

(awarded to college's top catcher)

2003	Ryan Garko, C
------	---------------

National Coach of the Year

1985	Mark Marquess	TSN
1987	Mark Marquess	TSN/BA
1988	Mark Marquess	

West Region Coach of the Year

2001	Mark Marquess	ABCA
------	---------------	------

All-Americans (51)

1953	John Shepard, C	1st (ABCA)
1954	Warren Goodrich, SS	1st (ABCA)
1965	Pete Middlekauff, 1B	1st (ABCA)
1966	Jim Hibbs, C	1st (TSN)
1967	Mark Marquess, 1B	1st (ABCA)
1967	Mark Marquess, 1B	1st (TSN)
1967	Frank Duffy, SS	1st (TSN)
1970	Steve Dunning, P	1st (TSN)
1981	Mike Dotterer, OF	3rd (BA)
1982	Mike Dotterer, OF	2nd (BA)
1982	Eric Hardgrave, DH	2nd (BA)
1982	Mike Aldrete, 1B	3rd (BA)
1983	Eric Hardgrave, DH	1st (ABCA)
1985	Rick Lundblade, 1B	2nd (BA)
1985	Jeff Ballard, P	3rd (BA)
1986	Jack McDowell, P	2nd (BA)
1987	Jack McDowell, P	3rd (BA)
1988	Ed Sprague, 3B	2nd (BA)
1989	Paul Carey, OF	2nd (BA)
1990	Stan Spencer, P	1st (ABCA)
1990	Stan Spencer, P	1st (BA)
1990	Stan Spencer, P	1st (TSN)
1990	Jeffrey Hammonds, OF	1st (BA)
1990	Jeffrey Hammonds, OF	1st (TSN)
1990	Tim Griffin, 3B	2nd (BA)
1990	Paul Carey, OF	2nd (BA)
1991	David McCarty, 1B	1st (CB)
1991	Roger Burnett, SS	3rd (CB)
1992	Jeffrey Hammonds, OF	1st (BA)
1992	Jeffrey Hammonds, OF	1st (CB)
1994	A.J. Hinch, C	3rd (BA)
1994	Jason Middlebrook, P	3rd (CB)
1995	Kyle Peterson, P	1st (BA)
1995	Kyle Peterson, P	3rd (CB)

1995	A.J. Hinch, C	1st (BA)
1995	A.J. Hinch, C	1st (CB)
1995	Geoff Jenkins, OF	1st (CB)
1996	A.J. Hinch, C	1st (ABCA)
1996	A.J. Hinch, C	2nd (CB)
1996	A.J. Hinch, C	2nd (BA)
1997	Kyle Peterson, P	1st (BA)
1998	Jeff Austin, P	1st (BA)
1998	Jeff Austin, P	1st (TSN)
1999	Jason Young, P	1st (NCBWA)
1999	Jason Young, P	2nd (BA)
1999	Jason Young, P	2nd (CB)
2000	Justin Wayne, P	1st (BA)
2000	Justin Wayne, P	1st (CB)
2000	Justin Wayne, P	1st (ABCA)
2000	Justin Wayne, P	1st (TSN)
2000	Justin Wayne, P	1st (BW)
2000	Joe Borchard, OF	2nd (BA)
2000	Chris O'Riordan, 2B	2nd (BA)
2001	Chris O'Riordan, 2B	1st (NCBWA)
2001	Jeremy Guthrie, P	3rd (BA)
2002	Sam Fuld, OF	1st (BA)
2002	Sam Fuld, OF	3rd (CB)
2002	Sam Fuld, OF	3rd (NCBWA)
2002	Jeremy Guthrie, P	1st (BA)
2002	Jeremy Guthrie, P	1st (CB)
2002	Jeremy Guthrie, P	2nd (NCBWA)
2002	Carlos Quentin, OF	3rd (NCBWA)
2003	Ryan Garko, C	1st (ABCA)
2003	Ryan Garko, C	1st (BA)
2003	Ryan Garko, C	1st (CB)
2003	Ryan Garko, C	1st (BW)
2003	Carlos Quentin, OF	2nd (BA)
2003	John Hudgins, P	2nd (CB)
2003	John Hudgins, P	3rd (BA)
2004	Jed Lowrie, 2B	1st (ABCA)
2004	Jed Lowrie, 2B	1st (BA)
2004	Jed Lowrie, 2B	1st (CB)
2004	Jed Lowrie, 2B	1st (BW)
2004	Jed Lowrie, 2B	3rd (NCBWA)
2004	Danny Putnam, OF	1st (ABCA)
2004	Danny Putnam, OF	1st (BA)
2004	Mark Romanczuk, P	3rd (CB)
2005	Jed Lowrie, 2B	1st (BW)
2005	Jed Lowrie, 2B	3rd (ABCA)
2005	Jed Lowrie, 2B	3rd (NCBWA)
2006	Chris Minaker, SS	2nd (ABCA)
2006	Chris Minaker, OF	3rd (NCBWA)
2008	Jason Castro, C	3rd (ABCA)

Freshman All-Americans

1987	Paul Carey, OF	1st (BA)
1989	Roger Burnett, SS	2nd (BA)
1990	Jeffrey Hammonds, OF	1st (BA)
1990	Brian Sackinsky, P	2nd (BA)
1992	Dusty Allen, 1B	1st (BA)
1993	A.J. Hinch, C	1st (BA)
1994	Jason Middlebrook, P	1st (BA)

1995	Kyle Peterson, P	1st (CB)
1995	Kyle Peterson, P	1st (BA)
1995	Joe Kilburg, OF	HM (CB)
1996	Chad Hutchinson, P	1st (CB)
1996	Chad Hutchinson, P	1st (BA)
1996	Jeff Austin, P	1st (CB)
1996	Jeff Austin, P	1st (BA)
1996	Jody Gerut, OF	2nd (BA)
1996	Jody Gerut, OF	HM (CB)
1997	Edmund Muth, OF	1st (BA)
1997	John Gall, DH	2nd (BA)
1998	Justin Wayne, P	1st (CB)
1998	Justin Wayne, P	1st (BA)
1998	Joe Borchard, OF	1st (BA)
1998	Joe Borchard, DH/OF	HM (CB)
1999	Brian Sager, P	1st (CB)
1999	Brian Sager, P	1st (BA)
2001	Carlos Quentin, OF	1st (CB)
2001	Carlos Quentin, OF	1st (BW)
2001	Carlos Quentin, OF	1st (BA)
2001	Sam Fuld, OF	2nd (BA)
2003	Mark Romanczuk, P	1st (BA)
2003	Mark Romanczuk, P	1st (CB)
2003	Matt Manship, P	2nd (BA)
2003	Matt Manship, P	1st (CB)
2003	John Mayberry, Jr., 1B	1st (BA)
2003	John Mayberry, Jr., 1B	1st (CB)
2008	Drew Storen, P	1st (CB)

ABCA – American Baseball Coaches Association
 BA – Baseball America
 CB – Collegiate Baseball
 TSN – The Sporting News
 BW – Baseball/Sports Weekly
 NCBWA – National Collegiate Baseball Writer's Association



Ryan Garko

▼ Conference Honors

Pac-10 Player of the Year

1977*	Larry Reynolds, SS
1983*	Eric Hardgrave, DH
1985*	Rick Lundblade, 1B
1991*	David McCarty, 1B
1995	A.J. Hinch, C
1996	A.J. Hinch, C
2003	Ryan Garko, C (co)
2004	Jed Lowrie, 2B

* – South Division

Pac-10 Pitcher of the Year

1994*	Dan Reed, P
1995*	Kyle Peterson, P
1997*	Kyle Peterson, P
1998*	Jeff Austin, P
2000	Justin Wayne, P (co)
2002	Jeremy Guthrie, P
2003	John Hudgins, P

* – South Division

Pac-10 Freshman of the Year

2001	Carlos Quentin, OF
------	--------------------

Pac-10 Defensive Player of the Year

2009	Jake Schlander, SS
------	--------------------


Pac-10 Coach of the Year

1983*	Mark Marquess
1985*	Mark Marquess
1987*	Mark Marquess
1990*	Mark Marquess
1994*	Mark Marquess
1997*	Mark Marquess
1998*	Mark Marquess
1999	Mark Marquess
2003	Mark Marquess

* – South Division

All-Conference Selections

Year	Player	Pos.
1960	Jim Burk	3B
1960	Hal Schutzmann	OF
1962	Warren Newell	OF
1963	George Thacher	2B
1964	Jim Hibbs	C
1965	Bob Cox	OF
1965	Jim Hibbs	C
1965	Pete Middlekauff	1B



AJ Hinch




Stan Spencer


INDIVIDUAL HONORS




Joe Borchard, Two-Time All-American



Jason Middlebrook, 1994 All-American



Justin Wayne, 2000 All-American and Pac-10 co-Pitcher of the Year



Jed Lowrie, Two-time All-American and 2004 Pac-10 Player of the Year

1965	Daro Quiring	P
1966	Frank Duffy	SS
1966	Steve Hovley	OF
1967	Frank Duffy	SS
1967	Mark Marquess	1B
1967	Michael Schomaker	C
1967	Sandy Vance	P
1968	Bob Boone	3B/P
1968	Bob Gallagher	OF
1968	Mark Marquess	1B
1968	Harvey Shank	P
1969	Bob Boone	3B/P
1969	Phil Keller	P
1970	Steve Dunning	C
1970	Bob Reece	C
1971	Rodney Boone	OF
1971	Al O'Brien	UT
1972	Bob DiPietro	P
1972	Dave Edson	2B
1972	Mike Nelson	1B
1972	Tom Williams	OF
1973	Dave Baker	UT
1973	Bob DiPietro	P
1973	Bob Hampton	OF
1974	Steve Davis	UT
1974	Mike Lucich	1B
1974	Bruce Robinson	OF
1974	Mike Williamson	P
1975	Steve Davis	SS
1975	Bob Hampton	OF
1975	Gary Pitchford	3B
1976	Pepe Hinojosa	OF
1977	Pepe Hinojosa	UT
1977	Larry Reynolds	SS
1978	Todd Ervin	2B
1978	Tom Guardino	1B
1978	Randy Wong	OF
1979	Paul Zuvella	2B
1980	Bill Worden	C
1980	Paul Zuvella	2B
1981	Dave Meier	INF
1981	Mike Toothman	OF
1981	Bill Worden	C
1982	Bob DeCosta	INF
1982	Mike Dotterer	OF
1982	Bob Hausladen	C
1982	Brian Mignano	P
1983	Mike Aldrete	1B
1983	Jeff Ballard	P
1983	Eric Hardgrave	DH
1983	Vince Sakowski	3B
1984	John Radtke	P
1984	John Verducci	SS
1985	Jeff Ballard	P
1985	Mark Davis	OF
1985	Rick Lundblade	1B
1985	Pete Stanicek	2B

1985	John Verducci	SS
1986	Toi Cook	OF
1986	Jack McDowell	P
1986	John Ramos	C
1987	Ruben Amaro, Jr.	OF
1987	Steve Chitren	P
1987	Jack McDowell	P
1987	Ed Sprague	3B
1988	Troy Paulsen	SS
1988	Ed Sprague	3B
1989	Paul Carey	OF
1989	Steve Chitren	P
1990	Paul Carey	OF
1990	Tim Griffin	INF
1990	Jeffrey Hammonds	OF
1990	Troy Paulsen	INF
1990	Stan Spencer	P
1991	Roger Burnett	SS
1991	Scott Weiss	P
1991	David McCarty (hm)	1B
1992	Willie Adams	P
1992	Jeffrey Hammonds	OF
1992	Chris Kemper	INF
1992	Steve Solomon (hm)	OF
1993	Andrew Lorraine	2B
1994	Jed Hansen	P
1994	A.J. Hinch	C
1994	Jason Middlebrook	P
1994	Nate Olmstead	DH
1994	Dan Reed (hm)	P
1995	Cale Carter	OF
1995	Steve Carver	1B
1995	A.J. Hinch (hm)	C
1995	Kyle Peterson (hm)	P
1996	Brian Dallimore	2B
1996	A.J. Hinch	C
1996	Joe Kilburg	OF
1996	Kyle Peterson	P
1997	Jody Gerut	OF
1997	Edmund Muth	OF
1997	Jon Schaeffer	C
1997	Kyle Peterson (hm)	P
1998	John Gall	1B
1998	Jody Gerut	OF
1998	Jay Pecci	SS
1999	Joe Borchard	OF
1999	John Gall	1B
1999	Josh Hochgesang	3B
1999	Jason Young	P
2000	Joe Borchard	OF
2000	John Gall	3B
2000	Edmund Muth	OF
2000	Justin Wayne	P
2001	Sam Fuld	OF
2001	Chris O'Riordan	2B
2001	Carlos Quentin	OF
2002	Jason Cooper	UT

2002	Sam Fuld	OF
2002	Ryan Garko	C
2002	Chris O'Riordan	2B
2002	Carlos Quentin	OF
2002	Jeremy Guthrie (hm)	P
2003	Sam Fuld	OF
2003	Danny Putnam	OF
2003	Carlos Quentin	OF
2003	Mark Romanczuk	P
2003	Ryan Garko (hm)	C
2003	John Hudgins (hm)	P
2004	Jonny Ash	3B
2004	Brian Hall	OF
2004	Donny Lucy	C
2004	John Mayberry, Jr.	1B
2004	David O'Hagan	P
2004	Danny Putnam	OF
2004	Mark Romanczuk	P
2004	Jed Lowrie (hm)	2B
2005	Jeff Gilmore	P
2005	Jed Lowrie	2B
2005	John Mayberry, Jr.	1B
2006	Chris Minaker	SS
2007	Sean Rattliff	OF
2007	Adam Sorgi	2B
2007	Michael Taylor	OF
2008	Jason Castro	C
2008	Erik Davis	P
2008	Randy Molina	1B
2008	Cord Phelps	2B
2008	Sean Rattliff	OF/P
2008	Drew Storen	P
2008	Brent Milleville (hm)	UT
2008	Austin Yount (hm)	P/3B
2009	Kellen Kilsgaard	OF
2009	Drew Storen	P
2009	Joey August (hm)	OF
2009	Max Fearnow (hm)	P
2009	Toby Gerhart (hm)	OF
2009	Brent Milleville (hm)	1B
2009	Brett Mooneyham (hm)	P
2009	Colin Walsh (hm)	2B

Pac-10 (1999-2008); Pac-10 Southern Division (1977-98); Pac-8 (1967-75); California Intercollegiate Baseball Association (1960-66, '76)


▼ College World Series Honors

College World Series Most Outstanding Player

Year	Player	Pos.
1987	Paul Carey	OF
1988	Lee Plemel	P
2003	John Hudgins	P

All-College World Series


Year	Player	Pos.
1967	Mark Marquess	1B
1967	Dick Swan	2B
1987	Paul Carey	OF
1987	David Esquer	SS
1987	Mark Machtolf	DH
1988	Lee Plemel	P
1988	Doug Robbins	C
1988	Ron Witmeyer	1B
1990	Jeffrey Hammonds	OF
1990	Troy Paulsen	2B
1997	Jeff Austin	P
1999	John Gall	1B
2000	Joe Borchard	OF
2000	Edmund Muth	OF
2000	Craig Thompson	1B
2001	Jeff Bruksch	P
2001	Sam Fuld	OF
2001	Ryan Garko	C
2002	Sam Fuld	OF
2003	Jonny Ash	3B
2003	Ryan Garko	C
2003	John Hudgins	P
2003	Danny Putnam	OF
2003	Carlos Quentin	OF
2008	Jason Castro	C



John Hudgins, 2003 CWS Most Outstanding Player



Lee Plemel, 1988 CWS Most Outstanding Player



Paul Carey, 1987 CWS Most Outstanding Player



Sam Fuld, Two-time All CWS selection

MAJOR LEAGUE HONORS

▼ Stanford Baseball in the Playoffs



Eric Bruntlett with the 2008 World Series championship trophy.

World Series

Series (17)	Team	Round	Year
Tillie Shafer	NY Giants	WS	1912
Tillie Shafer	NY Giants	WS	1913
Bobby Brown	Yankees	WS	1947*
Bobby Brown	Yankees	WS	1949*
Bobby Brown	Yankees	WS	1950*
Bobby Brown	Yankees	WS	1951*
Chuck Essegian	Dodgers	WS	1959*
Jim Lonborg	Red Sox	WS	1967
Bob Boone	Phillies	WS	1980*
Ed Sprague	Blue Jays	WS	1992*
Ed Sprague	Blue Jays	WS	1993*
Ruben Amaro, Jr.	Indians	WS	1995*
Mike Aldrete	Yankees	WS	1996*
Mike Mussina	Yankees	WS	2001
Rick Helling	Marlins	WS	2003*
Eric Bruntlett	Phillies	WS	2008*
Eric Bruntlett	Phillies	WS	2009

Since Tillie Shafer in 1912 and 1913 with the New York Giants, 16 former players have appeared in the Fall Classic, winning a combined 12 rings. Former Yankee Bobby Brown won four titles with the Yankees in the 1940s and 1950s, while Ed Sprague won back-to-back titles with the Blue Jays in the 1990s. (*World Series Champion)


▼ Award Winners

All-Star Games

Jim Lonborg	1967
Bob Boone	1976
Bob Boone	1978
Bob Boone	1979
Bob Boone	1983
Ed Sprague	1991
Jack McDowell	1991
Jack McDowell	1992
Mike Mussina	1992
Jack McDowell	1993
Mike Mussina	1993
Mike Mussina	1994
Mike Mussina	1997
Mike Mussina	1998
Carlos Quentin	2008

Gold Gloves

Bob Boone-C	1978
Bob Boone-C	1979
Bob Boone-C	1982
Bob Boone-C	1986
Bob Boone-C	1987
Bob Boone-C	1988
Bob Boone-C	1989
Mike Mussina-P	1996
Mike Mussina-P	1997
Mike Mussina-P	1998
Mike Mussina-P	1999
Mike Mussina-P	2001
Mike Mussina-P	2003
Mike Mussina-P	2008



Championship Series

Series (32)	Team	Round	Year
Frank Duffy	Giants	NLCS	1971
Bob Boone	Phillies	NLCS	1976
Jim Lonborg	Phillies	NLCS	1976
Jim Lonborg	Phillies	NLCS	1977
Bob Boone	Phillies	NLCS	1977
Dave Frost	Angels	ALCS	1979
Bob Boone	Phillies	NLCS	1980
Bob Boone	Angels	ALCS	1982
Bob Boone	Angels	ALCS	1988
Mike Aldrete	Giants	NLCS	1987
Steve Buechele	Pirates	NLCS	1991
Ed Sprague	Blue Jays	ALCS	1992
Ed Sprague	Blue Jays	ALCS	1993
Jack McDowell	White Sox	ALCS	1993
Ruben Amaro, Jr.	Indians	ALCS	1995
Mike Mussina	Orioles	ALDS	1996
Mike Mussina	Orioles	ALCS	1996
Mike Aldrete	Yankees	ALCS	1996
Mike Mussina	Orioles	ALCS	1997
Jeffrey Hammonds	Indians	ALCS	1997
Mike Mussina	Yankees	ALCS	2002
Rick Helling	Marlins	NLCS	2003
David McCarty	Red Sox	ALCS	2003
Mike Mussina	Yankees	ALCS	2003
Mike Mussina	Yankees	ALCS	2003
Mike Mussina	Yankees	ALCS	2001
Eric Bruntlett	Astros	NLCS	2004
Eric Bruntlett	Astros	NLCS	2005
Mike Mussina	Yankees	ALCS	2004
Ryan Garko	Indians	ALCS	2007
Eric Bruntlett	Phillies	NLCS	2008
Eric Bruntlett	Phillies	NLCS	2009

Stanford has watched 32 players appear in a League Championship game, since the format was adopted in 1969. Mike Mussina appeared in eight series for the Orioles and Yankees, Bob Boone and Eric Bruntlett appeared four times.

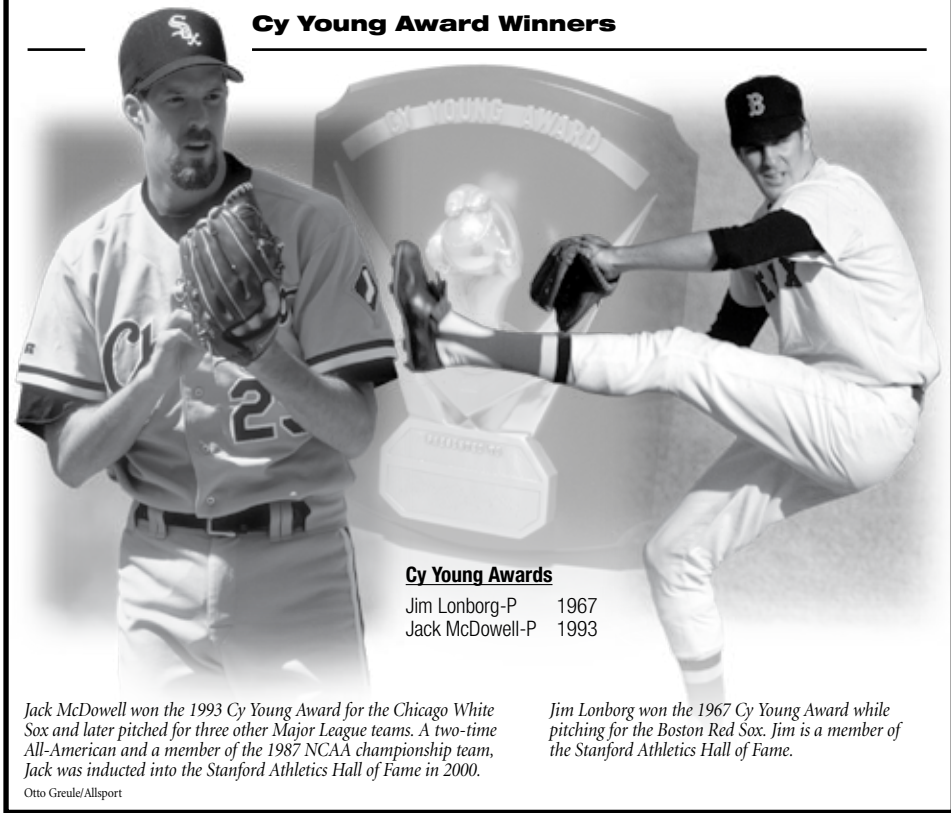
Divisional Series

Series (26)	Team	Round	Year
Bob Boone	Angels	ALDS	1981
Jack McDowell	Yankees	ALDS	1995
Jack McDowell	Indians	ALDS	1996
Brian Johnson	Padres	NLDS	1996
Mike Mussina	Orioles	ALDS	1997
Brian Johnson	Padres	NLDS	1997
Jeffrey Hammonds	Indians	ALDS	1997
Rick Helling	Rangers	ALDS	1998
Rick Helling	Rangers	ALDS	1999
Ed Sprague	Mariners	ALDS	2001
Mike Mussina	Yankees	ALDS	2001
Mike Mussina	Yankees	ALDS	2002
Rick Helling	Marlins	NLDS	2002
Rick Helling	Marlins	NLDS	2003
Jeffrey Hammonds	Marlins	NLDS	2003
Mike Mussina	Yankees	ALDS	2003
Eric Bruntlett	Astros	NLDS	2004
Eric Bruntlett	Astros	NLDS	2005
Mike Mussina	Yankees	ALDS	2004
Mike Mussina	Yankees	ALDS	2005
John Gall	Cardinals	NLDS	2005
Mike Mussina	Yankees	ALDS	2006
Mike Mussina	Yankees	ALDS	2007
Ryan Garko	Indians	ALDS	2007
Eric Bruntlett	Phillies	NLDS	2008
Jed Lowrie	Red Sox	ALDS	2009



Rick Helling appeared in four post-seasons with the Florida Marlins and Texas Rangers, winning the World Series with the Marlins in 2003.

Cy Young Award Winners



Cy Young Awards

Jim Lonborg-P	1967
Jack McDowell-P	1993

Jack McDowell won the 1993 Cy Young Award for the Chicago White Sox and later pitched for three other Major League teams. A two-time All-American and a member of the 1987 NCAA championship team, Jack was inducted into the Stanford Athletics Hall of Fame in 2000.

Otto Greule/Allsport

Jim Lonborg won the 1967 Cy Young Award while pitching for the Boston Red Sox. Jim is a member of the Stanford Athletics Hall of Fame.



S



MIKE MUSSINA

“IT WAS A GREAT PLEASURE PLAYING AGAINST, AND EVEN MORE SO, WITH MIKE MUSSINA SINCE I ENTERED THE LEAGUE IN 1995. HE WAS A TRUE PROFESSIONAL BOTH ON AND OFF THE FIELD. MOOSE’S ACCOMPLISHMENTS IN THE GAME OVER THE LAST 18 YEARS REPRESENT A HALL OF FAME PLAYER.”

- NEW YORK YANKEES CAPTAIN DEREK JETER

Right-handed pitcher Mike Mussina, who helped pitch Stanford to the 1988 College World Series title, officially announced his retirement in November following a stellar 18-year Major League Baseball career that spanned from 1991-2008.

Originally the 20th overall pick by Baltimore in the 1990 draft, Mussina was in the majors by July 31, 1991 and pitched for the Orioles (1991-2000) and New York Yankees (2001-08).

Some of the many highlights of “Moose’s” Major League career included:

- A career record of 270-153 with a 3.68 ERA and 2,813 strikeouts in 537 games (536 starts)
- 32nd on Major League Baseball’s all-time wins list and 19th for strikeouts
- .638 career winning percentage is sixth-best all-time among Major Leaguers with at least 500 career starts
- One of only 18 pitchers ever to post a career record of at least 115 games over .500 (117)
- Five-time American League All-Star and seven-time Rawlings Gold Glove Award winner
- One of only five Major League pitchers ever with 17-consecutive seasons of 10 or more wins (1992-2008)
- Only pitcher in American League history to make at least 24 starts in 17-straight campaigns (1992-2008)
- One of two Major League pitchers since 1900 to own a career record of at least 50 games over .500 with two different teams (51 games over with the Yankees and 66 games over with the Orioles)
- Led all American League pitchers in wins from 2001-08, going 123-72 with a 3.88 ERA during his Yankees career
- Ranks second in Baltimore Orioles franchise history for strikeouts (1,535) and winning percentage (.645, 147-81), third in wins, fifth in starts (288) and sixth in innings pitched (2,099.2)
- Went 20-9 with a 3.37 ERA in 2008 to become the oldest pitcher ever (39) to win 20 games for the first time

Mussina was also one of the premier pitchers in college baseball during his time on The Farm:

- 25-12 record with a 3.89 ERA in 49 games (47 starts) from 1988-90
- Freshman All-American during Stanford’s 1988 national championship season (9-4 with 4.44 ERA in 21 games)
- Went 14-5 with a 3.50 ERA in 1990 – the second-most wins in Stanford history

All Major League stats and historical rankings courtesy of the Elias Sports Bureau

STANFORD IN THE DRAFT



John Mayberry, Jr., a 2005 draftee by the Rangers is now playing in the majors with the National League champion Philadelphia Phillies.



Chris Carter, drafted by the Diamondbacks in 2004, now plays with the Boston Red Sox.

▼ Professional Players Prior to 1965

Year	Player	POS	Team	High Level
1904x	Charlie Swindells	C	Cardinals	MLB
1908x	Bill McGilvray	—	Giants	MLB
1909x	Tillie Shafer	UT	Giants	MLB
1916x	Zeb Terry	IF	4 teams	MLB
1917x	Johnny Couch	RHP	—	MLB
1926x	Ernie Nevers	RHP	Browns	MLB
1933x	Bert Delmas	2B	Dodgers	MLB
1936x	Robert Hampton	OF	Red Sox	NA
1946x	Bobby Brown	3B	Yankees	MLB
1946x	Jack Miller	—	Brooklyn Dodgers	NA
1949x	Lloyd Merriman	SS	Cubs/White Sox/Reds	MLB
1952x	Roger Osenbaugh	RHP	Ind. (Sacramento)	Indep.
1953x	Jack Shepard	C	Pirates	MLB
1953x	Bob Murphy	RHP	Ind. (Oakland)	Indep.
1953x	Darin Naatjes	RHP	Ind. (Oakland)	Indep.
1954x	Donald DeLong	LHP	—	NA
1954x	Michael Acker	RHP	—	NA
1954x	Phillip Page	LHP	—	NA
1954x	Warren Goodrich	SS	Pirates	NA
1955x	Ray Swarts	3B	Pirates	NA
1955x	Richard Scramaglia	2B	—	NA
1956x	Dave Melton	OF	Athletics	MLB
1958x	Chuck Essegian	OF	6 teams	MLB
1960x	Doug Camilli	C	Dodgers/Senators	MLB
1964x	Bill Wakefield	RHP	Mets	MLB
1964x	Darrell Sutherland	RHP	Indians/Mets	MLB
1964	Jim Lonborg	RHP	Red Sox	MLB


▼ Drafted and Professional Cardinal Players

Year	Player	POS	Team	Round	Rd Info	Overall	High Level
1965	Daro Quiring	RHP	Dodgers	21		423	NA
1965	Robert Cox	OF	Cardinals	37		669	NA
1966	Jim Hibbs	C	Dodgers	3	1sc	50	MLB
1966	Peter Middlekauff	1B	Twins	6	6sc	93	NA
1966	Steve Hovley	OF	Angels	35		665	MLB
1967	Frank Duffy	SS	Reds	1	6sc	6	MLB
1967	Peter Hamm	RHP	Twins	9	6sc	156	MLB
1968	Sandy Vance	RHP	Dodgers	2	6sc	33	MLB
1968	Michael Schomaker	OF	Phillies	5	1sc	88	NA
1968	Harvey Shank	RHP	Angels	10		216	MLB
1968	Don Rose	RHP	Mets	11		229	MLB
1968	Bob Gallagher	OF	Dodgers	17		377	MLB
1969	Bob Boone	3B	Phillies	6		126	MLB
1969	Ronald Shotts	OF	Twins	10	1rg	169	NA
1969	Mark Marquess	1B	White Sox	25		579	AAA
1969	Jack Hodges	OF	Royals	—		—	NA
1969	Rodney Poteete	RHP	Dodgers	—		—	NA


Year	Player	POS	Team	Round	Rd Info	Overall	High Level
1970	Steve Dunning	RHP	Indians	1		2	MLB
1970	Phil Keller	RHP	Dodgers	20		472	NA
1970	Sandy Swanson	—	Dodgers	—		—	NA
1972	Mike Nelson	OF	Twins	15		344	NA
1972	Tom Changnon	LHP	Astros	21		487	NA
1972	Bob Kammeyer	RHP	Yankees	21		492	MLB
1972	Rod Boone	OF	Royals	35		728	NA
1973	Dan Shaw	RHP	Padres	1	1sc	13	NA
1973	Ken Nelson	OF	Angels	7	1sc	93	NA
1973	Glen Johnson	C	Padres	17		388	NA
1973	Nicholas Peterson	LHP	Rangers	27		595	NA
1973	Michael Higgins	—	Dodgers	—		—	NA
1974	Bob DiPietro	LHP	Pirates	1	1sc	2	NA
1974	Dave Frost	RHP	White Sox	18		413	MLB
1974	Mark Lucich	1B	Reds	—		—	NA
1975	Bruce Robinson	C	Athletics	1		21	MLB
1975	Dave Baker	C	Phillies	6		132	NA
1975	Bob Hampton	OF	Red Sox	8		183	NA
1975	Al Arthur	RHP	Twins	37		679	NA
1976	Steve Davis	SS	Cubs	14		319	MLB
1976	Mike Williamson	RHP	Rangers	21		492	NA
1977	John Yandle	LHP	Padres	11		268	AAA
1978	David Perez	SS	Expos	8		191	A
1978	Rob Irwin	LHP	Blue Jays	15		366	NA
1978	Todd Ervin	2B	Tigers	17		428	AA
1978	Bob Reece	C	Expos	FA		—	MLB
1979	Larry Reynolds	SS	Rangers	4		95	AA
1979	Mike Codiroli	OF	Mariners	12		287	A
1979	Brian Harrison	RHP	Mariners	21		521	AA
1979	Phil Wilson	C	Indians	FA		—	AAA
1980	Paul Zuvella	2B	Braves	15		366	MLB
1980	Larry Kuhn	RHP	Yankees	FA		—	A
1981	John Elway	OF	Yankees	2		52	A
1981	Dave Meier	SS	Twins	5		114	MLB
1981	Bill Worden	C	Angels	19		470	AA
1981	Paul Grame	RHP	Padres	33		786	A
1982	Steve Buechele	2B	Rangers	5		122	MLB
1982	Bob DeCosta	SS	Twins	6		136	A
1982	Brian Mignano	RHP	Brewers	9		235	A
1982	Mike Toothman	OF	White Sox	13		328	A
1982	Bob Hausladen	C	Rangers	18		460	A
1983	Eric Hardgrave	1B	Padres	6		142	AA
1983	Mike Aldrete	1B	Giants	7		174	MLB
1983	Vince Sakowski	3B	Rangers	20		498	A
1983	Mike Dotterer	OF	Yankees	30		733	NA
1984	Darryl Stephens	OF	Tigers	2	6sc	35	AA
1984	John Radtke	RHP	Royals	10		252	AA
1984	Steve Cottrell	RHP	Giants	14		349	A
1984	Lyle Smith	C	Braves	23		589	R
1984	Greg Lorenzetti	OF	Blue Jays	27		672	R
1985	John Verducci	SS	Giants	5		108	AAA
1985	Rick Lundblade	1B	Phillies	6		148	AAA
1985	Jeff Ballard	LHP	Orioles	7		177	MLB
1985	Pete Stanicek	2B	Orioles	9		229	MLB
1986	John Ramos	C	Yankees	5		132	MLB
1986	Walt Harris	OF	Orioles	12		305	AAA
1986	Mark Davis	OF	White Sox	12		309	MLB
1986	Kevin Kunkel	RHP	Athletics	17		431	A
1987	Jack McDowell	RHP	White Sox	1		5	MLB
1987	Ruben Amaro	OF	Angels	11		291	MLB
1987	Al Osuna	LHP	Astros	16		418	MLB
1987	Rob Wassenaar	RHP	Angels	21		551	AAA
1987	David Esquer	SS	Orioles	31		793	A
1987	Toi Cook	OF	Twins	38		960	NA
1987	Dave Reis	RHP	Braves	FA		—	A
1988	Ed Sprague	3B	Blue Jays	1		25	MLB
1988	Lee Plemel	RHP	Cardinals	5		132	A
1988	Ron Witmeyer	1B	Athletics	7		177	MLB
1988	Doug Robbins	C	Orioles	10		243	AAA
1988	Jim Price	RHP	Mariners	25		643	NA
1989	Steve Chitren	RHP	Athletics	6		166	MLB
1989	Frank Carey	2B	Giants	8		206	AA
1989	Brian Johnson	3B	Yankees	16		415	MLB
1989	Brian Keyser	RHP	White Sox	19		485	MLB
1989	Jack Hollis	OF	Reds	25		654	A
1989	Mark Carper	RHP	Orioles	FA		—	AAA
1990	Mike Mussina	RHP	Orioles	1		20	MLB
1990	Stan Spencer	RHP	Nationals	1 s		35	MLB
1990	Paul Carey	OF	Ind. (Miami)	FA		—	MLB

STANFORD IN THE DRAFT

Year	Player	POS	Team	Round	Rd Info	Overall	High Level
1990	Tim Griffin	3B	Dodgers	15		407	A
1990	Troy Paulsen	SS	Phillies	39		1026	AA
1990	Rob Kamerschen	RHP	Phillies	—		—	R
1991	David McCarty	1B	Twins	1		3	MLB
1991	Scott Weiss	RHP	Cubs	10		267	AA
1991	Jeff Light	C	Athletics	13		359	R
1991	Roger Burnett	SS	Yankees	19		490	AA
1991	Troy Tallman	C	Orioles	19		498	A
1991	John Reid	RHP	Tigers	26		686	A
1992	Jeffrey Hammonds	OF	Orioles	1		4	MLB
1992	Rick Helling	RHP	Rangers	1		22	MLB
1992	Brian Sackinsky	RHP	Orioles	2		42	MLB
1992	John Lynch	RHP	Marlins	2		66	A
1992	Tim Moore	RHP	WhiteSox	5		148	AA
1992	Jamie Sepeda	RHP	Phillies	6		165	AAA
1992	Steve Solomon	OF	Phillies	7		193	AA
1992	David Cornell	OF	Royals	17		470	A
1992	Steve Worrell	LHP	WhiteSox	18		512	AAA
1992	Mark Skeels	C	Marlins	18		516	A
1992	Aaron Dolarque	RHP	Royals	32		890	AAA
1993	Willie Adams	RHP	Athletics	1s		36	MLB
1993	Andrew Lorraine	LHP	Angels	4		103	MLB
1993	Greg Mix	RHP	Marlins	21		603	AAA
1993	Troy Tallman	C	Orioles	FA		—	A
1993	Ryan Turner	OF	Rockies	FA		—	AA
1994	Jed Hansen	2B	Royals	2		50	MLB
1994	Todd LaRocca	RHP	Orioles	5		139	A
1994	Matt Marengi	RHP	Orioles	27		755	A
1994	Nate Olmstead	INF/OF	Angels	FA		—	A
1995	Steve Carver	3B	Phillies	4		101	AAA
1995	Mike Robbins	LHP	Royals	9		246	A
1995	Dan Reed	LHP	Orioles	21		584	A
1995	Dusty Allen	OF	Padres	30		817	MLB
1995	Todd Bartels	RHP	Twins	31		856	A
1996	A.J. Hinch	C	Athletics	3		75	MLB
1996	J.D. Brammer	RHP	Indians	4		123	AAA
1996	Jason Middlebrook	RHP	Padres	9		260	MLB
1996	Brian Dallimore	2B	Astros	9		264	MLB
1996	Troy Kent	SS	Indians	14		423	A
1996	Tom Reimers	RHP	WhiteSox	15		437	A
1996	Eric Sees	SS	Royals	15		439	A
1996	Mario Iglesias	RHP	WhiteSox	20		587	AAA
1996	Cale Carter	OF	Angels	20		595	AA
1996	Brandon Sullivan	RHP	Padres	26		770	AAA
1996	Sean Flikke	OF	Ind. (Reno)	FA		—	Indep
1997	Kyle Peterson	RHP	Brewers	1		13	MLB
1997	Jon Schaeffer	C	Twins	9		273	AA
1997	Joe Kilburg	2B	Indians	10		321	AAA
1997	Luke Quaccia	1B	Cardinals	27		824	A
1997	Chris Clark	OF	Pirates	37		1112	AA
1998	Jeff Austin	RHP	Royals	1		4	MLB
1998	Chad Hutchinson	RHP	Cardinals	2		48	MLB
1998	Jody Gerut	OF	Rockies	2		71	MLB*
1998	Brent Hoard	LHP	Twins	3		79	AAA
1998	Tony Schragger	2B	Cubs	6		166	AAA
1998	Jay Pecci	SS	Athletics	11		315	AAA*
1998	Justin Dunning	RHP	Mariners	12		365	AA
1999	Josh Hochgesang	3B	Athletics	7		213	AA
1999	Tony Cogan	LHP	Royals	12		361	MLB*
1999	Jeff Rizzo	3B	Padres	35		1072	R
2000	Justin Wayne	RHP	Nationals	1		5	MLB
2000	Joe Borchard	OF	WhiteSox	1		12	MLB*
2000	Jason Young	RHP	Rockies	2		47	MLB
2000	Edmund Muth	OF	Rockies	7		197	A
2000	Eric Bruntlett	SS	Astros	9		277	MLB*
2000	John Gall	1B	Cardinals	11		323	MLB*
2000	Craig Thompson	1B	Padres	23		679	A
2001	Mike Gosling	LHP	Dbacks	2		66	MLB*
2001	Jeff Bruksch	RHP	Athletics	5		161	AAA
2001	Jason Van Meentren	OF	Mariners	13		399	A
2001	Mike Wodnicki	RHP	Cardinals	16		494	AA
2001	Damien Alvarado	C	Mariners	FA		—	AAA
2002	Jeremy Guthrie	RHP	Indians	1		22	MLB*
2002	Jason Cooper	OF	Indians	3		82	AAA*
2002	Chris O'Riordan	2B	Rangers	8		232	AA
2002	Andy Topham	SS	Astros	9		281	A
2002	Darin Naatjes	RHP	Phillies	14		419	A
2002	Tim Cunningham	LHP	Braves	23		695	A
2002	Scott Dragicevich	SS	Blue Jays	36		1076	AAA



Sam Fuld came up through the Cubs organization after being drafted in 2004.



John Hester made his Major League debut with the Diamondbacks in 2009.

Year	Player	POS	Team	Round	Rd Info	Overall	High Level
2003	Carlos Quentin	OF	Dbacks	1		29	MLB*
2003	John Hudgins	RHP	Rangers	3		76	AAA*
2003	Ryan Garko	C	Indians	3		78	MLB*
2003	Timothy Cunningham	LHP	Rangers	9		256	A
2003	Ryan McCally	RHP	Rays	23		668	A
2004	Danny Putnam	OF	Athletics	1s		36	MLB*
2004	Donny Lucy	C	WhiteSox	2		59	MLB*
2004	Mark Jecmen	RHP	Indians	7		197	A
2004	David O'Hagan	RHP	Padres	9		252	A
2004	Brian Hall	2B	Blue Jays	10		297	A
2004	Sam Fuld	OF	Cubs	10		306	MLB*
2004	Johnny Ash	2B	Astros	11		334	AAA
2004	Chris Carter	1B	Dbacks	17		506	MLB*
2004	Andrew Ehrlich	RHP	RedSox	30		905	AA
2004	Dan Rich	LHP	Indians	FA		—	A
2004	Tobin Swope	INF	Rangers	FA		—	A
2004	Drew Ehrlich	RHP	Red Sox	FA		—	AA
2005	John Mayberry	OF	Rangers	1		19	MLB*
2005	Jed Lowrie	2B	RedSox	1s		45	MLB*
2005	Mark Romanczuk	LHP	Dbacks	4		111	A
2005	Peter Duda	RHP	Dbacks	20		591	A
2005	Jeff Gilmore	RHP	Mariners	31		923	A
2006	Greg Reynolds	RHP	Rockies	1		2	MLB*
2006	Chris Minaker	SS	Mariners	10		291	AA*
2006	John Hester	C	Dbacks	13		387	MLB*
2006	Blake Holler	LHP	Angels	13		402	A
2006	Matthew Manship	RHP	Athletics	29		878	A
2006	Chris Lewis	2B	Angels	32		972	Indep
2006	Jim Rapoport	OF	Cardinals	35		1066	AA*
2007	Nolan Gallagher	RHP	Mariners	4		135	A
2007	Michael Taylor	OF	Phillies	5		173	AAA*
2007	Adam Sorgi	2B	Phillies	21		653	A
2007	Brian Juhl	C	Indians	35		1063	A
2008	Jason Castro	C	Astros	1		10	A*
2008	Jeremy Bleich	LHP	Yankees	1s		44	AA*
2008	Cord Phelps	2B	Indians	3		107	A*
2008	Sean Ratliff	OF	Mets	4		134	A*
2008	Austin Yount	3B	Dodgers	12		367	R*
2008	Erik Davis	RHP	Padres	13		405	A*
2008	Randy Molina	1B	Mariners	42		1272	R
2009	Drew Storen	RHP	Nationals	1s		10	AA*
2009	Brandt Walker	RHP	Astros	8		250	A*
2009	Jeffrey Inman	RHP	Pirates	12		354	A*
2009	Joey August	OF	Mets	20		613	A*
2009	Wande Olabisi	LF	Padres	30		893	R*

* - active professional player; Ind. - Independent team (city)

MAJOR LEAGUERS



Jeremy Guthrie was a 10-game winner in 2008, while posting a career-best 3.63 ERA for the Baltimore Orioles.



Jed Lowrie had a solid rookie season for the Boston Red Sox in 2008, which he capped by delivering the ALDS-winning hit.



Carlos Quentin ranked second in the American League with 36 home runs for the Chicago White Sox in 2008.



Mike Gosling is a veteran lefty with the Cleveland Indians.

▼ List of Major Leaguers All-Time From Stanford (83)

Player	Pos.	Stanford	Debut	Teams
Charlie Swindells	C	1898-99	09/07/1904	St. Louis Cardinals (1904)
Bill McGilvray	—	1902	04/17/1908	Cincinnati Reds (1908)
Tillie Shafer	INF/OF	--	04/24/1909	New York Giants (1909-13)
Zeb Terry	INF	1911-14	04/12/1916	Boston Braves (1918) Chicago Cubs (1920-22) Chicago White Sox (1916-17) Pittsburgh Pirates (1919)
Johnny Couch	RHP	1912	04/11/1917	Cincinnati Reds (1922-23) Detroit Tigers (1917) Philadelphia Phillies (1923-25)
Ernie Nevers	RHP	1924-25	05/04/1928	St. Louis Browns (1926-28)
Bert Delmas	2B	1931-33	09/10/1933	Brooklyn Dodgers (1933)
Bobby Brown	3B	1943	09/22/1946	New York Yankees (1946-54)
Lloyd Merriman	OF	1943-47	04/24/1949	Chicago Cubs (1955) Chicago White Sox (1955) Cincinnati Reds (1954, '49-51)
Jack Shepard	C	1951-53	06/19/1953	Pittsburgh Pirates (1953-56)
Dave Melton	OF	1948-50	04/17/1956	Kansas City Athletics (1958, '56)
Chuck Essegian	OF	1951-53	04/15/1958	Baltimore Orioles (1961) Cleveland Indians (1961-62) Kansas City Athletics (1963, '61) Los Angeles Dodgers (1959-60) Philadelphia Phillies (1958) St. Louis Cardinals (1959)
Doug Camilli	C	1956	09/25/1960	Los Angeles Dodgers (1960-64) Washington Senators (1965-69)
Bill Wakefield	RHP	--	04/18/1964	New York Mets (1964)
Darrell Sutherland*	RHP	1961-63	06/28/1964	Cleveland Indians (1968) New York Mets (1964-66)
Jim Lonborg	RHP	1962-63	04/23/1965	Boston Red Sox (1965-71) Milwaukee Brewers (1972) Philadelphia Phillies (1973-79)
Jim Hibbs	C	1964-66	04/12/1967	California Angels (1967)
Steve Hovley	OF	1965-66	06/26/1969	Kansas City Royals (1972-73) Milwaukee Brewers (1970) Seattle Pilots (1969) Oakland A's (1970-71)
Sandy Vance	RHP	1967-68	04/26/1970	Los Angeles Dodgers (1970-71)
Harvey Shank	RHP	1967-68	05/16/1970	California Angels (1970)
Steve Dunning	RHP	1969-70	06/14/1970	Cleveland Indians (1970-73) Texas Rangers (1973-74) California Angels (1976) Montreal Expos (1976) Oakland Athletics (1977)

Player	Pos.	Stanford	Debut	Teams
Peter Hamm	RHP	1967	07/29/1970	Minnesota Twins (1970-71)
Frank Duffy	INF	1966-67	09/04/1970	Cincinnati Reds (1970-71) San Francisco Giants (1971) Cleveland Indians (1972-77) Boston Red Sox (1978-79)
Don Rose	RHP	1967-68	09/15/1971	New York Mets (1971) California Angels (1972) San Francisco Giants (1974)
Bob Gallagher	OF	1967-68	05/17/1972	New York Mets (1975)
Bob Boone	C	1967-71	09/10/1972	California Angels (1982-88) Kansas City Royals (1989-90) Philadelphia Phillies (1972-81)
Dave Frost	RHP	1972-74	09/11/1977	Chicago White Sox (1977) California Angels (1978-81) Kansas City Royals (1982)
Bob Reece	C	1970-73	04/22/1978	Montreal Expos (1978)
Bob Kammeyer	RHP	1970-71	07/03/1978	New York Yankees (1978-79)
Bruce Robinson	C	1973-75	08/19/1978	Oakland A's (1978) New York Yankees (1979-80)
Steve Davis	LHP	1973-76	09/23/1979	Chicago Cubs (1979)
Paul Zuvella	INF	1977-80	04/04/1982	Atlanta Braves (1982-85) New York Yankees (1986-87) Cleveland Indians (1988-89) Kansas City Royals (1991)
Dave Meier	SS	1979-81	04/03/1984	Chicago Cubs (1988) Minnesota Twins (1984-85) Texas Rangers (1987)
Steve Buechele	3B	1980-82	07/19/1985	Texas Rangers (1985-91, 1995) Pittsburgh Pirates (1991-92) Chicago Cubs (1992-95)
Mike Aldrete	OF	1980-83	05/28/1986	San Francisco Giants (1986-88) Montreal Expos (1989-91) Cleveland Indians (1991) San Diego Padres (1991) Oakland A's (1993-95) California Angels (1995-96) New York Yankees (1996)
Jeff Ballard	LHP	1982-85	05/09/1987	Baltimore Orioles (1987-91) Pittsburgh Pirates (1993-94)
Pete Stanicek	INF	1983-85	09/01/1987	Baltimore Orioles (1987-88)
Jack McDowell	RHP	1985-87	09/15/1987	Chicago White Sox (1987-94) New York Yankees (1995) Cleveland Indians (1996-97) Anaheim Angels (1998-99)
Al Osuna	LHP	1984-87	09/02/1990	Houston Astros (1990-93) Los Angeles Dodgers (1994) San Diego Padres (1996)

MAJOR LEAGUERS



Ryan Garko set a career high with 90 RBI for the Cleveland Indians in 2008.



Jody Gerut returned to the majors in a big way in 2008, batting .296 with 14 home runs for the San Diego Padres.



Eric Bruntlett, who made three CWS appearances with Stanford, won the 2008 World Series with the Philadelphia Phillies.



A.J. Hinch is now the manager of the Arizona Diamondbacks.


Player	Pos.	Stanford	Debut	Teams	Player	Pos.	Stanford	Debut	Teams
Steve Chitren	RHP	1986-89	09/15/1990	Oakland A's (1990-91)	A.J. Hinch	C	1993-96	04/01/1998	Oakland A's (1998-2000)
Ed Sprague	INF	1986-88	05/08/1991	Toronto Blue Jays (1991-98) Oakland A's (1998) Pittsburgh Pirates (1999) Boston Red Sox (2000) San Diego Padres (2000) Seattle Mariners (2001)	Stan Spencer	RHP	1988-90	08/27/1998	Kansas City Royals (2001-02) Detroit Tigers (2003) Philadelphia Phillies (2004-05)
Ruben Amaro, Jr.	INF	1984-87	06/08/1991	California Angels (1991) Cleveland Indians (1994-95) Philadelphia Phillies (92-93, 96-98)	Kyle Peterson	RHP	1995-97	07/19/1999	San Diego Padres (1998-2000) Milwaukee Brewers (2001, 1999)
Mark Davis	OF	1983-86	07/02/1991	California Angels (1991)	Dusty Allen	1B	1992-95	07/01/2000	Detroit Tigers (2000) San Diego Padres (2000)
Mike Mussina	RHP	1988-90	08/04/1991	Baltimore Orioles (1991-2000) New York Yankees (2001-08)	Tony Cogan	LHP	1996-99	04/02/2001	Kansas City Royals (2001)
Ron Wittmeyer	1B	1986-88	08/25/1991	Oakland A's (1991)	Chad Hutchinson	RHP	1996-98	04/04/2001	St. Louis Cardinals (2001)
John Ramos	C	1984-86	09/18/1991	New York Yankees (1991)	Jeff Austin	RHP	1996-98	06/26/2001	Kansas City Royals (2001-02) Cincinnati Reds (2003)
David McCarty	INF/OF	1989-91	05/17/1993	Kansas City Royals (2000-02) Minnesota Twins (1993-95) Oakland A's (2003) San Francisco Giants (1995-96) Seattle Mariners (1998) Tampa Bay Devil Rays (2002) Boston Red Sox (2003-05)	Jason Middlebrook	RHP	1994-95	09/17/2001	San Diego Padres (2001-02) New York Mets (2002-03)
Paul Carey	OF	1987-90	05/25/1993	Baltimore Orioles (1993)	Joe Borchard	OF	1998-2000	09/02/2002	Chicago White Sox (2002-05) Florida Marlins (2006-07) Seattle Mariners (2007)
Jeffrey Hammonds	OF	1990-92	06/25/1993	Baltimore Orioles (1993-98) Cincinnati Reds (1998-99) Colorado Rockies (2000) Milwaukee Brewers (2001-03) San Francisco Giants (2003-04) Washington Nationals (2005)	Justin Wayne	RHP	1998-2000	09/03/2002	Florida Marlins (2002-04)
Brian Johnson	C/OF	1988	04/05/1994	San Diego Padres (1994-96) Detroit Tigers (1997) San Francisco Giants (1997-98) Cincinnati Reds (1999) Kansas City Royals (2000) Los Angeles Dodgers (2001)	Jody Gerut	OF	1996-98	04/26/2003	Cleveland Indians (2003-05) Chicago Cubs (2005) Pittsburgh Pirates (2005) San Diego Padres (2008-09)
Rick Helling	RHP	1992	04/10/1994	Texas Rangers (1994-2001) Arizona Diamondbacks (2002) Florida Marlins (2003, 1996-97) Baltimore Orioles (2003) Milwaukee Brewers (2005-06)	Jason Young	RHP	1998-2000	05/12/2003	Colorado Rockies (2003-04)
Andrew Lorraine	LHP	1991-93	07/17/1994	California Angels (1994) Chicago White Sox (1999-00, 95) Cleveland Indians (2000) Milwaukee Brewers (2002)	Eric Bruntlett	INF	1999-2000	06/27/2003	Houston Astros (2003-07) Philadelphia Phillies (2008-09)
Brian Keyser	RHP	1987-89	06/02/1995	Chicago White Sox (1975-76)	Brian Dallimore	INF	1993-96	04/29/2004	San Francisco Giants (2004-05)
Brian Sackinisky	RHP	1990-92	04/20/1996	Baltimore Orioles (1996)	Jeremy Guthrie	RHP	2001-02	08/28/2004	Cleveland Indians (2004-06) Baltimore Orioles (2007-09)
Willie Adams	RHP	1991-93	06/11/1996	Oakland A's (1996-97)	Mike Gosling	LHP	1999-2001	09/09/2004	Arizona Diamondbacks (2004-05) Cincinnati Reds (2006-07), Cleveland Indians (2009)
Jed Hansen	2B	1992-94	07/29/1997	Kansas City Royals (1997-99)	John Gall	OF/1B	1997-2000	07/26/2005	St. Louis Cardinals (2005-06) Florida Marlins (2007)
					Ryan Garko	1B	2001-03	09/18/2005	Cleveland Indians (2005-09) San Francisco Giants (2009)
					Carlos Quentin	OF	2001-03	07/20/2006	Arizona Diamondbacks (2006-07) Chicago White Sox (2008-09)
					Danny Putnam	OF	2002-04	04/23/2007	Oakland Athletics (2007)
					Donny Lucy	C	2002-04	09/05/2007	Chicago White Sox (2007)
					Sam Fuld	OF	2001-04	09/05/2007	Chicago Cubs (2007, 2009)
					Jed Lowrie	INF	2003-05	04/15/2008	Boston Red Sox (2008-09)
					Greg Reynolds	RHP	2004-06	05/11/2008	Colorado Rockies (2008)
					Chris Carter	OF	2003-04	06/05/2008	Boston Red Sox (2008-09)
					John Mayberry, Jr.	OF	2003-05	05/23/2009	Philadelphia Phillies (2009)
					John Hester	C	2004-06	08/28/2009	Arizona Diamondbacks (2009)

*attended Stanford but did not play for the collegiate team

LETTERWINNERS

▼ Letterwinners

A	
Abrahamson, Arthur	1951, 52
Acker, Michael	1953, 54
Adams, David	1928
Adams, William	1939
Adams, Willie	1991, 92, 93
Agar, James	1951, 52
Aguirre, Mickey	1972
Ahluquist, Richard	1946, 48
Aldrete, Mike	1980, 81, 82, 83
Allen, Dusty	1992, 93, 94, 95
Allen, Jack	1962
Alvarado, Damien	1998, 99, 2000
Amaro, Jr., Ruben	1984, 85, 86, 87
Ammirato, Michael	1967, 68, 69
Anderson, Raymond	1974
Anderson, Stanley	1932, 34, 35
Arce, William	1947, 48, 49
Argabrite, W.M.	1912, 13
Argust, Jerry	1974, 75, 76, 78
Armstrong, Richard	1936
Arthur, Al	1973, 74, 75
Ash, Jonny	2001, 02, 03, 04
Atkinson, Herbert	1940
August, Joey	2006, 07, 08, 09
Austin, Charles	1915
Austin, Jeff	1996, 97, 98
Avery, George	1957, 58
B	
Baker, David	1973, 74, 75
Ball, B.L.	1910
Ball, R.B.	1903
Ballard, Jeff	1982, 83, 84, 85
Bannister, Cory	2007, 08
Bartels, Todd	1993, 94, 95
Battenberg, Jerry	1979
Beach, Jack	1934
Beeger, J.A.	1912, 13
Bei, Gary	1974, 75, 76
Bell, John	1905, 06, 08
Bennett, F.	1901
Berg, Harry	1928, 29, 30
Berra, Richard	1964
Bertelsen, Geoffrey	1959
Bielanski, Andrew	1972
Bihlman, George	1916, 17
Blake, F.W.	1902
Bleich, Jeremy	2006, 07, 08
Boatman, Bob	1980
Bokemeier, Matt	1991
Boles, William	1965
Boone, Bob	1967, 68, 69, 71
Boone, Elton	1939, 40, 41
Boone, Rodney	1972
Borchard, Joe	1998, 99, 2000
Borchers, Dick	1969, 70, 71
Braden, J.R.	1916
Brammer, J.D.	1995, 96
Brent, Albert	1935
Britt, Chris	1983
Brooke, John	1942
Brown, F.A.	1900, 01, 02, 03
Brown, Ken	1953
Brown, Robert	1943
Brown, Stephen	2008
Brownson, Lynn	1946, 47, 48
Bruksch, Jeff	2000, 01
Bruntlett, Eric	1999, 2000
Bruzzo, Rick	1976
Buechele, Steve	1980, 81, 82
Bull, Herbert	1939, 40, 41
Burbank, D.W.	1910, 11, 12
Burk, James	1958, 59, 60
Burnett, Robert	1937
Burnett, Roger	1989, 90, 91
Busch, James	1927, 28
Busick, Brian	2009
C	
Caddel, Ernest	1930, 32
Cadwalader, D.P.	1906, 07
Caldwell, Kent	1974, 75
Cameron, Bruce	1950, 51
Camilli, Douglas	1956
Campbell, Floyd	1934
Campbell, Gordon	1931, 32, 33, 34




John Gall

Campbell, L.G.	1916
Cano, Matt	2007
Canterbury, E.R.	1909
Cardinali, Ben	1947
Carey, Frank	1986, 87, 88, 89
Carey, Paul	1987, 88, 89, 90
Carper, Mark	1989
Carter, Cale	1993, 94, 95, 96
Carter, Chris	2002, 03, 04
Carter, David	1959
Caruso, Aurelio	1941, 42
Carver, Steve	1992, 93, 94, 95
Cass, Darrell	1984
Cass, Louis	1911, 12, 13
Cassady, Ralph	1954
Castagnoli, James	1949, 51
Castro, Jason	2006, 07, 08
Cereghino, Alexander	1940, 41
Chalmers, Alexander	1904, 05, 06
Changnon, Thomas	1972
Chenu, James	1961
Chez, Joe	1950, 51, 52
Childs, Leroy	1910, 12
Chitren, Steve	1986, 87, 88, 89
Churchill, E. Perry	1929, 30
Clark, Chris	1995, 96, 97
Clark, Edgar	1934, 35, 36
Clark, William	1939
Clauson, Andrew	2007
Claypool, James	1949, 50, 51
Claypool, John	1948, 49
Clegg, Richard	1949, 50, 51
Cline, Lee	1980, 81
Cloze, Ben	2008, 09
Coate, Jim	1969, 70, 71
Codirolli, Mike	1976, 77, 78, 79
Coffis, James	1937, 38
Cogan, Tony	1996, 97, 98, 99
Colbert, John	1904, 05
Cole, Charlie	1948, 49, 50
Cole, Richard	1951, 52, 53
Collins, John	1927
Connelly, Michael	1965
Cook, Donovan	1965
Cook, Ralph	1929, 30
Cook, Toi	1984, 85, 86, 87
Cooper, Jason	2000, 01, 02
Coose, Austin	1998, 99
Copp, W.W.	1902
Cornell, David	1991, 92
Corzine, H. Richard	1951
Costello, Harold	1940, 41
Cottrell, Steve	1981, 82, 83, 84
Couch, John	1912
Coward, James	1959, 60, 61
Cowden, D.V.	1900, 01, 02, 03
Cox, Eric	1989
Cox, Robert	1963, 64, 65
Craft, Benjamin	1927
Crawford, C.H.	1902
Cronin, Kevin	1971
Crosby, Jon	1974
Crowe, Earle	1920
Crowe, Rich	1993
Cunha, William	1942, 43
Cunningham, Tim	2000, 01, 02, 03
Cutshaw, Mac	1930



Sean Ratliff

D	
Dahle, David	1948, 49
Dallimore, Brian	1993, 94, 95, 96
Dallmar, Howard	1942, 43
Dandurand, Thomas	1953, 54, 55
Davies, Loring	1979, 80, 81, 82
Davis, Bruce	1976, 77
Davis, Erik	2005, 06, 07, 08
Davis, Mark	1983, 84, 85, 86
Davis, Ralph	1947
Davis, Steve	1973, 74, 75, 76
Day, D.M.	1914
Day, Nick	1998, 99
DeBenon, Mike	1983, 84, 85, 86
DeBevoise, Kendall	1963, 64
DeCosta, Bob	1980, 81, 82
DeGroot, Michael	2008
DeFabio, Richard	1957, 58, 59
Deffebach, C.A.	1923
DeGraw, Eric	1988, 89
Delmas, Bert	1931, 32, 33
DeLong, Donald	1953, 54
Dent, L.F.	1913, 14, 15, 16
DesJardins, Jeff	1992, 93
Detter, Tony	1991, 92
deWitt, Wallace	1937, 38, 39
Dietz, Rick	1984, 85
Dingfelder, Clyde	1947, 48
DiPietro, Bob	1971, 72, 73
Dito, John	1957
Docken, Terrence	1965, 66
Dodge, Charles	1934
Domaracki, Brendan	2005, 06, 07, 08
Dooling, C.W.	1914
Dorlarque, Aaron	1989, 90, 91, 92
Dotterer, Mike	1980, 81, 82, 83
Dow, David	1958
Downing, P.R.	1915
Dragicevich, Scott	2001, 02
Draper, Guy	1917, 20, 22
Drew, Brad	1998
Dudley, Ernest	1905, 06
Duffy, Frank	1966, 67
Duncan, Gil	1955
Dunning, Steve	1969, 70
DuQuette, Rusty	1976
Dwight, Robert	1957, 58
Dyck, Harry	1942
Dyer, Jonny	2003
E	
Edie, Robert	1968, 69
Edson, Dave	1970, 71, 72
Edwards, Harry	1899, 1900, 01
Ehrlich, Drew	2002, 03, 04
Eicher, Mike	1988, 89, 90
Elway, John	1980, 81
Erick, Martin	1966, 67
Erickson, Kirk	2008
Ervin, Todd	1977, 78
Esquer, David	1986, 87
Essegian, Chuck	1951, 52, 53
Estes, Herman	1932, 33
Evans, Howard	1953, 54, 55, 56
Evans, Robert	1955, 56
Ewing, Mike	1969, 70



John Mayberry, Jr.

F	
Farrell, George	1936, 37, 38
Fearnow, Max	2006, 07, 08, 09
Fenton, Kenneth	1905, 06, 07
Ferrazano, Richard	1961, 62
Ferro, Michael	1935
Fiala, Bruce	1976, 77, 78, 79
Figueroa, Rudy	1955, 56, 57
Filice, Michael	1959, 60, 61
Flatland, Jr., Richmond	1943, 46
Fletcher, Robert	1955, 56, 57
Flikke, Sean	1996
Forsythe, Raymond	1934
Fox, Dennis	1946
Freitas, Mike	1979
French, Todd	1989, 90
Frost, David	1972, 74
Fuld, Sam	2001, 02, 03, 04
Fuller, Frank	1923, 24
Furman, Jr., Fred	1936, 37, 38
G	
Galbraith, Edwin	1934
Gall, John	1997, 98, 99, 2000
Gallagher, Nolan	2005, 06, 07
Gallagher, Robert	1967, 68
Ganong, C.F.	1908, 09, 10
Garibaldi, Donald	1926, 27, 28
Garko, Ryan	2001, 02, 03
Gault, Frank	1912
Gaylor, Adam	2007, 09
Gerhart, Toby	2007, 08, 09
Gerut, Jody	1996, 97, 98
Gillilan, S.W.	1910, 11
Gilmore, Jeff	2004, 05
Giuliani, David	2008, 2009
Goodell, Fred	1932
Goodrich, Warren	1952, 53, 54
Gosling, Mike	1999, 2000, 01
Graham, Clark	1941
Grame, Paul	1978, 79, 81
Grayson, Robert	1934
Green, George	1921, 22
Green, Ken	1984, 85, 86
Greenhut, Carl	1947
Greif, Sidney	1959
Griffin, Tim	1988, 89, 90
Griffiths, Christian	2009
Grolle, Kenneth	1973, 75
Guardino, Tom	1975, 76, 77, 78
Guthrie, Jeremy	2001, 02
Gwaltney, Doug	1984
H	
Hall, Brian	2001, 02, 03, 04
Hall, John	1953, 54, 55
Hallsted, Rick	1977
Halm, A.G.	1912, 13, 14
Hamilton, Glenn	1936, 37, 38
Hamilton, Robert	1934, 35, 36
Hamm, Peter	1967
Hammett, Raymond	1941, 42
Hammonds, Jeffrey	1990, 91, 92
Hampton, Robert	1973, 74, 75
Hancock, Blake	2007, 08, 09
Hanlon, William	1941
Hannafoord, Kim	1972, 73, 74

Hansen, Jed	1992, 93, 94
Harder, Theo	1927, 28, 29
Hardgrave, Eric	1980, 81, 82, 83
Hardy, Arthur	1929, 30, 31
Harms, M. William	1942
Harris, David	1982, 83
Harris, Walt	1984, 85, 86
Harrison, Brian	1976, 77, 78, 79
Harvey, Harold	1918
Hausladen, Bob	1981, 82
Hayes, A.S.	1914, 15
Heagerty, Leo	1936, 37
Hearn, Arthur	1934
Heinen, Jack	1950
Helling, Rick	1992
Hennacy, Harold	1953
Hensel, G.C.	1916
Henshaw, M.B.	1911, 12
Heringer, Fred	1933, 34, 35
Herron, William	1950
Hester, John	2004, 05, 06
Hibbs, Jim	1964, 65, 66
Higgins, Michael	1972, 73
Highsmith, William	1955
Hinch, A.J.	1993, 94, 95, 96
Hinojosa, Pepe	1976, 77, 78
Hittner, Bernie	1974, 76
Hoard, Brent	1997, 98
Hochgesang, Josh	1996, 97, 98, 99
Hodges, Jack	1968, 69
Hoever, A.J.	1916
Holbrook, David	1989, 90, 91, 92
Holding, Ralph	1956, 57, 58
Holler, Blake	2004, 05, 06
Hollis, Jack	1988, 89
Hollmann, Robert	1962, 63, 64
Holman, Darrell	1936, 37
Holt, William	1966, 67
Holzman, Mickey	1954, 55
Hovley, Stephen	1965, 66
Howe, Avery	1912, 15
Huddleston, A. Jack	1936
Huddings, John	2001, 02, 03
Hugasian, Harry	1949, 50, 51
Hunkler, John	1929, 30, 31
Hurbit, John	1959, 60, 61
Hutchinson, Chad	1996, 97, 98
I	
Iglesias, Mario	1993, 95, 96
Inman, Jeffrey	2007, 08, 09
Irsfeld, James	1933
Irvine, Rodger	1953
Irwin, Bob	1976, 77, 78
J	
Jacobson, Billy	1999, 2000
Jaffe, David	1979
Jameson, William	1938, 39
Jecmen, Mark	2002, 04
Jelmini, J.J.	2008, 09
Johnson, Brian	1988
Johnson, Daniel	1931
Johnson, Glen	1970, 71, 72
Johnson, Joseph	1929, 30, 31
Johnson, Vernon	1936, 37
Jones, Richard	1956
Jones, Zach	2008, 09
Juhl, Brian	2006, 07
Juney, Norman	1938, 39, 40
K	
Kalinowski, Cliff	1994
Kallam, Floyd	1919, 20, 21
Kamerschen, Rob	1988, 89, 90
Kammeyer, Bob	1970, 71
Kaskow, Jonathan	2008, 09
Kelber, Phil	1970, 71
Kellenberger, Jr., Carl F.	1941, 42, 46
Keller, Philip	1968, 69, 70
Kelly, James	1930
Kemper, Chris	1991, 92
Kent, Troy	1995, 96
Kern, A.E.	1928
Keyser, Brian	1987, 88, 89
Kiilgaard, Kellen	2008, 09
Kilburg, Joe	1995, 96, 97
Killefer, Tom	1936, 37, 38
King, H.	1926

LETTERWINNERS

Kircher, Alan	1947
Klein, Bud	1949, 50
Klinger, Francis	1966, 67, 68
Knight, R.B.	1902
Kober, Frederick	1958
Koons, Josh	1997, 98
Kovacevich, Richard	1963, 64, 65
Krasne, Will	2008, 09
Kuhn, Larry	1978, 79, 80
Kunkel, Kevin	1983, 84, 85, 86

L

La Brum, Frank	1948
Ladue, William	1933
LaFranchi, Richard	1937
Laird, William	1928, 29, 30
Lamoure, James	1973, 74, 75
Lanagan, J.	1898, 99, 1900
Lander, J.A.	1916
Laningham, Fred	1985
LaRocca, Todd	1992, 93, 94
Lawrence, Harry	1960, 61, 62
Lawson, James	1924, 25
Lawson, Roy	1959
Lazzarone, Albert	1938, 39
Lee, Clarence	1930
Leidig, Theodore	1935
Leopold, Robert	1957, 58
Leva, Matt	2004, 05, 06
Leverenz, Humboldt	1930
Levin, J.M.	1928
Lewis, Chris	2003, 04, 05, 06
Lewis, Douglas	1928, 29
Lewis, Hiram	1966
Lewis, Robert	1905
Lewis, Jr., Sidney	1939, 40
Lifur, Gregory	1918
Light, Jeff	1991
Linde, Leonard	1937
Lindeman, Terry	1959, 60, 61
Livemore, Norman "Ike"	1931, 32, 33
Lomnický, Gregg	1981, 82, 83, 84
Lomborg, Jim	1962, 63
Loomis, J. Vard	1930
Lopez, George	1980
LoPresti, Joe	1978, 79
Lorenzetti, Greg	1982, 83, 84
Lorraine, Andrew	1991, 92, 93
Lougheed, Herbert	1897, 98, 99, 1900
Lowenthal, W.B.	1901, 02
Lowrie, Jed	2003, 04, 05
Luochi, Mark	1971, 72, 73, 74
Lucy, Donny	2002, 03, 04
Luhn, Larry	1976
Luker, Jason	2000
Lundblade, Rick	1983, 84, 85
Lusiani, Craig	1969
Lynch, John	1991, 92
Lynn, Jack	1969, 70

M

MacGraw, Jr., Frank J.	1947, 48
Machtoff, Mark	1984, 85, 86, 87
Magee, Michael	1959, 60, 61
Maguire, William	1926, 27, 28
Mallatrat, Gordon	1933, 34, 35
Manship, Matt	2003, 04, 05, 06
Maple, Ray	1913, 14
Marciel, Ronald	1955
Marengi, Matt	1992, 93, 94
Marquess, Mark	1967, 68, 69
Marshall, Bob	1969, 70, 71
Marshall, Michael	2008, 09
Mason, Harry	1943
Mason, James	1948
Mason, John	1964, 65, 66
Massey, James	1934
Matta, Ed	1975
Mattei, A.C.	1917
Matthews, Robert	1936, 37
May, J. Earle	1923, 24
Mayberry, Jr., John	2003, 04, 05
McArthur, Peter	1937
McCally, Ryan	2000, 01, 02, 03
McCandless, William	1923, 24, 25
McCarty, David	1989, 90, 91
McCloskey, P.N.	1913, 14, 15
McColl, Kellen	2009
McDowell, Jack	1985, 86, 87

McFadden, John	1935
McFarlane, James	1982
McGilvray, A.B.	1902
McKie, Jay	1943
Mears, James	1930
Mecklenberg, Marvin	1959, 60, 61
Meier, Dave	1979, 80, 81
Melton, David	1948, 49, 50
Melzer, Thomas	1965, 66
Merriman, Lloyd	1943, 46, 47
Messner, Harold	1955, 56, 57
Meyer, Roger	1993, 94
Middlebrook, Jason	1994, 95
Middlekauff, Pete	1964, 65, 66
Middleton, Richard	1942
Mignano, Brian	1980, 81, 82
Miles, Richard	1932, 33, 34
Miller, Arthur	1931
Miller, Jack	1943, 46
Miller, Mark	1961, 62
Milleville, Brent	2006, 07, 08, 09
Minaker, Chris	2004, 05, 06
Mitchell, Emory	1920, 21, 22
Mitchell, M.M.	1908, 09, 10
Mix, Greg	1990, 93
Moench, Lee	1959, 60, 61
Molina, Randy	2006, 07, 08
Moon, Brian	2007, 09
Mooneyham, Brett	2009
Moore, Tim	1992
Morgan, Gerald	1956, 57
Morton, Gary	1974
Moscrip, James	1934
Mulchay, Roland	1923, 24, 25
Murphy, Bob	1951, 52, 53
Murphy, Chester	1898, 99, 1900
Mussina, Mike	1988, 89, 90
Muth, Edmund	1997, 98, 99, 2000
Myers, Brian	1981, 82, 83, 84

N

Naatjes, Darin	2002
Nagano, Patrick	1940
Nava, Robert	1948, 49
Navran, Leslie	1946
Nell, Theodore	1942, 47, 48
Nelson, Clarke	1954
Nelson, David	1987
Nelson, Mike	1970, 71, 72, 73
Nelson, Warren	1959
Neuman, James	1934
Nevers, Ernie	1924, 25
Newell, Warren	1962, 63
Newkirk, Joel	1957, 58, 59
Newson, William	1936
Nissen, Eugene	1926, 27
Noonan, W.F.	1914, 16
Noriega, Jimmy	1993
Nutting, Lowell	1934

O

Obear, M.	1910, 12
O'Brian, Alan	1971, 72, 73
O'Hagan, David	2003, 04
Olabisi, Wande	2008, 09
Olmstead, Nate	1992, 93, 94
Olsen, Parker	1957, 58
Orchard, John	1962
O'Riordan, Chris	2000, 01, 02
Orizzi, Edward	1973
Osenbaugh, Roger	1951, 52
Osuna, Al	1984, 86, 87
Ovnerman, Robert	1960, 61, 62
Oviatt, Todd	1924, 25
Owens, Chauncey	1906, 07

P

Page, Philip	1953, 54
Palisoul, David	1946
Parker, P.P.	1901, 02, 03
Parsons, Jr., Harry	1940, 41, 42
Patterson, Edwin	1921, 22, 23
Paulsen, Troy	1988, 89, 90
Payne, Walter	1955, 56, 57
Peavy, Claude	1922, 23
Pecci, Jay	1996, 97, 98
Pendergrass, Donald	1942, 47
Perez, David	1975, 76, 77, 78
Peters, Maurice	1947

Peterson, Kyle	1995, 96, 97
Peterson, Nick	1972, 73
Peterson, Thor	1939
Petrill, Rex	2007, 08
Pfyl, Jr., Monte	1939, 40, 41
Phelps, Cord	2006, 07, 08
Phillipi, Vincent	1928, 31, 32
Pinion, G. Keith	1943
Pitchford, Gary	1975, 76, 77
Plemel, Lee	1985, 86, 87, 88
Porcello, Anthony	1972
Post, Gregory	1961, 62, 63
Poteete, Rod	1967, 68, 69
Powell, Owen	1952
Pracher, Alex	2008, 09
Prato, Lawrence	1946
Presley, G.J.	1906, 07
Price, Jim	1987
Pries, Jordan	2009
Purkitt, Claude	1941
Putnam, Danny	2002, 03, 04
Pyle, John	1978, 79

Q

Quaccia, Luke	1996, 97
Quentin, Carlos	2001, 02, 03
Quick, Kodiak	2003, 04
Quinn, Tom	1926
Quiring, Daro	1965, 66, 67

R

Radtke, John	1982, 83, 84
Ramos, John	1984, 85, 86
Randall, John	1940, 41
Rapaport, Jim	2004, 05, 06
Ratloff, Sean	2006, 07, 08
Ratner, Ezra	1920, 22
Raymond, Alonzo	1964
Reed, Bob	1970, 71, 72, 73
Reed, Dan	1993, 94, 95
Reed, Chris	2009
Reid, John	1990, 91
Reimer, C. Dale	1937
Reimers, Tom	1994, 95, 96
Reynolds, Greg	2004, 05, 06
Reynolds, Larry	1976, 77, 78, 79
Rich, Dan	1999, 2002
Riese, Elmer	1925, 27
Rintala, Rudy	1930, 31, 32
Rizzo, Jeff	1998, 99
Robbins, Doug	1986, 87, 88
Robbins, Mike	1993, 94, 95
Robbins, Rob	1991
Robinson, Benjamin	1958, 59
Robinson, Bruce	1973, 74, 75
Rodda, Harry	1958, 59
Rogers, John	1927
Rohlfing, Jeffrey	1967, 68
Roinestad, Gerald	1943
Romanczuk, Mark	2003, 04, 05
Rosberg, Robert	1946
Rose, Donald	1967, 68
Rosenkrantz, David	1951, 53
Rusco, Patrick	1973
Russell, Earl	1959, 60, 61
Rutledge, J.D.	1908

S

Sackinsky, Brian	1990, 91, 92
Saenger, Jeff	1987, 88
Sager, Brian	1999, 2000
Sakowski, Vince	1982, 83
Salter, John	1996, 98, 99
Sales, Dudley	1904, 05, 06
Sampson, C.E.	1906, 07
Sanborn, M.H.	1916
Sandbrink, Danny	2008, 09
Savig, Joe	1999
Scarffenberger, James	1975
Schaefer, John	1949
Schaeffer, Jon	1995, 96, 97
Schellenberg, Don	1969, 70
Schlender, Jake	2008, 09
Schoen, Bruce	1970, 71
Schomaker, Michael	1966, 67, 68
Schrager, Tony	1997, 98
Schultz, Joseph	1962
Schutzmann, Hal	1960, 61
Schwartz, Carey	2008, 09

Scofield, Frank	1912
Scott, Gary	1977, 78
Scott, Leland	1907, 08, 09
Scott, Jr., Leland	1942
Scramaglia, Richard	1952, 53, 54, 55
Seawell, Ryan	2004, 05, 06, 07
Seckler, James	1963
Sees, Eric	1994, 95, 96
Sepeida, Jamie	1990, 91, 92
Shank, Harvey	1967, 68
Shaw, Allen	1956, 57, 58
Shaw, Dan	1971, 72, 73
Shaw, Thomas	1950, 51
Shebelut, Lance	1986
Shepard, Jack	1951, 52, 53
Shortall, Richard	1938, 39, 40
Shotts, Ronnie	1967, 68, 69
Shulman, Joel	1961, 62, 63
Simkins, William	1929
Simpson, Richard S.	1960
Sims, R.E.	1928
Skeels, Mark	1990, 91, 92
Skillman, Harold	1952
Sloat, George	1946, 47, 48
Smith, Gary	1963, 64
Smith, Jim	1960, 61
Smith, Lyle	1983, 84
Smith, Russell	1941
Snider, Hank	1969, 70
Snodgrass, Scott	2009
Sobieski, John	1926, 27, 28
Solander, Olaav	1960, 62
Solomon, Fred	1923, 25
Solomon, Steve	1989, 90, 91, 92
Sorgi, Adam	2004, 05, 07
South, Glenn	1941
Spencer, Stan	1988, 89, 90
Sprague, Ed	1986, 87, 88
Spurgeon, William	1956
Stafford, W.J.	1914, 16
Staley, L. Martin	1929
Stanicek, Pete	1983, 84, 85
Stephens, Darryl	1980, 81, 82, 84
Stevens, B.L.	1915
Stewart, G. Stephen	1956, 57
Stewart, Gerald	1925, 26, 27
Stilson, Tom	2007, 08
Stimpson, Jeff	2004
Storen, Drew	2008, 09
Story, Donald	1930
Stott, Jr., David	1947, 48, 50
Stott, E.P.	1906, 07
Stotz, Dean	1974
Stout, David	1963
Stringer, David	2006, 07, 08
Strohn, Clarence	1897, 98, 99, 1900
Stromsmoe, Mervin "Bud"	1942, 43
Sudaleff, Oleg	1954
Sugerman, Jason	1993
Sullivan, Brendan	1994, 95, 96
Sullivan, Kevin	1974, 75
Sullivan, Mike	1981
Summerhays, Ben	2005
Sutherland, Darrell	1961, 62, 63
Swan, Richard	1965, 66, 67
Swanson, Sandy	1970
Swarts, Ray	1952, 53, 54, 55
Swindells, Charles	1888, 89
Swope, Tobin	2001, 02, 03
Sypher, Clarence	1926, 27, 28

T

Talbot, Alan	1953, 54
Tallant, E.P.	1908, 09
Tallman, Troy	1989, 90, 91
Tam, Richard	1937, 38
Taylor, Bryan	1992
Taylor, Michael	2005, 06, 07
Taylor, Perry	1929, 30
Teague, Milton	1923
Templeton, Robert	1940
Terry, Zeb	1911, 12, 13, 14
Thacher, George	1963, 64, 65
Theile, William	1907, 08, 09
Thompson, Craig	1998, 99, 2000
Thompson, John	1920
Thompson, Kyle	2009
Thompson, Quentin	1939, 40, 41

Tiederman, Jr., William	1958
Toothman, Mike	1979, 80, 81, 82
Topham, Andy	2000, 01, 02
Trabucco, James	1950
Trautman, Gerald	1932, 33, 34
Tremaine, Frank	1934, 35, 36
Triggs, Kevin	1976, 77
Tripaldi, Greg	1990
Triplett, William	1932, 33
Trich, W.E.	1903
Trowbridge, Alfred	1903, 04
Turner, J. Howell	1935
Turner, Ryan	1990, 91
Tussing, Ford	1922
Tweet, Russell	1968, 69

V

Vance, Sandy	1967, 68
Van Meetren, Jason	2001
VanWagenen, Brodie	1993, 94
VanZandt, Arik	2000, 01, 02
Verducci, John	1983, 84, 85
Verdurmen, Jr., Edmond	1955, 56, 57
Vernon, Billy	2008
von Wronski, Arthur	1957, 58
Vucinich, Milton	1940

W

Walker, Brandt	2007, 08, 09
Walkup, Ward	1942, 43, 47
Walsh, Colin	2008, 09
Walsh, James	1951
Walters, Bruce	1976, 77, 78, 79
Ward, Tom	1946
Washburn, Edward	1942, 43
Wassenaar, Rob	1984, 85, 86, 87
Wayne, Justin	1998, 99, 2000
Weiershauser, Ray	1936, 37
Weiss, Scott	1989, 90, 91
Whitlow, Jeff	2007, 08, 09
Wickersham, James	1946
Wickersham, N.W.	1916
Wilcox, Chester	1917
Wilhelm, Bob	1970
Wilcox, J.D.	1999, 2001, 02
Williams, Charles	1966, 68, 69
Williams, R.A.	1903
Williams, Thomas	1971, 72
Williamson, Michael	1974, 75, 76
Wilson, Phil	1979
Wilson, Timothy	1971, 72
Wilson, William	1942
Wilton, Frank	1927, 28, 29
Winter, John	1958, 60
Winterhalter, Ray	1946, 49
Wirt, William	1903, 07
Witmeyer, Ron	1986, 87, 88
Wodnicki, Mike	1999, 2000, 01
Wolf, Charles	1941
Wong, Randy	1975, 76, 77, 78
Wood, John	1964
Woodward, Tyler	1922, 23, 24
Woolley, Jr., James	1933, 34
Worden, Bill	1980, 81
Workman, Tom	1913, 14, 15
Worrell, Steve	1989, 92
Wright, Muirson	1929, 30

Y

YEAR-BY-YEAR RANKINGS

▼ Rankings

Final Yearly Rankings

YEAR	BA	ABCA/CB
1967	—	3rd
1968	—	26th
1969	—	16th
1972	—	12th
1981	10th	13th
1982	6th	5th
1983	5th	6th
1984	NR	12th
1985	5th	6th
1986	12th	15th
1987	1st	1st
1988	1st	1st
1989	NR	NR
1990	3rd	3rd*
1991	15th	18th
1992	11th	18th
1993	NR	NR
1994	15th	13th
1995	10th	6th
1996	9th	11th
1997	4th	4th
1998	6th	8th
1999	3rd	3rd
2000	2nd	2nd
2001	2nd	2nd
2002	4th	4th
2003	2nd	2nd
2004	9th	9th
2005	NR	NR
2006	19th	15th
2007	NR	NR
2008	5th	4th
2009	NR	NR

* - final poll for Collegiate Baseball starting in 1990. Baseball America began publication in 1981.

Weeks by Week Rankings

from 1981 to present

YEAR	BA	ABCA
Preseason	5th	
March 14	3rd	
April	10th	
May	—	
June	11th	
Final	10th	13th
1982	BA	ABCA
Preseason	4th	
March 1	2nd	
April 10	4th	
May 10	14th	
June 10	6th	
Final	6th	5th
1983	BA	ABCA
Preseason	15th	
February 28	16th	
March 14	6th	
March 29	4th	
April 18	3rd	
May 2	7th	
May 17	7th	
Final	5th	6th
1984	BA	ABCA
Preseason	10th	
February 27	19th	
March 12	—	
April 5	—	
April 15	—	
April 28	—	
May 13	—	
June 1	—	
Final	—	12th
1985	BA	ABCA
Preseason	11th	
February 18	6th	
March 11	4th	
April 1	4th	
April 15	1st	
April 29	1st	
May 13	1st	

DATE	RANK	ABCA
May 27	1st	
Final	5th	6th
1986	BA	ABCA
Preseason	10th	
February 17	9th	
March 3	7th	
March 10	7th	
March 17	8th	
March 24	7th	
March 31	6th	
April 7	7th	
April 14	7th	
April 21	9th	
April 28	14th	
May 5	13th	
May 12	15th	
May 19	16th	
May 27	12th	
Final	12th	15th
1987	BA	ABCA
Preseason	5th	
February 16	4th	
February 23	7th	
March 2	11th	
March 9	8th	
March 16	8th	
March 23	8th	
March 30	6th	
April 6	7th	
April 13	4th	
April 20	4th	
April 27	5th	
May 4	3rd	
May 11	2nd	
May 18	2nd	
May 26	2nd	
Final	1st	1st
1988	BA	ABCA
Preseason	2nd	
February 14	8th	
February 22	6th	
February 28	3rd	
March 7	3rd	
March 14	2nd	
March 21	2nd	
March 28	10th	
April 4	9th	
April 11	10th	
April 18	9th	
April 25	7th	
May 2	8th	
May 9	9th	
May 16	9th	
May 23	9th	
May 31	7th	
Final	1st	1st
1989	BA	ABCA
Preseason	12th	
February 13	15th	
February 20	16th	
Final	16th	
Not ranked for the final 14 weeks by Baseball America.		
1990	BA	CB
Preseason	4th	
February 12	3rd	
February 19	2nd	
February 26	4th	
March 5	3rd	
March 12	3rd	
March 19	4th	
March 26	3rd	
April 2	3rd	
April 9	3rd	
April 16	3rd	
April 23	2nd	
April 30	2nd	
May 7	1st	
May 14	1st	
May 21	1st	
May 29	1st	
Final	3rd	3rd
1991	BA	CB
Preseason	3rd	
February 11	4th	
February 18	2nd	
February 25	1st	

DATE	RANK	ABCA
March 4	1st	
March 11	4th	
March 18	4th	
March 25	4th	
April 1	6th	
April 8	1st	
April 15	3rd	
April 22	7th	
April 29	7th	
May 6	7th	
May 13	9th	
May 20	13th	
May 28	15th	
Final	15th	18th
1992	BA	CB
Preseason	10th	
February 10	12th	
February 17	8th	
February 24	5th	
March 4	4th	
March 9	5th	
March 16	5th	
March 23	5th	
March 30	6th	
April 6	13th	
April 13	9th	
April 20	9th	
April 27	10th	
May 4	11th	
May 11	9th	
May 18	10th	
May 26	11th	
Final	11th	18th
1993	BA	CB
Preseason	12th	
February 8	13th	
February 15	11th	
February 22	10th	
March 1	13th	
March 8	13th	
March 15	15th	
March 22	14th	
Not ranked for final 11 weeks by Baseball America.		
1994	BA	CB
Preseason	12th	
February 7	13th	
February 14	14th	
February 21	12th	
February 28	10th	
March 7	11th	
March 14	10th	
March 21	10th	
March 28	12th	
April 4	11th	
April 11	10th	
April 18	9th	
April 25	7th	
May 2	13th	
May 9	12th	
May 16	11th	
May 23	11th	
May 31	15th	
Final	15th	13th
1995	BA	CB
Preseason	1st	
February 13	5th	
February 20	12th	
February 27	12th	
March 6	14th	
March 13	21st	
March 20	19th	
March 27	18th	
April 3	14th	
April 10	16th	
April 17	21st	
April 24	17th	
May 1	19th	
May 8	19th	
May 15	17th	
May 22	15th	
May 30	10th	
Final	10th	6th
1996	BA	CB
Preseason	2nd	
February 12	2nd	

DATE	RANK	ABCA
February 19	5th	
February 26	9th	
March 4	8th	
March 11	17th	
March 18	17th	
March 25	15th	
April 1	13th	
April 8	12th	
April 15	18th	
April 22	15th	
April 29	12th	
May 6	9th	
May 13	7th	
May 20	6th	
May 27	9th	
Final	9th	11th
1997	BA	CB
Preseason	1st	
February 10	3rd	
February 17	4th	
February 24	4th	
March 3	6th	
March 10	6th	
March 17	6th	
March 24	4th	
March 31	4th	
April 7	2nd	
April 14	5th	
April 21	5th	
April 28	3rd	
May 5	2nd	
May 12	5th	
May 19	6th	
May 26	5th	
Final	4th	4th
1998	BA	CB
Preseason	1st	
February 9	1st	
February 16	1st	
February 23	1st	
March 2	1st	
March 9	1st	
March 16	1st	
March 23	1st	
March 30	1st	
April 6	1st	
April 13	1st	
April 20	1st	
April 27	1st	2nd
May 4	1st	1st
May 11	1st	1st
May 18	3rd	2nd
May 25	6th	9th
Final	6th	8th
1999	BA	CB
Preseason	7th	8th
February 7	10th	12th
February 14	5th	9th
February 21	4th	5th
February 28	6th	4th
March 7	5th	4th
March 14	5th	3rd
March 21	5th	4th
March 28	3rd	3rd
April 5	2nd	2nd
April 12	2nd	2nd
April 19	4th	5th
April 26	6th	5th
May 3	6th	5th
May 10	6th	5th
May 17	4th	5th
May 24	3rd	5th
May 31	3rd	5th
June 1	1st	NP
Final	3rd	3rd
2000	BA	CB
Preseason	1st	1st
February 7	1st	NP
February 14	3rd	3rd
February 21	2nd	2nd
February 28	2nd	2nd
March 5	2nd	3rd
March 12	2nd	3rd
March 19	1st	4th
March 26	2nd	4th
April 3	7th	6th

DATE	RANK	ABCA
April 10	5th	5th
April 17	4th	4th
April 24	4th	4th
May 1	3rd	3rd
May 8	2nd	2nd
May 15	2nd	2nd
May 22	3rd	2nd
May 30	3rd	3rd
June 5	1st	1st
Final	2nd	2nd
2001	BA	CB
Preseason	14th	11th
February 5	14th	12th
February 12	9th	10th
February 19	9th	9th
February 26	9th	9th
March 5	10th	9th
March 12	1st	3rd
March 19	1st	2nd
March 26	1st	1st
April 2	1st	2nd
April 9	1st	1st
April 16	1st	1st
April 23	3rd	2nd
April 30	7th	6th
May 6	7th	6th
May 14	7th	4th
May 20	6th	4th
May 27	6th	4th
June 5	6th	4th
Final	2nd	2nd
2002	BA	CB
Preseason	1st	1st
February 11	1st	1st
February 18	1st	1st
February 25	1st	1st
March 4	1st	1st
March 11	1st	3rd
March 18	1st	3rd
March 25	1st	2nd
April 2	2nd	2nd
April 8	2nd	2nd
April 15	2nd	3rd
April 22	4th	4th
April 29	9th	11th
May 6	7th	9th
May 13	7th	9th
May 20	8th	12th
May 27	9th	10th
June 3	7th	8th
June 10	5th	5th
Final	4th	4th
2003	BA	CB
Preseason	3rd	9th
February 10	11th	12th
February 17	10th	11th
February 24	9th	7th
March 3	7th	8th
March 10	6th	7th
March 17	7th	7th
March 24	8th	6th
March 31	4th	4th
April 7	4th	4th
April 14	4th	4th
April 21	4th	3rd
April 28	9th	7th
May 5	7th	3rd
May 12	7th	3rd
May 19	5th	3rd
May 26	4th	3rd
June 2	4th	3rd
June 9	3rd	3rd
Final	2nd	2nd
2004	BA	CB
Preseason	6th	6th
February 9	4th	6th
February 16	4th	6th
February 23	1st	2nd
March 1	1st	2nd
March 8	1st	2nd
March 15	1st	2nd
March 22	1st	2nd
March 29	1st	1st
April 5	1st	1st
April 12	2nd	2nd
April 19	2nd	2nd


DATE	RANK	ABCA
April 26	2nd	2nd
May 3	1st	1st
May 10	2nd	2nd
May 17	1st	1st
May 24	2nd	2nd
May 31	1st	2nd
June 7	7th	11th
June 14	9th	9th
Final	9th	9th
2005	BA	CB
Preseason	6th	6th
February 7	6th	6th
February 14	6th	6th
February 21	13th	11th
February 28	11th	12th
March 7	11th	15th
March 14	12th	15th
March 21	12th	14th
March 28	12th	16th
April 4	10th	12th
April 11	14th	18th
April 18	24th	26th
April 25	20th	22nd
May 3	24th	23rd
May 10	21st	

STANFORD VS. ALL OPPONENTS (SINCE 1959)


Team	W	L	T	Pct.	First	Last
Air Force	9	1	0	0.900	1962	1971
Alabama	2	1	0	0.667	2000	2000
Appalachian State	1	0	0	1.000	1986	1986
Arizona	96	62	0	0.608	1975	2009
Arizona State	85	90	0	0.486	1961	2009
Arkansas	3	1	0	0.750	1985	1995
Auburn	4	0	0	1.000	1967	1997
Baylor	0	1	0	0.000	2005	2005
Boise State	1	0	0	1.000	1978	1978
Brigham Young	6	2	0	0.750	1968	2002
Cal Poly Pomona	16	7	0	0.696	1962	1982
Cal Poly SLO	39	4	0	0.907	1959	2004
CS Dominguez Hills	0	1	0	0.000	1978	1978
Cal State Fullerton	54	41	0	0.568	1979	2009
Cal State Hayward	26	5	2	0.818	1965	1988
Cal State Los Angeles	12	3	0	0.800	1959	1997
Cal State Northridge	6	3	1	0.650	1965	1996
California	178	97	1	0.647	1959	2009
California Western	1	1	0	0.500	1962	1962
Campbell	1	0	0	1.000	1990	1990
Chapman	3	1	0	0.750	1968	1971
Chico State	9	2	0	0.818	1961	1970
Claremont	2	1	0	0.667	1962	1972
Clemson	2	0	0	1.000	1995	2000
Cornell	2	0	0	1.000	1972	1975
Delaware	1	0	0	1.000	1976	1976
Eastern Michigan	1	0	0	1.000	1976	1976
Florida State	9	9	0	0.500	1992	2008
Fordham	1	0	0	1.000	1988	1988
Fresno State	77	44	1	0.635	1959	2007
Georgia	3	4	0	0.429	1987	2008
Georgia Southern	1	0	0	1.000	1990	1990
Gonzaga	2	1	0	0.667	1976	1977
Hawaii	17	10	1	0.625	1961	2008
Houston	1	0	0	1.000	1967	1967
Humboldt State	5	0	0	1.000	1963	1980
Illinois-Chicago	1	0	0	1.000	2003	2003
James Madison	1	0	0	1.000	1983	1983
Kansas	10	2	0	0.833	2004	2007
Kansas State	1	0	0	1.000	1971	1971
Kentucky	2	0	0	1.000	1988	1988
Lamar	3	1	0	0.750	1981	1995
Lewis and Clark	1	0	0	1.000	1990	1990
Long Beach State	8	4	0	0.667	1960	2008
Louisiana-Lafayette	2	0	0	1.000	2000	2000
Loyola Marymount	5	1	0	0.833	1979	1999
LSU	1	3	0	0.250	1987	2000
Maine	0	3	0	0.000	1978	1982
Marist	2	0	0	1.000	2001	2001
Massachusetts	0	1	0	0.000	1973	1973
Miami	3	5	0	0.375	1985	2008
Michigan	0	1	0	0.000	1983	1983
Middle Tenn State	1	0	0	1.000	1990	1990
Minnesota	3	1	0	0.750	1987	1998
Mississippi State	2	0	0	1.000	1990	1996
Nebraska	6	2	0	0.750	1985	2008
Nevada	20	8	0	0.714	1973	2008
New Mexico	3	1	0	0.750	1972	2009
North Carolina	1	0	0	1.000	1999	1999
North Carolina State	2	0	0	1.000	2006	2006
Northeastern	1	0	0	1.000	1997	1997
Notre Dame	3	0	0	1.000	1991	2002
Oklahoma	2	1	0	0.667	1971	1999
Oklahoma State	1	4	0	0.200	1983	1987
Oral Roberts	1	2	0	0.333	1978	1987
Oregon	14	4	0	0.778	1961	2009
Oregon State	36	23	0	0.610	1964	2009
Pacific	53	8	1	0.863	1959	2009
Penn State	1	0	0	1.000	1996	1996
Pepperdine	19	5	0	0.792	1959	2008
Portland State	1	0	0	1.000	1966	1966

Team	W	L	T	Pct.	First	Last
Rice	4	2	0	0.667	1991	2003
Richmond	1	0	0	1.000	2003	2003
Rutgers	1	0	0	1.000	1988	1988
Sacramento State	29	14	0	0.674	1959	2009
Saint Mary's	60	12	1	0.829	1962	2009
San Diego	0	1	0	0.000	1977	1977
San Diego State	9	3	0	0.750	1960	1991
San Francisco	86	16	2	0.837	1959	2009
San Francisco State	45	3	0	0.938	1959	1996
San Jose State	93	36	0	0.721	1959	2009
Santa Clara	126	74	1	0.629	1959	2009
SMU	1	0	0	1.000	1975	1975
Sonoma State	2	1	0	0.667	1981	1983
South Carolina	6	1	0	0.857	1972	2003
Southern Illinois	1	0	0	1.000	1975	1975
St. John's	2	1	0	0.667	1970	2004
Stanislaus State	11	0	0	1.000	1972	1990
Stetson	1	0	0	1.000	1992	1992
TCU	1	1	0	0.500	2005	2005
Tennessee	1	1	0	0.500	1972	1995
Texas	24	22	1	0.521	1981	2009
Texas A&M	1	0	0	1.000	1997	1997
Texas Tech	2	1	0	0.667	1995	1995
Texas-San Antonio	1	0	0	1.000	2005	2005
Tulane	3	1	0	0.750	1974	2001
Tulsa	1	1	0	0.500	1970	1976
U.S. International	0	1	0	0.000	1985	1985
UC Davis	43	13	0	0.768	1960	2009
UC Irvine	4	0	0	1.000	1972	1981
UC Riverside	8	4	0	0.667	1970	2003
UC Santa Barbara	28	19	0	0.596	1963	1997
UCLA	147	99	0	0.598	1959	2009
UNLV	3	4	0	0.429	1980	2004
USC	142	134	2	0.514	1959	2009
Utah	1	0	0	1.000	1965	1965
Valdosta	1	0	0	1.000	1978	1978
Vanderbilt	1	0	0	1.000	1973	2009
Washington	43	14	0	0.754	1965	2009
Washington State	35	17	0	0.673	1964	2009
West Carolina	0	1	0	0.000	1992	1992
Wichita State	1	0	0	1.000	1990	1990
Wisconsin	2	0	0	1.000	1974	1982
Wyoming	1	0	0	1.000	1994	1994

(includes all postseason games)



Andy Topham




Ed Muth

YEAR-BY-YEAR GAME RESULTS (1959-67)



Mark Marquess

1959 (21-13, 9-7 CIBA)		
Date	Opponent	Result
2/28	Cal Poly	W, 18-7
3/3	San Jose St	W, 3-1
3/6	San Francisco	W, 13-2
3/7	San Jose St	L, 0-3
3/21	Cal St Los Angeles	L, 1-5
3/23	San Diego Marines+	L, 7-8
3/24	USC+	W, 6-3
3/25	Fresno St+	L, 1-2
3/27	at UCLA*	W, 3-0
3/28	at UCLA*	W, 10-7
4/3	at San Jose St	L, 0-4
4/4	Sacramento St	W, 5-1
4/7	Pacific	W, 2-1
4/10	at Santa Clara*	L, 4-7
4/11	Santa Clara*	W, 7-5
4/14	San Francisco St	W, 4-2
4/17	at California*	L, 5-7
4/18	UCLA (Gm 1)*	W, 3-2
4/18	UCLA (Gm 2)*	W, 1-0
4/24	at Santa Clara*	W, 1-0
4/25	USC (Gm 1)*	L, 0-7
4/25	USC (Gm 2)*	L, 3-7
4/28	at San Francisco	W, 7-4
5/1	California*	W, 10-5
5/2	at California*	W, 15-6
5/5	San Diego Marines	L, 3-7
5/8	Pepperdine	W, 5-4
5/9	Pepperdine	W, 9-8
5/12	Santa Clara*	W, 7-2
5/15	at USC*	L, 3-10
5/16	at USC*	L, 1-14
5/19	Camp Pendleton Marines	W, 3-2
5/20	San Francisco Presidio	W, 11-0
5/23	California*	L, 2-8
<small>+Marine Tournament (San Diego, CA) *California Intercollegiate Baseball Association</small>		
1960 (20-17, 6-10 CIBA)		
Date	Opponent	Result
2/26	Cal Poly	W, 13-3
2/27	San Jose St	W, 12-2
3/4	San Francisco	W, 3-2
3/5	Pacific	W, 14-5
3/21	Marines Recruiting Depot+	W, 10-3
3/22	San Diego St+	W, 6-2
3/23	Marines Recruiting Depot+	L, 2-3
3/25	at UCLA*	L, 3-5
3/26	at UCLA*	L, 2-3
3/29	California*	L, 3-4
4/1	at San Jose St	L, 3-4
4/2	San Jose St	L, 4-14
4/4	Japanese All-Stars	W, 3-2
4/5	UC Davis	W, 3-2
4/8	UCLA*	L, 1-5
4/9	at Santa Clara (Gm 1)*	L, 1-2
4/9	at Santa Clara (Gm 2)*	W, 6-1
4/12	Long Beach St	L, 5-8
4/15	Cal St Los Angeles	W, 7-2
4/16	Cal St Los Angeles	W, 8-2
4/22	UCLA*	W, 11-5
4/23	USC (Gm 1)*	L, 2-4
4/23	USC (Gm 2)*	W, 3-2
4/26	San Francisco	L, 9-18
4/29	Pepperdine	W, 8-2
4/30	Pepperdine	L, 1-10
5/3	San Francisco St	W, 8-1
5/6	at California*	W, 8-5
5/7	California*	W, 13-7
5/10	Sacramento St	L, 4-8
5/13	at California*	W, 3-1
5/14	Santa Clara (Gm 1)*	W, 2-0
5/14	Santa Clara (Gm 2)*	L, 7-10
5/17	San Diego Marines	W, 8-6




Steve Dunning

5/20	at USC*	L, 3-9
5/21	at USC*	L, 6-19
<small>+Marine Tournament (San Diego, CA) *California Intercollegiate Baseball Association</small>		
1961 (26-17, 5-11 CIBA)		
Date	Opponent	Result
2/24	Cal Poly	W, 8-7
2/25	San Jose St	W, 4-1
3/1	Pacific	W, 17-3
3/3	San Francisco	W, 7-0
3/10	Chico St	W, 9-8
3/11	Chico St	L, 3-4 (13)
3/25	Oregon	L, 0-7
3/27	Fresno St+	W, 9-5
3/28	USC+	L, 1-8
3/29	Arizona St+	W, 9-1
3/30	San Diego Marines+	W, 7-1
3/31	at UCLA*	L, 3-4
4/1	at UCLA*	L, 3-5
4/7	Pepperdine	W, 3-1
4/8	Pepperdine	W, 7-2
4/11	at San Jose St	W, 7-3
4/14	USC*	L, 2-3
4/15	UCLA (Gm 1)*	L, 2-4
4/15	UCLA (Gm 2)*	L, 0-4
4/18	San Jose St	W, 8-0
4/22	California*	W, 5-2
4/25	San Francisco	W, 7-2
4/28	at USC*	L, 2-7
4/29	at USC*	L, 2-11
5/2	San Francisco St	W, 7-6
5/5	California*	L, 4-7 (10)
5/6	at California*	L, 1-3
5/8	UC Davis	W, 8-3
5/12	USC*	W, 5-3
5/13	Santa Clara (Gm 1)*	W, 9-4
5/13	Santa Clara (Gm 2)*	W, 5-4
5/16	San Diego Marines	W, 3-2
5/19	at Santa Clara (Gm 1)*	L, 0-4
5/19	at Santa Clara (Gm 2)*	W, 7-4
5/20	at California*	L, 2-3 (10)
6/15	Keio University, Japan#	L, 2-5
6/16	Hawaii Marines#	W, 2-1
6/18	Hawaii#	W, 8-1
6/20	Hickam Air Force#	W, 8-1
6/24	Pearl Harbor NAS#	L, 3-4
6/26	SubPac#	L, 1-2
6/28	Barber's Point#	W, 16-3
<small>+Marine Tournament (San Diego, CA) #Honolulu Tournament (Honolulu, HI) *California Intercollegiate Baseball Association</small>		
1962 (21-14, 6-10 CIBA)		
Date	Opponent	Result
2/24	San Francisco	W, 3-2
3/3	at San Jose St	L, 3-10
3/6	San Francisco St	W, 9-4
3/9	UC Davis	W, 2-0
3/10	San Francisco St	L, 5-6
3/26	at San Diego St	L, 2-20
3/27	at San Diego St	W, 4-1
3/28	at California Western	W, 14-10
3/29	at California Western	L, 1-4
3/30	at USC*	L, 2-8
3/31	at USC*	L, 1-3 (11)
4/6	UCLA*	L, 3-4 (10)
4/7	at Santa Clara (Gm 1)*	L, 7-9
4/7	at Santa Clara (Gm 2)*	W, 18-4
4/9	Saint Mary's	W, 19-2
4/10	Claremont	L, 4-6
4/13	at UCLA*	W, 4-0
4/14	at UCLA*	W, 11-10
4/20	Air Force	W, 4-0
4/21	Air Force	W, 6-4
4/27	UCLA*	W, 10-9




Rick Lundblade

4/28	USC (Gm 1)*	W, 15-4
4/28	USC (Gm 2)*	W, 5-4
5/1	San Francisco St	W, 7-5
5/4	at California*	L, 1-4
5/5	California*	W, 4-1
5/7	Pacific	W, 15-6
5/8	at California*	L, 2-5
5/11	Cal Poly Pomona	W, 4-3 (10)
5/12	Cal Poly Pomona	L, 1-2 (13)
5/15	San Quentin	W, 6-2
5/18	California*	W, 8-7
5/19	Santa Clara (Gm 1)*	L, 4-8 (10)
5/19	Santa Clara (Gm 2)*	L, 2-4
<small>*California Intercollegiate Baseball Association</small>		
1963 (24-11, 8-8 CIBA)		
Date	Opponent	Result
2/19	San Francisco	L, 5-7
2/22	Cal Poly	W, 8-0
2/26	San Francisco	W, 9-2
3/1	at San Jose St	W, 7-5
3/2	San Jose St	W, 5-1
3/5	UC Davis	W, 7-5
3/8	Chico St	W, 5-3
3/9	Chico St	W, 7-2
3/25	at Cal Poly	L, 2-3
3/26	at UC Santa Barbara	W, 7-2
3/27	at UC Santa Barbara	W, 9-5
3/29	at USC*	L, 1-2 (11)
3/30	at USC*	L, 0-1
4/2	Pacific	W, 11-0
4/5	Cal Poly Pomona	L, 3-5
4/9	Humboldt St (Gm 1)*	W, 12-5
4/9	Humboldt St (Gm 2)*	W, 3-0
4/11	Santa Clara*	W, 2-0
4/16	San Francisco St	W, 5-0
4/20	UCLA (Gm 1)*	W, 3-0
4/20	UCLA (Gm 2)*	W, 3-1
4/26	at Santa Clara (Gm 1)*	L, 3-4
4/26	at Santa Clara (Gm 2)*	W, 4-1
4/27	USC (Gm 1)*	L, 1-2 (10)
4/27	USC (Gm 2)*	W, 6-3
4/30	Pepperdine	W, 6-2
5/3	California*	L, 4-5
5/4	at California*	W, 5-1
5/7	at Saint Mary's	W, 13-0
5/10	at UCLA*	L, 0-6
5/11	at UCLA*	W, 7-3 (13)
5/14	Santa Clara*	L, 0-3
5/18	California (Gm 1)*	L, 3-6
5/18	California (Gm 2)*	W, 7-6
<small>*California Intercollegiate Baseball Association</small>		
1964 (20-24, 4-16 CIBA)		
Date	Opponent	Result
2/18	San Francisco	W, 15-1
2/21	San Jose St	W, 8-2
2/22	at San Jose St	W, 4-0
2/25	San Francisco St	W, 10-7
2/28	Cal Poly	W, 9-6
2/29	Chico St	W, 7-0
3/3	UC Davis	W, 5-2
3/6	at Santa Clara*	L, 2-15
3/7	Santa Clara*	L, 3-9
3/23	Oregon	W, 3-1
3/24	Oregon St	L, 0-6
3/25	Oregon St	L, 7-9
3/27	at UCLA*	L, 3-8
3/28	at UC Santa Barbara (Gm 1)*	L, 3-8
3/28	at UC Santa Barbara (Gm 2)*	L, 0-4
3/31	Saint Mary's	W, 11-1
4/3	California*	W, 5-4
4/4	at California*	W, 2-1
4/7	Washington St	L, 9-11 (10)
4/11	UCLA (Gm 1)*	L, 7-16
4/11	UCLA (Gm 2)*	L, 0-1



Eric Hardgrave

4/13	USC*	L, 2-3
4/14	at San Francisco	W, 12-8
4/17	Cal Poly Pomona	W, 7-6
4/18	Cal Poly Pomona	L, 6-7
4/21	San Francisco St	W, 5-2
4/24	at UCLA*	L, 3-4
4/25	at USC (Gm 1)*	L, 4-5
4/25	at USC (Gm 2)*	L, 5-11
4/28	at Saint Mary's	L, 5-6
5/1	at California*	W, 3-2 (12)
5/2	California*	L, 0-2
5/5	Pacific	L, 3-6
5/8	USC*	L, 2-9
5/9	UC Santa Barbara (Gm 1)*	W, 4-0
5/9	UC Santa Barbara (Gm 2)*	L, 2-3
5/12	San Francisco	W, 16-8
5/15	at Santa Clara*	L, 2-10
5/16	Santa Clara*	L, 0-3
N/A	Hickam Air Force Base#	W, 9-2
N/A	UCLA#	L, 1-2
N/A	SubPac#	W, 3-2
N/A	Scotfield Barracks#	L, 7-10
<small>*California Intercollegiate Baseball Association #Honolulu Tournament (Honolulu, HI)</small>		
1965 (32-13, 11-9 CIBA) NCAA District-8 Tournament		
Date	Opponent	Result
2/16	San Francisco	W, 5-0
2/19	San Francisco St	W, 12-4
2/20	San Francisco St	W, 12-0
2/23	San Jose St	W, 8-6
2/26	at Sacramento St	W, 13-1
2/27	at UC Davis	W, 16-4
3/2	Cal St Hayward	W, 6-5
3/5	California*	W, 2-1
3/22	San Diego Marines+	L, 12-13 (10)
3/23	Washington+	W, 7-2
3/24	Utah+	W, 7-0
3/25	Vandenberg Air Force Base+	W, 15-9
3/26	at UCLA*	W, 12-7
3/27	at USC (Gm 1)*	L, 3-10
3/27	at USC (Gm 2)*	W, 5-4
3/30	Saint Mary's	W, 21-2
4/3	Air Force (Gm 1)	W, 5-2
4/3	Air Force (Gm 2)	W, 4-0
4/9	Santa Clara*	W, 5-2
4/13	UC Davis	W, 3-0
4/14	at San Francisco St	W, 10-3
4/15	at Santa Clara*	L, 1-13
4/16	at UCLA*	W, 15-10
4/17	at UC Santa Barbara (Gm 1)*	L, 2-4
4/17	at UC Santa Barbara (Gm 2)*	L, 0-2
4/23	USC*	L, 1-5
4/24	UCLA (Gm 1)*	W, 4-0
4/24	UCLA (Gm 2)*	W, 8-7
4/27	at San Jose St	W, 9-5
4/30	California (Gm 1)*	L, 0-8
4/30	California (Gm 2)*	W, 2-0
5/1	at California*	W, 14-1
5/4	San Diego Marines	W, 11-3
5/7	USC*	W, 2-1
5/8	UC Santa Barbara (Gm 1)*	W, 10-0
5/8	UC Santa Barbara (Gm 2)*	W, 4-1
5/11	Pacific	W, 12-1
5/14	at Santa Clara*	L, 7-10
5/15	Santa Clara*	L, 4-5
N/A	San Fernando Valley St^	L, 1-2
N/A	San Fernando Valley St^	W, 12-0
N/A	San Fernando Valley St^	W, 11-6
N/A	Washington St^	L, 1-2
N/A	Washington St^	L, 3-13
<small>+Marine Tournament (San Diego, CA) *California Intercollegiate Baseball Association ^NCAA Tournament</small>		



Vince Sakowski

1966 (26-12-2, 12-8 CIBA) CIBA Champions		
Date	Opponent	Result
2/15	Cal St Hayward	T, 4-4
2/18	San Francisco	W, 2-1
2/25	San Francisco St	W, 11-0
2/26	Cal Poly	W, 7-1
2/28	Minor League All-Stars	W, 7-1
3/1	UC Davis	W, 8-3
3/4	Santa Clara*	L, 1-2
3/5	at Santa Clara*	L, 7-8
3/21	Portland St+	W, 10-4
3/22	Santa Clara+	W, 7-4
3/23	San Diego St+	L, 2-9
3/24	San Diego Marines+	L, 2-7
3/25	at UC Santa Barbara*	W, 4-0
3/26	at USC (Gm 1)*	L, 1-3
3/26	at USC (Gm 2)*	W, 4-0
3/29	Saint Mary's	W, 15-1
4/1	UCLA*	W, 1-0

YEAR-BY-YEAR GAME RESULTS (1967-75)

5/2	San Diego Marines	W, 6-5
5/3	San Francisco	L, 4-5
5/6	California*	W, 10-2
5/9	San Francisco St	W, 17-8
5/13	at Washington (Gm 1)*	W, 7-0
5/13	at Washington (Gm 2)*	W, 3-1
5/16	San Francisco St	W, 11-5
5/19	California*	W, 5-1
5/20	at California*	W, 6-3
5/26	Fresno St^	L, 3-7
5/27	Fresno St (Gm 1)^	W, 6-3
5/27	Fresno St (Gm 2)^	W, 6-4
6/12	Houston#	W, 12-1
6/13	Auburn#	W, 6-3
6/14	Arizona St#	L, 3-5
6/15	Auburn#	W, 5-3 (7)
6/16	Arizona St#	L, 3-4 (14)

*Atlantic Tournament (San Diego, CA)
 #Pac-8 Conference
 *NCAA District Playoff
 #College World Series (Omaha, NE)

1968

(36-12, 13-5 Pac-8)		
Date	Opponent	Result
2/10	UC Davis	W, 7-3
2/13	San Francisco	W, 2-0
2/24	Santa Clara (Gm 1)	L, 1-4
2/24	Santa Clara (Gm 2)	W, 6-0
2/27	San Jose St	W, 7-4
3/1	Cal Poly Pomona	W, 5-4
3/2	Cal Poly Pomona (Gm 1)	W, 1-0
3/2	Cal Poly Pomona (Gm 2)	W, 2-0
3/5	Pacific	W, 2-1
3/9	Fresno St (Gm 1)	W, 4-0
3/9	Fresno St (Gm 2)	W, 2-0
3/25	at Cal St Los Angeles	L, 0-1
3/26	at Long Beach St	W, 2-0
3/27	at Cal Poly Pomona	W, 4-3
3/28	at San Fernando Valley St	L, 2-4
3/29	at Chapman	W, 5-1
3/30	at USC	W, 9-4
4/2	at Cal St Hayward	W, 6-5
4/3	at San Francisco	W, 13-1
4/6	Brigham Young (Gm 1)	W, 6-1
4/6	Brigham Young (Gm 2)	W, 1-0
4/9	Chapman	W, 3-1
4/12	Cal St Hayward	L, 7-8
4/13	at Fresno St (Gm 1)	L, 1-3
4/13	at Fresno St (Gm 2)	W, 11-7
4/16	at Santa Clara	W, 6-5
4/19	UCLA*	W, 7-3
4/20	USC (Gm 1)*	L, 1-3
4/20	USC (Gm 2)*	T, 1-1
4/26	Washington St*	L, 6-7
4/27	Washington (Gm 1)*	W, 10-4
4/27	Washington (Gm 2)*	W, 7-0
4/29	Oregon St (Gm 1)*	W, 2-0
4/29	Oregon St (Gm 2)*	W, 11-2
4/30	Oregon*	W, 11-3
5/3	San Diego Marines	L, 5-6
5/4	at California*	W, 6-4
5/7	Sacramento St	W, 5-0
5/10	at USC*	L, 3-4
5/11	at UCLA (Gm 1)*	W, 8-4
5/11	at UCLA (Gm 2)*	W, 4-0
5/14	at Santa Clara	L, 5-7
5/17	at Oregon St*	L, 1-4
5/18	at Oregon (Gm 1)*	L, 4-5
5/18	at Oregon (Gm 2)*	W, 3-1
5/21	at Washington*	W, 12-0
5/24	at California*	W, 10-1
5/25	California*	W, 2-0

1969

(34-12, 16-5 Pac-8)		
Date	Opponent	Result
2/4	Pittsburgh Rookies	W, 5-4
2/5	San Francisco	L, 2-3
2/6	Phillies Rookies	W, 2-1
2/27	San Jose St	W, 10-6
3/4	at Pacific	W, 5-1
3/7	Cal Poly Pomona	W, 10-1
3/8	Cal Poly Pomona (Gm 1)	W, 1-0
3/8	Cal Poly Pomona (Gm 2)	W, 5-4
3/22	Cal St Los Angeles (Gm 1)	W, 2-1
3/22	Cal St Los Angeles (Gm 2)	L, 2-5
3/24	at Cal Poly Pomona	W, 3-1
3/25	at Long Beach St	W, 11-5
3/26	at San Fernando Valley St	W, 19-10
3/28	at Cal St Los Angeles	W, 5-0
2/29	at Chapman	L, 4-6
4/2	at Santa Clara (Gm 1)	L, 5-6
4/2	at Santa Clara (Gm 2)	L, 1-2
4/8	Cal St Hayward	W, 6-0

4/11	at UCLA*	W, 3-2
4/12	at USC (Gm 1)*	L, 0-1
4/12	at USC (Gm 2)*	W, 4-3
4/15	at Santa Clara	L, 4-6
4/16	San Francisco St*	W, 5-0
4/18	Oregon St*	W, 4-0
4/19	Oregon (Gm 1)*	W, 2-1
4/19	Oregon (Gm 2)*	W, 3-0
4/21	Washington St (Gm 1)*	W, 2-1
4/21	Washington St (Gm 2)*	L, 1-3
4/22	Washington*	W, 3-0
4/25	USC*	W, 3-2
4/26	UCLA (Gm 1)*	L, 0-5
4/26	UCLA (Gm 2)*	L, 3-4
4/30	Cal St Hayward	W, 4-2
5/1	San Francisco	W, 2-1
5/2	San Diego Marines	W, 3-2
5/3	California*	W, 10-4
5/6	at San Jose St	W, 3-0
5/9	at Washington St*	W, 5-4
5/10	at Washington (Gm 1)*	W, 5-1
5/10	at Washington (Gm 2)*	W, 6-2
5/12	at Oregon St (Gm 1)*	W, 4-3
5/12	at Oregon St (Gm 2)*	W, 12-2
5/13	at Oregon*	L, 3-4
5/16	California*	W, 9-4
5/17	at California*	W, 4-3

1970

(36-16-1, 8-9 Pac-8)		
Date	Opponent	Result
2/3	Phillies Rookies	W, 3-2
2/6	San Francisco	W, 2-1
2/10	Cal St Hayward	W, 11-0
2/14	Cal Poly (Gm 1)	W, 4-0
2/14	Cal Poly (Gm 2)	W, 5-3
2/20	Cal Poly Pomona	W, 7-2
2/21	Cal Poly Pomona	L, 0-1
2/24	San Francisco St	W, 7-0
2/27	Santa Clara	W, 1-0
3/3	Pacific	W, 5-2
3/6	at San Jose St	W, 4-1
3/7	Fresno St (Gm 1)	L, 0-6
3/7	Fresno St (Gm 2)	T, 1-1 (12)
3/21	at Claremont	W, 8-0
3/23	Arizona St+	W, 1-0
3/24	Oregon St+	W, 13-3
3/24	St John's+	W, 8-2
3/25	UC Riverside+	W, 7-2
3/26	USC+	L, 5-7
3/28	Tulsa+	L, 0-7
3/28	Air Force+	L, 1-2
3/30	Santa Clara	W, 16-7
4/1	at Cal St Hayward	L, 4-3
4/3	at San Francisco St	W, 6-3
4/4	San Jose St (Gm 1)	W, 9-7
4/4	San Jose St (Gm 2)	W, 8-1
4/7	at Pacific	W, 8-3
4/9	at Saint Mary's	W, 12-3
4/11	at California*	L, 0-3
4/14	UC Davis	W, 11-2
4/16	San Diego St	L, 8-9
4/17	UCLA*	L, 4-5 (12)
4/18	USC (Gm 1)*	L, 0-3
4/18	USC (Gm 2)*	W, 2-1
4/21	at Santa Clara	L, 0-3
4/24	at USC*	W, 7-2
4/25	at UCLA (Gm 1)*	L, 4-8
4/25	at UCLA (Gm 2)*	W, 6-0
4/28	at San Francisco	W, 4-2
5/1	Oregon (Gm 1)*	W, 8-6
5/1	Oregon (Gm 2)*	W, 8-4
5/2	Oregon St (Gm 1)*	L, 1-5
5/2	Oregon St (Gm 2)*	L, 1-3
5/5	Saint Mary's	W, 7-1
5/8	at Washington St (Gm 1)*	L, 0-3
5/8	at Washington St (Gm 2)*	L, 0-7
5/9	at Washington (Gm 1)*	W, 7-0
5/9	at Washington (Gm 2)*	W, 8-4
5/12	Santa Clara	W, 2-0
5/15	California*	W, 11-6
5/16	at California*	L, 6-7

1971

(39-20-1, 11-6 Pac-8)		
Date	Opponent	Result
2/2	Phillies Rookies	W, 6-5
2/5	Phillies Rookies	W, 9-1
2/9	San Francisco St	W, 4-2
2/12	at Cal St Hayward	W, 19-5
2/13	San Francisco (Gm 1)	W, 5-0
2/13	San Francisco (Gm 2)	T, 9-9
2/18	Santa Clara	L, 1-2
2/19	Cal Poly Pomona	L, 2-6
2/20	Cal Poly Pomona (Gm 1)	W, 7-0

2/20	Cal Poly Pomona (Gm 2)	W, 7-2
2/23	UC Davis	W, 5-4
2/26	at Santa Clara	L, 5-8
2/27	at Fresno St (Gm 1)	L, 0-2
2/27	at Fresno St (Gm 2)	W, 1-0
3/2	at Pacific	W, 3-0
3/3	at San Jose St	L, 3-4
3/5	Saint Mary's	L, 6-8
3/6	Fresno St (Gm 1)	W, 3-0
3/6	Fresno St (Gm 2)	W, 6-0
3/22	Kansas St+	W, 8-7
3/23	Oklahoma+	W, 12-3
3/24	UC Riverside+	L, 3-5
3/24	Arizona St+	L, 3-13
3/25	Air Force Academy+	W, 14-4
3/26	Oregon St+	W, 10-5
3/27	Brigham Young+	W, 14-4
3/27	Arizona St+	W, 7-5
3/30	at Santa Clara	L, 4-13
3/31	Cal St Hayward	W, 6-2
4/3	Air Force Academy (Gm 1)	W, 6-0
4/3	Air Force Academy (Gm 2)	W, 2-1
4/6	Chico St	W, 5-1
4/7	Chapman	W, 1-0
4/8	San Diego St	W, 9-3
4/10	California	W, 3-0
4/13	Pacific	W, 1-0
4/16	at UCLA*	L, 4-6
4/17	at USC (Gm 1)*	L, 1-3
4/17	at USC (Gm 2)*	L, 4-8
4/20	at UC Davis	W, 7-5
4/23	USC*	L, 1-2
4/24	UCLA (Gm 1)*	W, 2-1
4/24	UCLA (Gm 2)*	W, 3-2
4/27	at San Francisco	W, 9-2
4/30	Washington (Gm 1)*	W, 4-2
4/30	Washington (Gm 2)*	W, 10-1
5/1	Washington St (Gm 1)*	L, 3-5
5/1	Washington St (Gm 2)*	W, 11-1
5/4	San Jose St	L, 3-5
5/7	at Oregon St (Gm 1)*	L, 3-4
5/7	at Oregon St (Gm 2)*	W, 16-7
5/8	at Oregon (Gm 1)*	W, 11-1
5/8	at Oregon (Gm 2)*	W, 6-4
5/11	Santa Clara	L, 1-2
5/14	at California*	W, 4-3
5/15	California*	W, 2-1
5/20	Washington St^	W, 8-4
5/21	USC^	L, 3-9
5/22	Washington St^	L, 2-4

1972


(37-17-1, 9-9 Pac-8)		
Date	Opponent	Result
2/8	Phillies Rookies	W, 3-1
2/9	San Francisco	W, 6-0
2/11	Phillies Rookies	L, 2-5
2/12	San Francisco (Gm 1)	W, 1-0
2/12	San Francisco (Gm 2)	W, 9-0
2/15	at Cal St Hayward	W, 2-0
2/18	at UC Davis	L, 5-6
2/19	Santa Clara (Gm 1)	L, 2-8
2/19	Santa Clara (Gm 2)	W, 7-4
2/22	Saint Mary's	W, 1-0
2/25	at Santa Clara	W, 6-5
2/26	at Fresno St (Gm 1)	W, 4-2
2/26	at Fresno St (Gm 2)	L, 0-2
2/29	San Jose St	W, 8-2
3/1	at Santa Clara	W, 7-1
3/2	San Francisco	T, 3-3
3/3	at San Francisco St	W, 17-5
3/4	Fresno St (Gm 1)	W, 6-2
3/4	Fresno St (Gm 2)	W, 3-2
3/18	at Claremont	W, 7-5
3/20	Tennessee+	W, 8-3
3/20	UC Riverside+	W, 10-4
3/21	South Carolina+	W, 8-2
3/22	Arizona St+	L, 2-7
3/23	Cornell+	W, 5-2
3/24	UCLA+	W, 6-0
3/25	Santa Clara+	L, 5-6
3/26	Arizona St+	W, 9-2
3/30	New Mexico	W, 7-6
3/31	Stanislaus St	W, 5-4
4/1	UC Davis (Gm 1)	W, 4-0
4/1	UC Davis (Gm 2)	L, 4-6
4/4	Pacific	W, 14-3
4/7	at USC*	W, 2-0
4/8	at USC (Gm 1)*	W, 2-1
4/8	at USC (Gm 2)*	L, 2-3
4/14	UCLA*	W, 4-3
4/15	UCLA (Gm 1)*	W, 4-2
4/15	UCLA (Gm 2)*	L, 1-3
4/18	at Pacific	W, 5-4

4/21	at California*	W, 9-0
4/22	California (Gm 1)*	L, 8-9
4/22	California (Gm 2)*	L, 3-5
4/25	Cal St Hayward	W, 13-0
4/28	at UCLA*	W, 16-13
4/29	at UCLA (Gm 1)*	L, 7-8
4/29	at UCLA (Gm 2)*	W, 20-3
5/2	at San Jose St	L, 3-4
5/5	USC*	L, 3-4
5/6	USC (Gm 1)*	W, 9-1
5/6	USC (Gm 2)*	L, 7-10
5/9	UC Irvine	W, 9-0
5/12	California*	L, 9-12
5/13	at California (Gm 1)*	W, 3-0
5/13	at California (Gm 2)*	L, 0-2

1973

(37-20, 9-9 Pac-8)		
Date	Opponent	Result
2/5	Phillies Rookies (exhibit)	W, 2-0
2/7	Phillies Rookies (exhibit)	W, 12-1
2/12	at Saint Mary's	W, 7-3
2/16	Santa Clara	W, 3-2
2/17	Fresno St (Gm 1)	W, 3-1
2/17	Fresno St (Gm 2)	W, 2-1
2/19	at San Francisco (Gm 1)	L, 3-5
2/19	at San Francisco (Gm 2)	W, 6-3
2/21	Pacific	L, 2-5
2/23	at San Francisco St	W, 17-2
2/24	at Santa Clara	L, 3-4
3/2	Nevada	W, 10-2
3/5	Nicaragua (exhibit)	W, 2-1
3/7	at San Jose St	W, 1-0
3/9	Santa Clara (Gm 1)	W, 3-2
3/9	Santa Clara (Gm 2)	L, 1-2
3/10	at Fresno St (Gm 1)	W, 2-1
3/10	at Fresno St (Gm 2)	L, 1-7
3/24	at Cal St Northridge (Gm 1)	W, 5-2
3/24	at Cal St Northridge (Gm 2)	W, 6-5
3/26	Washington St+	W, 14-0
3/27	Massachusetts+	L, 6-7
3/28	UC Riverside+	W, 4-3
3/28	Arizona St+	L, 2-18
3/29	Hawaii+	W, 5-0
3/30	Vanderbilt+	W, 6-0
3/31	USC+	L, 2-8
4/4	San Francisco	W, 14-4
4/6	at UCLA*	L, 2-3
4/7	at UCLA (Gm 1)*	W, 7-3
4/7	at UCLA (Gm 2)*	L, 2-4
4/9	San Francisco	W, 7-0
4/10	San Jose St	W, 7-2
4/11	UC Davis	W, 11-3
4/13	USC*	L, 1-2
4/14	USC (Gm 1)*	W, 1-0
4/14	USC (Gm 2)*	L, 0-3
4/17	at UC Davis	W, 6-5
4/18	San Jose St	W, 5-4
4/20	California*	L, 1-2
4/21	at California (Gm 1)*	W, 12-10
4/21	at California (Gm 2)*	L, 5-6
4/24	at Cal St Hayward	L, 4-6
4/25	San Francisco St	W, 6-0
4/27	at USC*	L, 8-12
4/28	at USC (Gm 1)*	W, 3-1
4/28	at USC (Gm 2)*	L, 0-0
5/1	at Pacific	W, 6-0
5/2	Saint Mary's	W, 10-1
5/4	UCLA*	L, 1-2
5/5	UCLA (Gm 1)*	W, 4-2
5/8	at San Jose St	L, 2-4
5/9	Cal St Hayward	L, 4-12
5/11	at California*	W, 4-0
5/12	California (Gm 1)*	W, 2-2


YEAR-BY-YEAR GAME RESULTS (1976-81)




Pete Stanicek




Mike Aldrete



Jeff Ballard



Mike Dotterer



Tim Griffin

5/10 California (Gm 2)* L, 1-10
 5/11 at California* L, 1-4
 +UC Riverside Invitational Tour. (Riverside, CA)
 *Pac-8 Conference

1976

(42-23, 14-10 CIBA)

Date	Opponent	Result
2/7	San Francisco (Gm 1)	W, 4-3
2/7	San Francisco (Gm 2)	W, 3-2
2/10	at San Francisco St	W, 15-4
2/11	Santa Clara	L, 3-4
2/13	San Jose St	W, 7-4
2/17	at Cal St Hayward	L, 7-8
2/18	at Santa Clara	L, 4-6
2/20	at Fresno St	W, 13-7
2/21	at Fresno St (Gm 1)	L, 3-6
2/21	at Fresno St (Gm 2)	L, 3-4
2/24	at San Francisco St	W, 9-4
2/25	Santa Clara	W, 3-2
2/27	at Cal Poly	L, 5-6
2/28	at Cal Poly (Gm 1)	W, 7-4
2/28	at Cal Poly (Gm 2)	W, 7-0
3/3	at Santa Clara	L, 1-4
3/5	Gonzaga	W, 15-12
3/6	Fresno St (Gm 1)	W, 7-0
3/6	Fresno St (Gm 2)	W, 12-1
3/8	UC Davis (Gm 1)	L, 2-7
3/8	UC Davis (Gm 2)	W, 8-6
3/9	at San Jose St	W, 11-4
3/12	at UCLA	L, 3-5
3/13	at UCLA (Gm 1)	W, 5-4
3/13	at UCLA (Gm 2)	L, 3-4
3/22	Tulsa+	W, 5-4
3/23	Delaware+	W, 11-10
3/24	Eastern Michigan+	W, 4-3
3/25	Brigham Young+	W, 4-2
3/26	Oregon St+	W, 8-6
3/27	Arizona St+	L, 2-8
3/27	UC Riverside+	L, 10-11
3/27	Arizona St+	L, 0-13
3/30	Cal St Hayward	W, 8-2
4/2	at USC*	L, 1-10
4/3	at USC (Gm 1)*	L, 1-9
4/3	at USC (Gm 2)*	W, 8-0
4/6	at San Jose St	W, 10-2
4/7	Sacramento St	W, 7-2
4/9	UC Santa Barbara*	W, 4-3
4/10	UC Santa Barbara (Gm 1)*	W, 3-1
4/10	UC Santa Barbara (Gm 2)*	W, 1-0
4/13	at San Francisco	L, 4-8
4/14	San Jose St	W, 18-7
4/16	California*	L, 6-10
4/17	California (Gm 1)*	W, 5-3
4/17	California (Gm 2)*	W, 4-1
4/20	Saint Mary's	W, 9-6
4/21	at Sacramento St	W, 8-7
4/23	UCLA*	W, 13-9
4/24	UCLA (Gm 1)*	L, 7-8
4/24	UCLA (Gm 2)*	L, 3-5
4/27	at UC Davis	W, 9-8
4/28	San Francisco St	W, 8-1
4/30	USC*	L, 4-6
5/1	USC*	W, 4-2
5/2	USC*	L, 0-7
5/4	at Saint Mary's	W, 4-3
5/5	San Francisco St	L, 0-5
5/7	at UC Santa Barbara*	L, 3-5
5/8	at UC Santa Barbara (Gm 1)*	W, 5-3
5/8	at UC Santa Barbara (Gm 2)*	W, 15-5
5/14	at California*	W, 4-3
5/15	California (Gm 1)*	W, 3-2
5/15	California (Gm 2)*	W, 12-8

+UC Riverside Invitational Tour. (Riverside, CA)
 *California Intercollegiate Baseball Association

1977

(43-23, 5-13 Pac-8 Southern Div.)

Date	Opponent	Result
2/4	San Francisco	W, 6-1
2/5	San Francisco (Gm 1)	W, 6-5
2/5	San Francisco (Gm 2)	W, 9-0
2/7	Santa Clara	W, 10-4
2/8	Pacific	L, 4-7
2/11	at Cal St Hayward	W, 6-5
2/12	Chico St (Gm 1)	W, 4-3
2/12	Chico St (Gm 2)	L, 2-3
2/15	San Jose St	W, 8-6
2/16	at Santa Clara	L, 5-8
2/19	UC Davis (Gm 1)	W, 10-1
2/19	UC Davis (Gm 2)	W, 6-1
2/22	at Stanislaus St	W, 4-2
2/25	at San Jose St	L, 1-2
2/26	Pepperdine (Gm 1)	W, 8-0
2/26	Pepperdine (Gm 2)	W, 2-1
3/1	at Santa Clara	W, 7-4
3/2	Cal St Hayward	W, 11-4
3/4	at San Francisco St	W, 16-14
3/5	San Francisco St (Gm 1)	W, 15-6
3/5	San Francisco St (Gm 2)	W, 15-0
3/7	Stanislaus St	W, 7-6
3/8	San Jose St	W, 6-5
3/9	Sacramento St (Gm 1)	W, 4-0
3/9	Sacramento St (Gm 2)	W, 9-3
3/11	at San Francisco St	W, 22-0
3/19	Gonzaga (Gm 1)	W, 3-2
3/19	Gonzaga (Gm 2)	L, 6-10
3/21	Oregon College of Education (Gm 1)	W, 7-0
3/21	Oregon College of Education (Gm 2)	W, 11-1
3/22	Oregon	W, 7-1
3/23	UC Irvine	W, 4-0
3/24	at USC*	L, 5-7
3/25	at USC*	L, 2-9
3/26	at USC*	L, 3-4
3/28	San Francisco+	W, 7-2
3/29	San Diego St+	W, 6-4
3/30	Pacific+	W, 6-3
3/31	San Jose St+	W, 9-2
4/1	Oregon St+	W, 9-0
4/2	Arizona+	L, 8-8
4/2	Pacific+	W, 15-6
4/5	San Diego	L, 10-11
4/8	at UCLA*	L, 3-4
4/9	at UCLA (Gm 1)*	L, 6-8
4/9	at UCLA (Gm 2)*	L, 4-5
4/12	at San Francisco	W, 3-2
4/15	at California*	W, 8-4
4/16	California (Gm 1)*	W, 4-2
4/16	California (Gm 2)*	L, 3-5
4/19	at UC Davis	W, 16-4
4/22	USC*	L, 4-20
4/23	USC*	L, 4-9
4/24	USC*	W, 11-3
4/26	Saint Mary's	L, 9-12
4/29	Cal Poly	W, 5-1
4/30	Cal Poly (Gm 1)	L, 0-3
4/30	Cal Poly (Gm 2)	W, 5-1
5/3	at Pacific	W, 8-1
5/6	UCLA*	W, 5-4
5/7	UCLA (Gm 1)*	W, 19-3
5/7	UCLA (Gm 2)*	L, 1-7
5/10	at Saint Mary's	L, 1-4
5/13	at California*	L, 8-9
5/14	California (Gm 1)*	L, 5-7
5/14	California (Gm 2)*	L, 6-7

+San Jose Spartan Classic Tournament (San Jose, CA)

*Pac-8 Southern Division

1978

(35-20-1, 6-12 Pac-10 Southern Div.)

Date	Opponent	Result
2/1	San Francisco	W, 8-1
2/6	Pacific	W, 6-3
2/10	Pacific	T, 3-3
2/11	at Cal St Hayward	W, 6-2
2/12	Cal St Hayward	W, 8-3
2/17	Pepperdine	W, 14-2
2/18	Pepperdine (Gm 1)	W, 3-2
2/18	Pepperdine (Gm 2)	W, 4-1
2/20	at Santa Clara	W, 10-5
2/21	at Fresno St (Gm 1)	L, 2-4
2/21	at Fresno St (Gm 2)	L, 8-9
2/24	at Cal Poly	W, 5-3
2/25	at Cal Poly (Gm 1)	W, 6-5
2/25	at Cal Poly (Gm 2)	W, 2-1
2/28	at Santa Clara	W, 12-3
3/8	Fresno St	W, 8-5
3/10	San Jose St	W, 7-4
3/11	San Jose St (Gm 1)	W, 9-8
3/11	San Jose St (Gm 2)	W, 6-1
3/12	San Francisco	W, 14-1
3/15	Boise St	W, 14-2
3/16	San Francisco St	W, 11-2
3/17	San Francisco St	W, 4-1
3/27	UC Riverside+	W, 6-5
3/28	Valdosta St+	W, 13-11
3/28	Washington St+	L, 3-6
3/29	Oregon St+	W, 11-7
3/30	Maine+	L, 4-7
3/31	California+	W, 8-2
4/1	Oral Roberts+	L, 1-9
4/4	at UC Davis	L, 2-8
4/7	UCLA*	W, 8-7
4/8	UCLA (Gm 1)*	W, 10-9
4/8	UCLA (Gm 2)*	L, 2-4
4/11	Cal St Dominguez Hills	L, 11-13
4/13	at USC*	L, 0-7
4/14	at USC*	W, 3-2
4/15	at USC*	L, 3-8
4/18	Saint Mary's	W, 5-4
4/19	Tulane	W, 13-2
4/21	California*	L, 8-10
4/22	at California*	L, 6-14
4/25	San Jose St	L, 4-9
4/28	at UCLA*	L, 2-6
4/29	at UCLA (Gm 1)*	L, 8-15
4/29	at UCLA (Gm 2)*	W, 8-6
5/2	at Saint Mary's	W, 7-5
5/5	USC*	L, 7-17
5/6	USC*	L, 3-4
5/7	USC*	L, 6-12
5/9	at San Francisco	W, 19-8
5/10	Santa Clara	W, 7-6
5/12	at California (Gm 1)*!	W, 11-10
5/12	at California (Gm 2)*	L, 6-7
5/13	California (Gm 1)*	L, 11-14
5/13	California (Gm 2)*	W, 6-4

+UC Riverside Invitational Tour. (Riverside, CA)

*Pac-10 Southern Division

! Completion Of Gm Started 4/22

1979

(35-23, 13-17 Pac-10 Southern Div.)

Date	Opponent	Result
1/29	Pacific	W, 5-1
2/1	Humboldt St	W, 6-0
2/2	Nevada (Gm 1)	W, 17-3
2/2	Nevada (Gm 2)	W, 3-1
2/5	San Francisco	W, 9-5
2/8	at Cal Poly	W, 12-5
2/9	at Cal Poly (Gm 1)	W, 14-9
2/9	at Cal Poly (Gm 2)	W, 4-0
2/12	Santa Clara	W, 6-5
2/23	at San Jose St (Gm 1)	W, 5-4
2/23	at San Jose St (Gm 2)	W, 2-1
2/24	San Jose St	W, 9-3
2/26	at Santa Clara	L, 4-5
2/29	Arizona*	W, 10-6
3/1	Arizona*	W, 2-3
3/3	Arizona*	L, 2-6
3/6	at Arizona St*	L, 2-34
3/7	at Arizona St*	L, 10-11
3/8	at Arizona St*	L, 11-13
3/13	at USC*	L, 5-13
3/14	at USC*	L, 2-5
3/15	at USC*	L, 9-10
3/22	Saint Mary's (Gm 1)	W, 2-2
3/22	Saint Mary's (Gm 2)	W, 3-0

1980

(35-20-1, 6-12 Pac-10 Southern Div.)

Date	Opponent	Result
2/24	Pepperdine (Gm 1)	W, 9-8
2/24	Pepperdine (Gm 2)	L, 2-7
2/26	San Francisco	W, 7-5
2/27	Santa Clara	W, 3-2
3/1	at Arizona*	L, 5-6
3/2	at Arizona*	W, 9-7
3/3	at Arizona*	L, 6-15
3/6	Fresno St	W, 5-3
3/9	USC*	L, 2-12
3/10	USC*	L, 2-9
3/11	USC*	L, 5-6
3/16	Arizona St*	W, 8-4
3/17	Arizona St*	L, 4-12
3/24	at Cal St Fullerton (Gm 1)	L, 3-8
3/24	at Cal St Fullerton (Gm 2)	W, 3-2
3/25	at Pepperdine	L, 5-8
3/26	at Loyola Marymount	W, 5-4
3/30	at UCLA*	L, 3-6
3/31	at UCLA (Gm 1)*	L, 9-7
3/31	at UCLA (Gm 2)*	W, 2-0
4/3	San Jose St	W, 9-3
4/6	at California*	W, 4-2
4/7	California (Gm 1)*	L, 1-4
4/7	California (Gm 2)*	W, 12-4
4/10	UC Davis	W, 11-0
4/12	at Arizona St*	W, 15-7
4/13	at Arizona St (Gm 1)*	L, 9-11
4/13	at Arizona St (Gm 2)*	L, 9-19
4/14	at Arizona St*	W, 6-4
4/17	Santa Clara	L, 2-3
4/18	Pacific	W, 5-3
4/20	Arizona*	W, 13-7
4/21	Arizona*	W, 13-4
4/22	Arizona*	L, 6-8
4/24	Saint Mary's	W, 9-8
4/26	at USC*	L, 8-12
4/27	at USC*	L, 7-14
4/28	at USC*	W, 13-9
5/1	at Santa Clara	W, 7-2
5/4	UCLA*	W, 5-4
5/5	UCLA (Gm 1)*	W, 10-4
5/5	UCLA (Gm 2)*	L, 3-4
5/8	at Saint Mary's	W, 5-4
5/9	at Santa Clara	L, 4-10
5/11	California*	W, 9-5
5/12	at California (Gm 1)*	L, 6-7
5/12	at California (Gm 2)*	L, 6-7

+UC Riverside Invitational Tour. (Riverside, CA)

*Pac-10 Southern Division

1981

(43-22, 16-14 Pac-10 Southern Div.)

Date	Opponent	Result
1/31	UC Davis (Gm 1)	W, 20-0
1/31	UC Davis (Gm 2)	W, 4-1
2/1	at Santa Clara	W, 5-0
2/4	at Cal St Hayward	W, 8-0
2/6	Nevada	W, 9-6
2/10	San Francisco St	W, 6-2
2/14	at San Francisco	W, 13-2
2/15	San Francisco (Gm 1)	L, 3-8
2/15	San Francisco (Gm 2)	W, 7-2
2/16	Santa Clara	W, 7-2
2/17	at Pacific	W, 8-0
2/20	at San Jose St	L, 4-15
2/21	San Jose St (Gm 1)	L, 3-7
2/21	San Jose St (Gm 2)	W, 4-2
2/24	Fresno St	W, 3-2
2/27	at Cal St Fullerton	W, 6-3
3/3	Sonoma St	W, 9-0
3/6	Arizona*	L, 4-9
3/7	Arizona*	W, 5-4
3/8	Arizona*	W, 14-12
3/12	USC*	L, 4-5
3/14	USC*	L, 10-11
3/21	at UCLA (Gm 1)*	W, 20-3
3/21	at UCLA (Gm 2)*	W, 8-2
3/22	at UCLA*	W, 11-5
3/23	at Pepperdine	L, 2-6
3/26	at UC Irvine	W, 10-2
3/27	at Arizona St*	L, 2-9
3/28	at Arizona St*	L, 7-12
3/29	at Arizona St*	L, 6-9
3/31	Oregon	W, 12-0
4/1	UC Riverside	W, 10-8
4/3	California*	L, 10-11
4/4	at California*	L, 11-12
4/5	California*	W, 12-7
4/7	at San Jose St	W, 16-5
4/9	at USC*	W, 17-9
4/10	at USC (Gm 1)*	W, 8-4
4/10	at USC (Gm 2)*	L, 5-12
4/11	at USC*	L, 10-12
4/14	Saint Mary's	W, 7-6

+UC Riverside Invitational Tour. (Riverside, CA)

*Pac-10 Southern Division

YEAR-BY-YEAR GAME RESULTS (1982-1988)

4/16 UCLA*	W, 6-5
4/17 UCLA*	L, 9-15
4/18 UCLA*	L, 7-10
4/20 Stanislaus St	W, 10-7
4/21 at Fresno St	L, 4-5
4/24 at Arizona*	W, 11-6
4/25 at Arizona*	L, 16-18
4/26 at Arizona*	W, 21-13
4/28 at Saint Mary's	L, 2-3
4/29 Santa Clara	W, 10-9
5/1 Arizona St*	W, 18-3
5/2 Arizona St*	W, 9-4
5/3 Arizona St*	W, 16-4
5/5 at Santa Clara	W, 9-2
5/8 at California*	W, 12-8
5/9 California*	W, 8-7
5/10 at California*	L, 6-12
5/15 at Washington	W, 10-8
5/16 at Washington	W, 10-6
5/22 Lamar^	L, 5-6
6/23 Brigham Young^	W, 2-1
6/24 Lamar^	W, 9-1
6/26 Texas (Gm 1)^	W, 9-8
6/26 Texas (Gm 2)^	L, 2-10

*Pac-10 Southern Division
^NCAA Central Regional (Austin, TX)

1982 (49-18-1, 20-10 Pac-10 Southern Div.) NCAA Regional Champions College World Series (5th-T)

Date	Opponent	Result
1/29	San Francisco	W, 6-1
1/30	San Francisco (Gm 1)	W, 7-6
1/30	San Francisco (Gm 2)	W, 3-0
2/2	Fresno St	W, 4-2
2/5	Cal St Fullerton	W, 2-0
2/6	Cal St Fullerton (Gm 1)	L, 3-10
2/6	Cal St Fullerton (Gm 2)	W, 5-4
2/7	UC Davis	W, 8-0
2/10	Cal St Hayward	W, 7-1
2/12	San Jose St	W, 8-0
2/14	San Jose St	W, 7-4
2/18	Santa Clara	T, 2-2
2/19	Cal Poly Pomona	W, 5-2
2/20	Pepperdine (Gm 1)	W, 4-2
2/20	Pepperdine (Gm 2)	W, 3-2
2/22	at San Jose St	W, 15-3
2/26	California*	W, 6-2
2/27	at California*	L, 1-2
2/28	California*	W, 9-1
3/3	Santa Clara	W, 2-1
3/5	at USC*	W, 12-7
3/6	at USC*	W, 11-5
3/7	at USC*	W, 11-4
3/9	San Francisco St	W, 10-8
3/12	Arizona*	W, 2-1
3/13	Arizona (Gm 1)^	W, 10-7
3/13	Arizona (Gm 2)^	W, 9-5
3/20	at UCLA (Gm 1)^	W, 11-5
3/20	at UCLA (Gm 2)^	L, 5-7
3/21	at UCLA*	W, 11-8
3/22	UC Riverside+	W, 7-4
3/23	Wisconsin+	W, 22-1
3/23	Washington+	W, 3-1
3/24	Tulane+	L, 4-5
3/25	Maine+	L, 4-7
3/26	Brigham Young+	L, 2-4
3/27	Oral Roberts+	L, 2-3
4/2	at Arizona St*	L, 4-16
4/3	at Arizona St*	L, 7-8
4/4	at Arizona St*	L, 5-19
4/5	at Arizona*	L, 4-7
4/6	at Arizona*	W, 19-7
4/7	at Arizona*	L, 2-4
4/12 San Jose St	W, 2-0	
4/13 at Santa Clara	W, 8-2	
4/17 UCLA (Gm 1)^	L, 3-4	
4/17 UCLA (Gm 2)^	W, 9-3	
4/18 UCLA*	W, 16-5	
4/19 Arizona St*	W, 8-0	
4/20 Arizona St*	L, 7-12	
4/21 Arizona St*	L, 3-15	
4/22 SF Giants (exhibit)	L, 5-6	
4/24 Alumni Gm (exhibit)	L, 3-8	
4/27 at Fresno St	L, 3-6	
4/30 USC*	W, 9-3	
5/1 USC*	W, 15-6	
5/2 USC*	W, 6-5	
5/4 at Santa Clara	W, 13-6	
5/6 at Sonoma St	L, 15-6	
5/14 at California*	W, 7-5	
5/15 California*	W, 8-5	
5/16 at California*	W, 9-3	
5/18 Oregon St\$	W, 15-6	
5/19 Oregon St\$	W, 15-4	
5/27 Hawaii^	W, 10-5	

5/28 at Fresno St^	W, 17-10
5/29 Pepperdine^	W, 5-8
6/5 South Carolina#	W, 15-4
6/8 Texas#	L, 6-8 (12)
6/9 Maine#	L, 5-8

+UC Riverside Invitational Tour. (Riverside, CA)
*Pac-10 Southern Division
\$Pac-10 Playoffs vs. Northern Division
^NCAA West I Regional (Fresno, CA)
#College World Series (Omaha, NE)

1983 (41-17-1, 20-10 Pac-10 Southern Div.) Pac-10 Southern Div. Champions NCAA Regional Champions College World Series (5th-T)

Date	Opponent	Result
1/30	San Francisco	W, 17-10
1/31	San Francisco	W, 28-5
2/1	at Cal St Hayward	T, 8-8
2/2	San Francisco	W, 6-3
2/4	at Cal St Fullerton	L, 5-9
2/6	at Cal St Fullerton (Gm 1)	L, 2-3
2/6	at Cal St Fullerton (Gm 2)	L, 5-8
2/11	at San Jose St	L, 2-3
2/14 San Jose St (Gm 1)	W, 9-2	
2/14 San Jose St (Gm 2)	W, 15-11	
2/15 Stanislaus St	W, 4-1	
2/19 Pacific (Gm 1)	W, 8-3	
2/19 Pacific (Gm 2)	W, 7-6	
2/20 at Pacific	W, 13-1	
2/21	Santa Clara	W, 4-0
2/22	Fresno St	W, 9-8
2/25	at UCLA*	W, 13-5
2/29	at UCLA	W, 7-1 (6)
3/4	at Arizona*	L, 3-4
3/5	at Arizona*	W, 10-9
3/6	at Arizona*	W, 15-6
3/8	at UC Davis	W, 16-6
3/19 USC*	W, 8-4	
3/25 Arizona St*	W, 9-8	
3/26 Arizona St (Gm 1)*	W, 6-5	
3/26 Arizona St (Gm 2)*	W, 6-5	
3/28 Arizona St*	W, 23-2	
3/29 Nevada	W, 7-1	
3/30 Santa Clara	W, 11-6	
4/1 at San Jose St	W, 9-2	
4/2 Saint Mary's	W, 7-2	
4/4 at Santa Clara	L, 4-7	
4/5 Sonoma St	W, 14-3	
4/8 at California*	L, 4-7	
4/9 California*	W, 5-4	
4/10 at California*	L, 2-3	
4/15 UCLA (Gm 1)^	W, 13-8	
4/15 UCLA (Gm 2)^	L, 11-12	
4/16 UCLA*	W, 10-4	
4/17 UCLA*	W, 10-3	
4/18 UCLA*	W, 4-3	
4/22 at Arizona St*	L, 0-2	
4/23 at Arizona St*	L, 1-10	
4/24 at Arizona St*	W, 9-7	
5/1 Arizona (Gm 1)^	L, 2-4	
5/1 Arizona (Gm 2)^	L, 1-3	
5/2 Arizona*	W, 5-3	
5/6 at USC*	W, 12-5	
5/7 at USC (Gm 1)^	L, 2-13	
5/7 at USC (Gm 2)^	L, 6-8	
5/8 at USC*	W, 12-5	
5/13 California*	W, 9-2	
5/14 at California*	W, 9-1	
5/15 California*	W, 6-3	
5/27 Oregon St^	W, 14-0	
5/28 San Diego St^	W, 4-3	
5/29 UC Santa Barbara^	W, 11-5	
6/3 Oklahoma St#	L, 1-3	
6/5 James Madison#	W, 3-1	
6/8 Michigan#	L, 4-11	

*Pac-10 Southern Division
^NCAA West I Regional (Stanford, CA)
#College World Series (Omaha, NE)

1984 (38-26-1, 18-12 Pac-10 Southern Div.) Pac-10 Southern Div. Co-Champions NCAA Regional

Date	Opponent	Result
1/27	at San Francisco	W, 10-3
1/28	San Francisco (Gm 1)	W, 12-1
1/28	San Francisco (Gm 2)	W, 2-1
1/31	at Stanislaus St	W, 5-1
2/3	Cal St Fullerton	L, 4-5
2/4	Cal St Fullerton	W, 7-1
2/5	Cal St Fullerton	L, 5-7
2/6	Fresno St	L, 2-3
2/10	San Jose St	L, 3-6
2/11 at San Jose St (Gm 1)	W, 11-5	
2/11 at San Jose St (Gm 2)	W, 3-2	
2/12 at Santa Clara	L, 3-4	
2/14 Pacific	W, 7-5	

2/17 UC Santa Barbara	L, 0-2
2/18 UC Santa Barbara (Gm 1)	L, 3-11
2/18 UC Santa Barbara (Gm 2)	W, 8-5
2/20 Nevada	L, 1-5
2/22 UC Davis	W, 10-1
2/24 at Hawaii (Gm 1)	W, 6-2
2/24 at Hawaii (Gm 2)	L, 4-8
2/25 at Hawaii	L, 5-6
2/26 at Hawaii	T, 13-13
3/2 at Arizona*	L, 2-12
3/3 at Arizona*	W, 14-11 (11)
3/4 at Arizona*	L, 10-13
3/6 at San Francisco St	W, 8-6
3/9 California*	W, 13-3
3/10 at California*	W, 9-6
3/11 California*	W, 4-2
3/14 Saint Mary's	W, 14-6
3/24 UCLA*	W, 7-6
3/25 UCLA*	W, 4-0
3/26 UCLA*	W, 6-5
3/27 at Saint Mary's	W, 17-1
3/30 at USC*	L, 3-5
3/31 at USC*	L, 3-5
4/1 at USC*	L, 4-6
4/3 San Jose St	W, 10-7
4/6 Arizona St*	L, 2-12
4/7 Arizona St*	L, 6-7
4/8 Arizona St*	L, 6-7
4/10 at Santa Clara	W, 9-3
4/11 Cal St Hayward	W, 8-3
4/13 Arizona (Gm 1)^	W, 12-5
4/13 Arizona (Gm 2)^	W, 4-3
4/14 Arizona*	W, 4-1
4/17 at Santa Clara	W, 6-4
4/19 at UCLA*	W, 7-0
4/20 at UCLA*	L, 1-8
4/21 at UCLA*	W, 5-4
4/23 at Fresno St	L, 1-2
4/27 USC*	W, 7-2
4/28 USC*	W, 4-3
4/29 USC*	L, 4-6
5/4 at Arizona St*	W, 13-11
5/5 at Arizona St*	W, 6-4
5/6 at Arizona St*	W, 13-11
5/8 Santa Clara	W, 7-6
5/11 at California*	W, 8-4
5/12 California*	W, 3-2
5/13 at California*	L, 7-12
5/25 Hawaii^	L, 7-10 (10)
5/26 Washington St^	W, 3-1
5/27 Hawaii^	W, 11-7
5/27 Arizona St^	L, 4-5

*Pac-10 Southern Division
^NCAA West I Regional (Tempe, AZ)

1986 (38-23, 18-12 Pac-10 Southern Div.) NCAA Regional		
Date	Opponent	Result
1/24	at San Jose St	W, 10 (16)
1/25	San Jose St	W, 8-6 (13)
2/1	San Jose St	W, 5-0
2/4	San Francisco	W, 12-6
2/5	San Jose St	W, 8-4
2/7	UC Santa Barbara	L, 5-1
2/8	UC Santa Barbara	W, 5-4
2/9	UC Santa Barbara	L, 6-11
2/11	at Stanislaus St	W, 35-0
2/14	at Hawaii	W, 8-2
2/15	at Hawaii	W, 9-8
2/16	at Hawaii	L, 1-10
2/22	Santa Clara	W, 19-2
2/23	Santa Clara	W, 5-2
2/24	at Santa Clara	W, 11-4
2/25	at San Francisco	L, 1-2
2/28	at Arizona*	W, 6-4
3/1	at Arizona*	L, 5-8
3/2	at Arizona*	W, 7-4
3/3 Cal St Los Angeles	W, 5-4	
3/4	at San Jose St	W, 7-2
3/9 UCLA*	W, 4-2	
3/12	at Fresno St	L, 3-5
3/22 USC*	W, 4-0	
3/23 USC*	L, 0-6	
3/24 USC*	W, 3-2	
3/25 Cal St Hayward	W, 10-9	
3/27 at Arizona St*	W, 7-1	
3/28 at Arizona St*	L, 7-13	
3/29 at Arizona St*	W, 12-0	
4/1	at San Francisco St	L, 5-6
4/4	at UCLA*	L, 5-6
4/5	at UCLA*	W, 7-2
4/7	at UCLA*	L, 8-9
4/8 Santa Clara	L, 4-5	
4/11 California*	W, 10-4	
4/12 at California*	W, 5-4	
4/13 California*	W, 9-7	
4/18 Arizona St*	L, 2-4	
4/19 Arizona St*	W, 13-8	
4/20 Arizona St*	L, 6-7 (11)	
4/21 UCLA (Gm 1)^	W, 5-2	
4/21 UCLA (Gm 2)^	W, 6-5	
4/22 at Fresno St	W, 5-1 (10)	
4/25 at USC*	L, 7-7	
4/26 at USC*	L, 6-7	
4/27 at USC*	L, 7-10	
4/29 at Santa Clara	W, 8-2	
5/2 Arizona*	L, 1-2	
5/3 Arizona*	W, 14-4	
5/4 Arizona*	W, 8-3	
5/6 UC Davis	L, 9-11 (10)	
5/7 at Saint Mary's	W, 14-4	
5/9 at California*	W, 8-6	
5/10 California*	L, 4-9	
5/11 at California*	W, 7-3	
5/22 Appalachian St^	W, 11-1	
5/23 Arkansas^	W, 2-0	
5/24 Oklahoma St^	L, 8-16	
5/24 Oregon St^	W, 10-7	
5/25 Oklahoma St^	L, 3-0	

*Pac-10 Southern Division
^NCAA Midwest Regional (Stillwater, OK)

1985 (47-15, 23-7 Pac-10 Southern Div.) Pac-10 Southern Div. Champions NCAA Regional Champions College World Series (5th-T)

Date	Opponent	Result
1/29	Saint Mary's	W, 5-1
1/31	at Cal St Fullerton	L, 7-13
2/1	at Cal St Fullerton	W, 6-3
2/5	at Cal St Fullerton	W, 6-4
2/9 Santa Clara	W, 3-2 (11)	
2/10 Santa Clara	L, 9-9	
2/12 San Francisco	W, 18-3	
2/15 at Fresno St	W, 8-4	
2/16 at Fresno St	L, 2-7	
2/17 Fresno St	W, 9-3	
2/18 Fresno St	W, 10-6	
2/22 at San Jose St	W, 4-0	
2/23 San Jose St (Gm 1)	W, 7-3	
2/23 San Jose St (Gm 2)	W, 12-6 (7)	
2/26 Stanislaus St	W, 7-2	
2/27 U.S. International	L, 4-5	
3/1 Arizona St*	W, 9-8	
3/2 Arizona St*	W, 11-7	
3/3 Arizona St*	W, 10-7	
3/8 at UCLA*	W, 5-2	
3/9 at UCLA*	W, 3-2	
3/10 at UCLA*	W, 9-0	
3/15 USC*	L, 5-6	
3/16 USC*	W, 15-4	
3/17 USC*	W, 15-5	
3/23 at Arizona (Gm 1)^	W, 20-5	
3/23 at Arizona (Gm 2)^	W, 10-6	
3/24 at Arizona*	L, 8-13	
3/28 at UC Santa Barbara	L, 2-4 (6)	
4/2 at San Jose St	W, 8-5	
4/4 at California*	W, 7-1	
4/5 California*	W, 9-1	
4/6 at California*	L, 8-10	
4/9 at UC Davis	W, 20-5	
4/12 Arizona*	L, 5-7	
4/13 Arizona (Gm 1)^	W, 20-8	

4/13 Arizona (Gm 2)^	W, 11-1
4/19 UCLA*	W, 4-3
4/20 UCLA*	L, 6-9
4/21 UCLA*	W, 9-8
4/22 at Pacific	W, 5-4 (10)
4/26 at USC*	W, 16-1
4/27 at USC*	W, 13-9
4/28 at USC*	W, 14-5
4/30 at Santa Clara	W, 11-8
5/3 at Arizona St*	W, 15-8
5/4 at Arizona St*	L, 8-13
5/5 at Arizona St*	W, 15-10
5/7 at Saint Mary's	W, 14-7
5/8 Cal Poly	W, 12-0
5/9 San Francisco St	W, 15-0
5/14 at Santa Clara	W, 17-7
5/17 California*	W, 7-1
5/18 at California*	W, 5-4
5/19 California*	L, 6-12
5/24 Oregon St^	W, 17-3
5/25 Nebraska^	W, 9-8
5/26 Pepperdine^	L, 1-5
5/27 Pepperdine^	W, 7-1
6/1 Miami#	L, 3-17
6/2 Arizona#	W, 9-2
6/6 Arkansas#	L, 4-10

*Pac-10 Southern Division
^NCAA West I Regional (Stanford, CA)
#College World Series (Omaha, NE)

1986 (38-23, 18-12 Pac-10 Southern Div.) NCAA Regional

Date	Opponent	Result

YEAR-BY-YEAR GAME RESULTS (1988-95)

2/19 UC Santa Barbara	W, 15-4
2/20 UC Santa Barbara	W, 9-8
2/21 UC Santa Barbara	W, 13-2
2/22 Cal St Los Angeles	W, 4-1
2/26 at USC*	W, 13-4
2/27 at USC*	W, 7-6
3/1 San Jose St	W, 10-9
3/4 UCLA*	L, 3-6
3/5 UCLA*	W, 11-4
3/6 UCLA*	W, 5-1
3/19 Arizona*	W, 5-0
3/20 Arizona*	W, 8-7
3/21 Arizona*	W, 5-4
3/22 at Fresno St	L, 3-13
3/25 at Arizona St*	L, 1-9
3/26 at Arizona St*	L, 10-11
3/27 at Arizona St*	L, 7-10
3/29 at Santa Clara	W, 4-2
3/31 California*	W, 3-2
4/1 at California*	L, 2-3
4/2 California*	W, 6-5
4/4 Saint Mary's	W, 13-2
4/5 at Santa Clara	W, 20-3
4/8 at Arizona*	L, 5-20
4/9 at Arizona*	W, 10-7
4/10 at Arizona*	L, 8-9
4/12 at San Francisco	W, 17-6
4/15 at UCLA*	L, 4-9
4/16 at UCLA*	W, 8-5
4/17 at UCLA*	W, 5-2
4/18 at USC*	W, 5-3
4/23 Arizona St*	W, 3-3
4/24 Arizona St*	L, 6-15
4/25 Arizona St*	L, 5-13
4/26 at San Jose St	W, 7-3
4/27 at Fresno St	L, 5-6
4/29 at Miami	L, 3-9
4/30 at Miami	L, 3-7
5/3 Pacific	W, 16-0
5/6 at California*	L, 3-8
5/7 California*	W, 13-3
5/8 at California*	L, 1-4
5/10 at San Francisco St	W, 23-2
5/13 USC*	W, 10-8
5/14 USC*	W, 10-9
5/15 USC*	W, 12-4
5/27 St John's^	L, 3-5
5/27 Fordham^	W, 7-5
5/29 Rutgers^	W, 8-1
5/30 Kentucky^	W, 6-5
5/31 Kentucky^	W, 16-2
6/4 Fresno St#	W, 10-3
6/6 Cal St Fullerton#	L, 3-5
6/7 Miami#	W, 2-1
6/9 Cal St Fullerton#	W, 4-1
6/10 Cal St Fullerton#	W, 9-5
6/11 Arizona St#	W, 9-4

*Pac-10 Southern Division
^NCAA Northeast Regional (New Britain, CT)
#College World Series (Omaha, NE)

4/2 USC*	W, 15-5
4/4 Pacific	W, 22-0
4/8 at Arizona St*	L, 1-12
4/9 at Arizona St*	L, 9-10
4/10 at Arizona St*	L, 6-12
4/11 at San Francisco	L, 4-6
4/14 at USC*	W, 7-4
4/15 at USC*	W, 15-5
4/16 at USC*	L, 4-10
4/18 Saint Mary's	W, 13-5
4/21 UCLA*	L, 1-2
4/22 UCLA*	L, 6-9
4/23 UCLA*	W, 3-1
4/26 Fresno St	L, 2-8
4/28 Arizona*	L, 5-6
4/29 Arizona*	W, 11-3
4/30 Arizona*	W, 12-5
5/2 at Saint Mary's	W, 3-1
5/5 California*	W, 4-1
5/6 at California*	W, 3-2
5/7 California*	L, 6-7
5/9 Santa Clara	W, 6-4
5/10 at Pacific	W, 9-4
5/13 at Pepperdine	W, 1-0
5/14 at Pepperdine	W, 2-1

*Pac-10 Southern Division

5/26 San Diego St^	W, 6-2
5/28 San Diego St^	W, 6-2
6/1 Georgia Southern#	W, 5-4
6/3 Georgia#	L, 2-16
6/5 Mississippi St#	W, 6-1
6/6 Georgia#	W, 4-2
6/8 Georgia#	L, 1-5

*Pac-10 Southern Division
^Pillsbury Classic (Minneapolis, MN)
#NCAA West I Regional (Stanford, CA)
#College World Series (Omaha, NE)

3/21 at Hawaii	W, 16-4
2/22 at Hawaii	W, 2-2
2/23 at Hawaii	W, 3-4
2/25 San Francisco	W, 10-3
2/28 at Arizona St*	L, 3-13
2/29 at Arizona St*	W, 18-5
3/1 at Arizona St*	L, 3-13
3/3 UC Davis	W, 9-7
3/7 USC (Gm 1)*	L, 4-13
3/7 USC (Gm 2)*	W, 8-0
3/8 USC*	W, 11-4
3/21 at UCLA*	W, 5-3
3/23 at UCLA (Gm 1)*	L, 1-8
3/23 at UCLA (Gm 2)*	W, 3-1
3/25 at Pepperdine	L, 4-5
3/29 at Arizona (Gm 1)*	L, 2-5
3/29 at Arizona (Gm 2)*	W, 15-3
3/30 at Arizona*	L, 6-11
4/3 California*	L, 5-10
4/4 at California*	L, 5-6
4/5 California*	L, 6-11
4/7 Saint Mary's	W, 3-2
4/10 Arizona St*	W, 11-2
4/11 Arizona St*	L, 4-7
4/12 Arizona St*	W, 9-2
4/14 at San Francisco	W, 10-2
4/16 at USC*	W, 7-4
4/17 at USC*	W, 5-4
4/18 at USC*	L, 2-5
4/21 at San Jose St	W, 5-4
4/24 Arizona*	L, 6-7
4/25 Arizona*	W, 19-8
4/26 Arizona*	L, 4-7
4/28 at Saint Mary's	L, 3-4
5/1 UCLA*	L, 9-10
5/2 UCLA*	W, 15-6
5/3 UCLA*	W, 10-5
5/4 at Sacramento St	W, 5-4
5/8 at California*	W, 9-4
5/9 California*	W, 22-10
5/10 at California*	W, 7-5
5/12 at Pacific	W, 12-3
5/15 at Santa Clara	W, 7-3
5/16 Santa Clara	W, 9-3
5/17 at Santa Clara	L, 4-9
5/21 Stetson^	W, 2-1 (2)
5/22 Georgia^	W, 7-3
5/23 West Carolina^	L, 0-5
5/23 Florida St^	L, 4-9

*Pac-10 Southern Division
^NCAA South I Regional (Tallahassee, FL)

4/30 at Arizona St*	L, 1-7
5/1 at Arizona St*	W, 5-3
5/2 at Arizona St*	L, 8-9
5/7 California*	L, 10-15
5/8 at California*	L, 5-8
5/9 California*	W, 6-4
5/11 at Santa Clara	W, 6-1
5/15 UNLV	L, 6-7
5/16 UNLV	W, 10-5
5/17 UNLV	L, 4-6
5/21 UCLA*	W, 18-14
5/22 UCLA*	L, 2-6
5/23 UCLA*	L, 1-10

*Pac-10 Southern Division

1994 (36-24, 21-9 Pac-10 Southern Div.)

Pac-10 Southern Div. Champions

NCAA Regional

Date	Opponent	Result
1/28	Cal St Fullerton	L, 2-12
1/29	Cal St Fullerton	W, 7-6
1/30	Cal St Fullerton	L, 7-8
2/1	Saint Mary's	L, 0-1
2/4	at Fresno St	W, 7-5
2/5	at Fresno St	W, 9-2
2/6	at Fresno St	W, 7-4
2/11	at Santa Clara	L, 4-5
2/12	Santa Clara	W, 10-1
2/13	at Santa Clara	W, 5-3
2/14	Wyoming	W, 6-0
2/15	Sacramento St	L, 0-7
2/18	at Hawaii	L, 3-6
2/19	at Hawaii	W, 7-5
2/20	at Hawaii	W, 11-7
2/22	Pacific	W, 14-4
2/25	Arizona St*	L, 4-5
2/27	Arizona St (Gm 1)*	W, 11-1
2/27	Arizona St (Gm 2)*	W, 4-1
3/1	Nevada	L, 4-7
3/4	at UCLA*	W, 3-0
3/5	at UCLA*	L, 4-11
3/6	at UCLA*	W, 14-3
3/19	USC*	W, 4-3
3/20	USC*	L, 0-9
3/21	USC*	L, 3-5
3/23	at UNLV	W, 7-6
3/25	at Arizona*	W, 7-5
3/26	at Arizona*	L, 7-8
3/27	at Arizona*	W, 27-4
3/29	at San Francisco	L, 5-18
3/31	California*	W, 9-1
4/1	at California*	W, 7-4
4/2	California*	W, 8-1
4/5	San Jose St	L, 0-4
4/8	at USC*	W, 2-1
4/9	at USC*	L, 3-8
4/10	at USC*	W, 9-3
4/12	San Francisco	W, 7-3
4/15	at California*	W, 5-3
4/16	California*	W, 4-3
4/17	at California*	L, 3-4
4/19	at Saint Mary's	W, 10-2
4/22	Arizona*	W, 8-3
4/24	Arizona (Gm 1)*	W, 10-3
4/24	Arizona (Gm 2)*	W, 5-1
4/27	Santa Clara	L, 4-5
4/30	Sacramento St	L, 5-8
5/1	at Sacramento St	L, 3-14
5/2	at San Francisco St	W, 9-4
5/3	at San Jose St	L, 1-2
5/7	USC*	W, 3-2
5/8	UCLA (Gm 1)*	W, 14-5
5/8	UCLA (Gm 2)*	W, 3-0
5/10	UC Davis	W, 8-1
5/13	at Arizona St*	L, 4-8
5/14	at Arizona St*	L, 4-5
5/15	at Arizona St*	W, 7-5
5/27	at Texas^	L, 4-8
5/28	Oklahoma^	L, 4-10

*Pac-10 Southern Division
^NCAA Central Regional (Austin, TX)

1995 (40-25, 20-10 Pac-10 Southern Div.)

NCAA Regional Champions

College World Series (5th-7)

Date	Opponent	Result
1/28	Saint Mary's	W, 6-0
1/30	Saint Mary's	W, 5-4
2/3	at Cal St Fullerton	L, 9-11
2/4	at Cal St Fullerton	W, 11-10
2/5	at Cal St Fullerton	L, 3-5
2/7	Sacramento St	W, 7-4
2/10	Fresno St	L, 2-3
2/11	Fresno St	L, 0-6
2/12	Fresno St	W, 4-2
2/13	Cal St Los Angeles	W, 7-0

YEAR-BY-YEAR GAME RESULTS (1995-2001)

2/16	at UC Davis	W, 7-0
2/18	Santa Clara	L, 0-4
2/19	at Santa Clara	L, 3-5
2/20	Santa Clara	W, 2-1
2/21	at San Francisco	W, 15-4
2/24	at UCLA*	W, 6-5
2/25	at UCLA*	L, 6-8
2/26	at UCLA*	W, 2-0
2/28	at Pacific	L, 2-10
3/4	at California*	W, 7-0
3/6	California*	L, 4-6
3/7	Nevada	L, 4-7
3/12	at USC (Gm 1)*	W, 5-4
3/12	at USC (Gm 2)*	L, 1-5
3/13	at USC*	W, 9-1
3/25	Arizona St*	L, 5-8
3/26	Arizona St*	W, 6-3
3/27	Arizona St*	W, 9-6
3/31	at Arizona*	W, 12-8
4/1	at Arizona*	W, 8-5
4/2	at Arizona*	W, 18-3
4/4	San Jose St	L, 4-9
4/8	UCLA (Gm 1)*	L, 1-9
4/8	UCLA (Gm 2)*	W, 7-4
4/9	UCLA*	W, 16-3
4/10	at Nevada	W, 25-6
4/13	USC*	L, 5-7
4/14	USC*	L, 4-6
4/15	USC*	L, 8-9
4/20	California*	L, 0-4
4/21	at California*	W, 6-3
4/22	California*	W, 7-0
4/23	at California*	W, 16-8
4/25	at San Jose St	L, 3-6
4/28	Arizona*	W, 7-1
4/29	Arizona*	L, 6-8
4/30	Arizona*	W, 4-3
5/2	at Santa Clara	W, 8-6
5/8	at Sacramento St	L, 6-8
5/9	San Francisco	W, 8-1
5/12	at Arizona St*	W, 8-4
5/13	at Arizona St*	W, 11-3
5/14	at Arizona St*	W, 10-7
5/19	UC Santa Barbara	W, 6-3
5/20	UC Santa Barbara	W, 3-2
5/21	UC Santa Barbara	L, 6-8
5/27	Arkansas^	W, 10-3
5/28	Lamar^	W, 8-1
5/28	Texas Tech^	L, 1-3
5/29	Lamar^	W, 16-9
5/29	Texas Tech^	W, 3-2
5/30	Texas Tech^	W, 6-5
6/3	Cal St Fullerton#	L, 5-6
6/5	Clemson#	W, 8-3
6/6	Tennessee#	L, 2-6

*Pac-10 Southern Division
^NCAA Midwest I Regional (Wichita, KS)
#College World Series (Omaha, NE)

1996 (41-19, 19-11 Pac-10 Southern Div.) NCAA Regional

Date	Opponent	Result
1/26	at Hawaii	L, 1-11
1/27	at Hawaii	W, 16-0
1/28	at Hawaii	W, 5-3
2/2	Cal St Fullerton	W, 5-0
2/3	Cal St Fullerton	L, 0-7
2/5	Cal St Los Angeles	W, 6-2
2/7	Sacramento St	W, 5-3
2/9	at Santa Clara	W, 10-4
2/10	Santa Clara	W, 11-1
2/11	at Santa Clara	L, 1-2
2/13	at San Francisco	L, 3-6
2/16	at Fresno St	L, 1-16
2/17	at Fresno St	W, 6-0
2/18	at Fresno St	W, 9-5
2/23	at UCLA*	L, 6-5
2/24	at UCLA*	W, 9-1
2/25	at UCLA*	L, 7-5
3/1	at Arizona St*	L, 8-1
3/2	at Arizona St*	W, 7-5
3/3	at Arizona St*	W, 9-2
3/5	Penn St	W, 8-0
3/5	Saint Mary's	W, 8-0
3/8	USC*	L, 8-0
3/9	USC*	L, 9-3
3/10	USC*	L, 10-7
3/23	at California*	W, 14-7
3/24	California*	W, 7-6
3/25	at California*	L, 7-5
3/26	at Nevada	W, 7-3
3/29	Arizona*	W, 14-2
3/30	Arizona*	W, 7-6
3/31	Arizona*	W, 16-3
4/1	San Francisco St	W, 11-0
4/4	Arizona St*	W, 4-2

4/5	Arizona St*	L, 6-7 (11)
4/6	Arizona St*	W, 10-6
4/9	at San Jose St	L, 6-8
4/12	at USC*	L, 3-6
4/13	at USC*	L, 8-9
4/14	at USC*	L, 2-5
4/16	Sacramento St	W, 4-3
4/19	at Arizona*	W, 6-5
4/20	at Arizona*	W, 9-3
4/21	at Arizona*	W, 22-4
4/23	San Jose St	W, 11-0
4/26	UCLA*	W, 4-0
4/27	UCLA*	W, 10-8
4/28	UCLA*	W, 6-4
4/30	San Francisco	W, 10-1
5/3	California*	W, 9-2
5/4	at California*	W, 7-1
5/5	California*	W, 14-7
5/7	Santa Clara	W, 5-2
5/8	Saint Mary's	W, 11-2
5/12	UC Davis	W, 10-0
5/13	Cal Poly	W, 11-2
5/23	Cal St Northridge^	W, 10-5
5/24	Mississippi St^	W, 8-6
5/25	Florida St^	L, 4-5
5/25	Cal St Northridge^	L, 3-4

*Pac-10 Southern Division
^NCAA West Regional (Stanford, CA)

1997 (45-20, 21-9 Pac-10 Southern Div.) Pac-10 Southern Div. Champions

NCAA Regional Champions College World Series (3rd-T)

Date	Opponent	Result
1/26	Saint Mary's	W, 18-6
1/27	Saint Mary's	W, 10-0
1/31	at Cal St Fullerton	L, 5-6
2/1	at Cal St Fullerton	W, 15-5
2/2	at Cal St Fullerton	L, 5-9
2/4	Cal St Los Angeles	W, 7-5
2/7	Fresno St	W, 6-1
2/8	Fresno St	L, 0-1
2/9	Fresno St	W, 14-2
2/11	Nevada	W, 15-3
2/15	Santa Clara	W, 9-8
2/16	at Santa Clara	L, 5-6 (10)
2/17	Santa Clara	W, 8-6
2/18	at UC Davis	W, 12-4
2/21	UC Santa Barbara	L, 4-6
2/22	UC Santa Barbara	L, 8-10
2/23	UC Santa Barbara	W, 12-7
2/25	at Sacramento St	W, 18-4
2/28	USC*	W, 4-0
3/1	USC*	W, 5-4 (12)
3/2	USC*	W, 22-13
3/4	San Francisco	W, 8-7 (12)
3/7	at Arizona St*	W, 11-9
3/8	at Arizona St*	W, 10-4
3/9	at Arizona St*	L, 8-12
3/22	California*	W, 6-5
3/23	at California*	W, 20-5
3/24	California*	W, 16-4
3/27	at Arizona*	W, 10-3
4/28	at Arizona*	L, 7-11
4/29	at Arizona*	W, 4-2
4/4	at USC*	W, 15-9
4/5	at USC*	W, 4-2
4/6	at USC*	W, 10-3
4/8	at Santa Clara	W, 15-4
4/11	Arizona St*	L, 3-4
4/12	Arizona St*	L, 5-16
4/13	Arizona St*	L, 3-5
4/15	San Jose St	W, 12-6
4/19	UCLA (Gm 1)*	W, 7-4
4/19	UCLA (Gm 2)*	L, 5-8
4/20	UCLA*	L, 3-5
4/22	Sacramento St	W, 9-3
4/25	at California*	W, 14-2
4/26	California*	W, 8-0
4/27	at California*	W, 12-6
4/29	Cal Poly	W, 4-3
5/2	Arizona*	W, 9-2
5/3	Arizona*	W, 13-9
5/4	Arizona*	W, 12-1
5/6	at San Jose St	L, 5-14
5/9	at UCLA*	L, 9-10
5/10	at UCLA*	L, 8-13
5/11	at UCLA*	W, 9-6
5/15	Washington+	W, 7-6 (10)
5/16	Washington+	L, 8-13
5/17	Washington+	L, 9-12
5/22	Northeastern^	W, 12-3
5/23	Texas A&M^	W, 3-1
5/24	Santa Clara^	W, 9-2
5/25	Fresno St^	W, 5-2
5/30	Auburn#	W, 8-3

6/1	LSU#	L, 5-10
6/3	Auburn#	W, 11-4
6/4	LSU#	L, 9-13

*Pac-10 Southern Division
+Pac-10 Championship Series
^NCAA West Regional (Stanford, CA)
#College World Series (Omaha, NE)

1998 (42-14-1, 22-8 Pac-10 Southern Div.) Pac-10 Southern Div. Champions

Date	Opponent	Result
1/23	Santa Clara	W, 15-2
1/24	Santa Clara	W, 7-5
1/30	at Fresno St	W, 12-10 (11)
1/31	at Fresno St	W, 16-9
2/1	at Fresno St	W, 4-0 (5)
2/9	Cal St Fullerton (Gm 1)	W, 7-3 (7)
2/9	Cal St Fullerton (Gm 2)	W, 5-2
2/13	at Texas	W, 6-2 (11)
2/15	at Texas (Gm 1)	W, 9-1 (7)
2/15	at Texas (Gm 2)	T, 7-7
2/17	Saint Mary's	W, 11-5
2/20	at UCLA*	W, 18-6
2/21	at UCLA*	W, 23-4
2/22	at UCLA*	W, 13-9
2/24	at Santa Clara	W, 8-3
2/27	at Arizona St*	W, 15-2
2/28	at Arizona St*	W, 17-5
3/1	at Arizona St*	L, 2-4
3/3	Saint Mary's	W, 13-2
3/6	Arizona*	W, 13-4
3/7	Arizona*	L, 5-9
3/8	Arizona*	W, 10-4
3/11	at San Jose St	W, 6-5 (11)
3/21	Washington	W, 5-4
3/22	Washington	L, 5-9
3/24	Washington	W, 4-3 (10)
3/26	at Nevada	L, 5-13
3/28	UCLA*	W, 4-1
3/29	UCLA*	W, 15-3
3/30	UCLA*	W, 7-6
4/3	at USC*	W, 1-0
4/5	at USC (Gm 1)*	W, 7-6
4/5	at USC (Gm 2)*	L, 4-7
4/7	Nevada	W, 8-2
4/10	California*	L, 3-4
4/11	at California*	W, 7-3
4/13	at California*	W, 13-7
4/14	Sacramento St	W, 12-2
4/17	at Arizona*	L, 5-9
4/18	at Arizona*	W, 6-3
4/19	at Arizona*	W, 17-1
4/21	at Santa Clara	W, 7-2
4/24	California*	W, 4-3
4/25	at California*	L, 2-10
4/26	California*	W, 12-4
4/28	Cal Poly	W, 8-7
5/1	Arizona St*	W, 5-4
5/2	Arizona St*	W, 4-3
5/3	Arizona St*	W, 12-8
5/9	USC*	W, 4-2
5/10	USC*	W, 5-2
5/11	USC*	L, 1-5
5/14	at Washington+	L, 4-16
5/15	at Washington+	L, 8-12
5/21	Loyola Marymount^	L, 2-6
5/22	Minnesota^	W, 19-1
5/23	Long Beach St^	L, 1-5

*Pac-10 Southern Division
+Pac-10 Championship Series
^NCAA West Regional (Stanford, CA)

1999 (50-15, 19-5 Pac-10) Pac-10 Southern Div. Champions

NCAA Regional Champions College World Series (3rd-T)

Date	Opponent	Result
1/29	Fresno St	W, 1-0
1/30	Fresno St	L, 6-8
1/31	Fresno St	L, 3-5
2/5	at Cal St Fullerton	L, 0-8
2/6	at Cal St Fullerton	W, 6-5
2/7	at Cal St Fullerton	W, 13-7
2/10	Saint Mary's	W, 5-0
2/13	at Santa Clara	W, 6-2
2/14	Santa Clara	W, 7-6
2/15	at Santa Clara	W, 7-1
2/17	Sacramento St	W, 8-1
2/19	California	W, 9-7
2/21	California	W, 5-3
2/22	California	L, 2-3 (14)
2/26	at USC	W, 10-7
2/27	at USC	W, 5-2
2/28	at USC	L, 7-9
3/2	Nevada	L, 4-7

3/5	Arizona St*	W, 11-1
3/6	Arizona St*	W, 6-5 (10)
3/7	Arizona St*	W, 10-8
3/20	at Texas	L, 8-9
3/21	at Texas	W, 11-8
3/22	at Texas	L, 3-4
3/24	at Oklahoma	W, 5-1
3/26	at Arizona*	W, 8-4
3/27	at Arizona*	W, 12-4
3/28	at Arizona*	W, 12-11
4/1	Washington St*	W, 9-3
4/2	Washington St*	W, 6-5
4/3	Washington St*	W, 9-0
4/9	at Washington*	L, 2-3
4/10	at Washington*	W, 7-4 (11)
4/11	at Washington*	W, 13-10
4/13	San Francisco	W, 7-3
4/16	USC*	L, 1-10
4/17	USC*	W, 13-2
4/18	USC*	L, 15-17
4/23	at California*	L, 9-11
4/24	at California*	W, 14-11
4/25	at California*	W, 13-5
4/27	San Jose St	W, 8-3
4/30	Oregon St*	W, 7-0
5/1	Oregon St*	W, 10-5
5/2	Oregon St*	W, 9-8
5/4	at Nevada	W, 16-14 (10)
5/5	Pacific	W, 2-1
5/7	Saint Mary's	W, 4-3
5/10	San Francisco	W, 16-3
5/11	Santa Clara	W, 12-5
5/14	at UCLA*	W, 8-7 (10)
5/15	at UCLA*	L, 7-12
5/16	at UCLA*	W, 14-4
5/20	Cal Poly	W, 8-1
5/21	Cal Poly	W, 13-2
5/22	Cal Poly	W, 12-9
5/28	Loyola Marymount^	W, 10-2
5/29	North Carolina^	W, 7-4
5/30	Nevada^	W, 7-4
6/4	USC*	W, 1-0
6/5	USC*	W, 5-3
6/12	Cal St Fullerton#	W, 9-2
6/14	Florida St#	W, 10-6
6/17	Florida St#	L, 6-8
6/18	Florida St#	L, 11-14 (13)

*Pac-10 Game
^NCAA Regional (Stanford, CA)
#NCAA Super Regional (Stanford, CA)
#College World Series (Omaha, NE)

2000 (50-16, 17-7 Pac-10) Pac-10 Champions (3-Way Tie)

NCAA Regional Champions NCAA Super Regional Champions College World Series (2nd)

Date	Opponent	Result
1/28	at Fresno St	W, 10-2
1/29	at Fresno St	W, 7-1
2/4	Cal St Fullerton	W, 5-4
2/5	Cal St Fullerton	W, 3-1
2/6	Cal St Fullerton	W, 7-3
2/7	Nevada	L, 3-4
2/11	at Florida St	L, 4-11
2/12	at Florida St	W, 8-6 (10)
2/13	at Florida St	L, 1-13
2/18	Texas	W, 2-3
2/19	Texas	L, 2-2
2/21	at Sacramento St	W, 4-2
2/25	at California	W, 6-2
2/26	at California	W, 4-1
2/27	at California	W, 8-2
2/29	San Jose St	L, 1-4
3/3	Santa Clara	W, 1-0
3/4	at Santa Clara	W, 6-4
3/5	Santa Clara	W, 8-3
3/17	USC	W, 4-3
3/18	USC	L, 7-11
3/19	USC	W, 11-4
3/21	at Saint Mary's	W, 11-3
3/24	Arizona*	L, 5-8
3/25	Arizona*	W, 6-4
3/26	Arizona*	W, 7-1
3/28	Saint Mary's	W, 5-2
3/31	at Arizona St*	W, 5-1
4/1	at Arizona St*	L, 6-10
4/2	at Arizona St*	L, 6-11
4/4	Sacramento St	W, 18-2
4/7	at Washington St*	W, 14-3
4/8	at Washington St*	W, 11-3
4/9	at Washington St*	W, 16-0
4/11	at San Jose St	W, 5-2

YEAR-BY-YEAR GAME RESULTS (2001-2006)



Brian Dallimore




Jeremy Guthrie



Chris Carter



Jody Gerut



Jeffrey Hammonds

5/27 Texas (Am 2) [^]	W, 4-3
6/1 South Carolina\$	W, 11-1
6/2 South Carolina\$	L, 3-4
6/3 South Carolina\$	W, 3-2
6/8 Tulane#	W, 13-11
6/10 Cal St Fullerton#	W, 5-2 (10)
6/13 Cal St Fullerton#	W, 4-1
6/16 Miami#	L, 1-12

*Pac-10 Game
[^]NCAA Regional (Stanford, CA)
^{\$}NCAA Super Regional (Stanford, CA)
[#]College World Series (Omaha, NE)

2002	
(47-18, 16-8 Pac-10)	
NCAA Regional Champions	
NCAA Super Regional Champions	
College World Series (3rd-T)	

Date	Opponent	Result
2/1	Cal St Fullerton	W, 7-4
2/2	Cal St Fullerton	W, 17-1
2/3	Cal St Fullerton	L, 3-6
2/8	at Florida St	W, 9-3
2/9	at Florida St	W, 15-11
2/10	at Florida St	L, 6-7
2/12	Brigham Young	W, 8-1
2/15	at Fresno St	W, 6-2
2/16	at Fresno St	L, 5-7
2/17	at Fresno St	W, 8-3
2/22	Santa Clara	W, 5-4
2/23	at Santa Clara	L, 9-13
2/24	Santa Clara	W, 8-7
3/1	Cal Poly	W, 8-6
3/2	Cal Poly	W, 18-5
3/3	Cal Poly	W, 11-3
3/8	at California	W, 15-4
3/9	at California	L, 1-2
3/10	at California	W, 4-2
3/23	at USC (Am 1)	W, 9-6
3/23	at USC (Am 2)	W, 12-10 (11)
3/24	at USC	W, 5-4
3/28	Texas	W, 7-6 (10)
3/29	Texas	L, 0-2 (10)
3/30	Texas	W, 7-2
4/2	San Francisco	W, 4-1
4/5	at Arizona*	W, 5-4 (18)
4/6	at Arizona*	W, 19-1
4/7	at Arizona*	L, 13-15
4/9	San Jose St	W, 5-4
4/12	USC*	W, 6-5 (10)
4/13	USC*	L, 11-16
4/14	USC*	W, 15-4
4/16	Saint Mary's	W, 19-2
4/19	at Washington*	L, 1-3
4/20	at Washington*	W, 9-4
4/21	at Washington*	L, 3-4 (10)
4/24	Sacramento St	W, 6-5
4/26	at Oregon St*	L, 1-3
4/27	at Oregon St*	L, 3-4
4/28	at Oregon St*	W, 13-0
5/1	at San Jose St	L, 0-12
5/3	California*	W, 8-4
5/4	California*	W, 13-6
5/5	California*	W, 8-5
5/7	at Santa Clara	W, 13-2
5/10	Arizona St*	W, 5-3
5/11	Arizona St*	L, 2-10
5/12	Arizona St*	W, 3-1
5/14	at Nevada	L, 12-13
5/17	at UCLA*	W, 11-0
5/18	at UCLA*	L, 4-9
5/19	at UCLA*	W, 17-4
5/24	Washington St*	W, 10-0
5/25	Washington St*	W, 11-3
5/26	Washington St*	W, 8-2
5/31	Cal St Fullerton^	W, 3-2 (13)
6/1	Long Beach St^	W, 5-4

6/2 Long Beach St^	W, 8-4
6/7 USC*	W, 4-2
6/8 USC*	W, 5-3
6/15 Notre Dame#	W, 4-3
6/17 Texas#	L, 7-8
6/18 Notre Dame#	W, 5-3
6/20 Texas#	L, 5-6

*Pac-10 Game
[^]NCAA Regional (Stanford, CA)
^{\$}NCAA Super Regional (Stanford, CA)
[#]College World Series (Omaha, NE)

2003	
(51-18, 18-6 Pac-10)	
Pac-10 Champions	
NCAA Regional Champions	
NCAA Super Regional Champions	
College World Series (2nd)	

Date	Opponent	Result
1/25	at Santa Clara	W, 7-2
1/26	Santa Clara	W, 5-0
1/31	at Cal St Fullerton	L, 3-7
2/1	at Cal St Fullerton	L, 2-10
2/2	at Cal St Fullerton	L, 2-8
2/7	Florida St	W, 2-1 (12)
2/8	Florida St	L, 3-4
2/9	Florida St	L, 8-10 (12)
2/14	Fresno St	W, 4-1
2/15	Fresno St	W, 5-2
2/16	Fresno St	W, 7-2
2/17	Nevada	W, 5-4
2/22	at Texas (Am 1)	W, 11-7
2/22	at Texas (Am 2)	W, 8-7
2/23	at Texas	L, 1-7
2/28	USC	L, 4-13
3/1	USC	W, 10-6
3/2	USC	W, 18-4
3/7	California	W, 11-2
3/8	California	W, 9-4
3/9	California	W, 11-2
3/22	at Arizona St*	L, 6-7 (11)
3/23	at Arizona St*	W, 9-8 (10)
3/24	at Arizona St*	W, 4-2
3/28	Washington*	L, 3-5
3/29	Washington*	W, 10-6
3/30	Washington*	W, 12-11
4/1	San Francisco	L, 5-9
4/4	at Washington St*	W, 6-1
4/5	at Washington St*	W, 12-5
4/7	at Washington St*	W, 8-5 (11)
4/8	at Santa Clara	W, 17-8
4/11	Sacramento St	W, 9-1
4/15	San Jose St	W, 4-2
4/17	Oregon St*	W, 5-2
4/18	Oregon St*	L, 7-8
4/19	Oregon St*	W, 10-0
4/22	at Sacramento St	W, 5-1
4/25	Arizona*	L, 3-4
4/26	Arizona*	W, 10-9
4/27	Arizona*	L, 6-11
4/29	Santa Clara	L, 0-2
5/3	at USC*	W, 22-10
5/4	at USC (Am 1)*	W, 8-3
5/4	at USC (Am 2)*	W, 8-3
5/6	at San Jose St	W, 3-0
5/9	at California*	W, 9-8
5/10	at California*	W, 6-4
5/11	at California*	W, 5-4 (10)
5/13	Saint Mary's	W, 10-1
5/16	UCLA*	W, 9-1
5/17	UCLA*	L, 5-9 (12)
5/18	UCLA*	W, 9-8 (10)
5/23	Cal Poly	W, 9-4
5/24	Cal Poly	W, 12-0
5/25	Cal Poly	W, 8-4
5/30	Illinois-Chicago^	W, 9-2
5/31	UC Riverside^	W, 13-6

6/1 Richmond^	W, 19-6
6/6 Long Beach St\$	W, 5-1
6/7 Long Beach St\$	W, 4-2
6/13 South Carolina#	W, 8-0
6/15 Cal St Fullerton#	L, 5-6
6/17 South Carolina#	W, 13-6
6/18 Cal St Fullerton#	W, 5-3
6/19 Cal St Fullerton#	W, 7-5 (10)
6/21 Rice•	L, 3-4 (10)
6/22 Rice•	W, 8-3
6/23 Rice•	L, 2-14

*Pac-10 Game
[^]NCAA Regional (Stanford, CA)
^{\$}NCAA Super Regional (Stanford, CA)
[#]College World Series (Omaha, NE)

2004	
(46-14, 16-8 Pac-10)	
NCAA Champions	
NCAA Regional	

Date	Opponent	Result
1/30	Cal St Fullerton	W, 16-3
1/31	Cal St Fullerton	W, 8-7
2/1	Cal St Fullerton	W, 4-1
2/6	at Fresno St	L, 1-3
2/7	at Fresno St	W, 13-4
2/8	at Fresno St	W, 10-3
2/13	Kansas	W, 7-1
2/14	Kansas	W, 6-3
2/15	Kansas	W, 10-6
2/20	Texas	W, 7-4
2/21	Texas	L, 6-9
2/22	Texas	W, 8-1
2/27	at California	W, 12-9
2/28	at California	W, 10-3
2/29	at California	W, 6-2
3/5	at USC	W, 10-2
3/6	at USC	W, 8-7 (13)
3/7	at USC	L, 8-11
3/23	at Saint Mary's	W, 7-3
3/24	at Santa Clara	W, 18-4
3/26	Cal Poly	W, 16-4
3/27	Cal Poly	W, 3-1
3/28	Cal Poly	W, 10-3
3/30	at San Jose St	W, 5-0
4/2	at UCLA*	W, 11-4
4/3	at UCLA*	W, 15-13
4/4	at UCLA*	L, 5-6
4/8	at Oregon St*	W, 11-8
4/9	at Oregon St*	L, 4-5
4/10	at Oregon St*	W, 16-4
4/13	Santa Clara	W, 12-3
4/16	California*	W, 7-4
4/17	California*	W, 9-2
4/18	California*	W, 8-3
4/20	Saint Mary's	W, 10-5
4/23	Sacramento St	W, 15-1
4/24	at Sacramento St	L, 1-2
4/27	at Santa Clara	W, 12-8 (14)
4/30	Washington St*	W, 8-3
5/1	Washington St*	W, 13-11
5/2	Washington St*	W, 17-3
5/4	San Jose St	W, 7-2
5/7	at Washington*	L, 2-3 (10)
5/8	at Washington*	W, 7-2
5/9	at Washington*	L, 2-9
5/11	Santa Clara	W, 3-1
5/15	at Arizona*	W, 11-9
5/16	at Arizona*	L, 18-19
5/17	at Arizona*	L, 2-11
5/18	San Francisco	W, 3-1
5/21	USC*	L, 3-9
5/22	USC*	W, 5-4
5/23	USC*	W, 8-2
5/28	Arizona St*	W, 5-0

5/29 Arizona St*	W, 10-3
5/30 Arizona St*	L, 5-15
6/4 UNLV^	W, 10-4
6/5 Long Beach St^	L, 4-7
6/5 Saint John's^	W, 7-2
6/6 Long Beach St^	L, 4-8

*Pac-10 Game
[^]NCAA Regional (Stanford, CA)

2005	
(34-25, 12-12 Pac-10)	
NCAA Regional	

Date	Opponent	Result
1/29	Fresno St	W, 12-1
1/30	Fresno St (Am 1)	W, 7-0
1/31	Fresno St (Am 2)	W, 8-4
2/4	at Cal St Fullerton	L, 3-5
2/5	at Cal St Fullerton	L, 3-4
2/6	at Cal St Fullerton	W, 15-10
2/12	Kansas (Am 1)	W, 7-3
2/12	Kansas (Am 2)	W, 9-2
2/13	Kansas	W, 7-6
2/18	at Texas	L, 4-6
2/19	at Texas	L, 7-8
2/20	at Texas	L, 4-5
2/25	USC	W, 6-0
2/26	USC	W, 4-3
2/27	USC	L, 2-8
3/5	California	W, 10-3
3/6	California (Am 1)	W, 3-2
3/6	California (Am 2)	L, 4-10
3/20	at Pacific	W, 9-6
3/24	Pacific	W, 6-1
3/25	Sacramento St	L, 3-4
3/26	at Sacramento St	W, 10-2
3/29	Pacific	L, 0-2 (10)
4/1	at Washington St*	W, 14-5
4/2	at Washington St*	W, 11-4
4/3	at Washington St*	W, 8-6
4/5	Santa Clara	W, 7-6
4/9	Oregon St (Am 1)*	L, 7-9
4/9	Oregon St (Am 2)*	L, 10-11
4/10	Oregon St*	W, 4-3
4/12	San Francisco	W, 7-1
4/15	at Arizona St*	L, 2-9
4/16	at Arizona St*	L, 5-6
4/17	at Arizona St*	L, 9-10
4/19	San Jose St	W, 8-2
4/22	Washington*	W, 2-1
4/23	Washington*	W, 10-6
4/24	Washington*	W, 6-3
4/26	at Santa Clara	L, 5-7
5/2	at UC Davis	W, 8-0
5/3	at Nevada	W, 13-0
5/6	at California*	W, 7-5
5/7	at California*	L, 1-2 (11)
5/9	at California*	L, 5-9
5/10	at Santa Clara	L, 5-6 (12)
5/13	UCLA*	W, 3-2
5/14	UCLA*	L, 3-4
5/15	UCLA*	W, 11-1
5/17	Saint Mary's	W, 10-0
5/20	Arizona*	L, 4-9
5/21	Arizona*	W, 5-4
5/22	Arizona*	L, 8-11
5/27	at USC*	L, 2-5
5/28	at USC*	W, 14-3
5/29	at USC*	L, 2-4
6/4	TCU^	L, 1-5
6/5	Texas-San Antonio^	W, 6-2
6/5	TCU^	W, 12-4
6/6	Baylor^	L, 3-4 (12)

*Pac-10 Game
[^]NCAA Regional (Waco, TX)

2006	
(33-27, 11-13 Pac-10, 5th-T)	
NCAA Regional Champions	
NCAA Super Regional	


Date	Opponent	Result
2/3	Cal St Fullerton	W, 2-1
2/4	Cal St Fullerton	W, 6-5 (10)
2/5	Cal St Fullerton	W, 6-3
2/10	Kansas	L, 2-8
2/11	Kansas	L, 4-5
2/12	Kansas	W, 8-3
2/18	Texas	L, 2-4
2/19	Texas	W, 5-1
2/20	Texas	W, 13-9
2/21	Nevada	W, 5-2
2/24	at Fresno St	W, 3-2
2/25	at Fresno St	L, 5-7
2/26	at Fresno St	W, 6-3
3/3	at California	L, 6-7
3/4	at California	W, 6-5 (11)
3/10	at USC	W, 7-6
3/11	at USC	L, 7-16
3/12	at USC	L, 2-7
3/25	Washington St*	L, 1-7
3/26	Washington St*	L, 5-8
3/27	Washington St*	W, 5-3
4/1	USC (Am 1)*	W, 9-7
4/1	USC (Am 2)*	L, 2-3 (12)
4/2	USC*	L, 1-6
4/8	at San Jose St	W, 13-3
4/10	Pacific	W, 2-1
4/13	at Oregon St*	L, 0-3
4/14	at Oregon St*	L, 0-1
4/16	at Oregon St*	L, 1-12 (7)
4/17	San Francisco	L, 4-9
4/18	Sacramento St	W, 12-5
4/21	at Arizona*	W, 10-6
4/22	at Arizona*	L, 4-14
4/23	at Arizona*	L, 3-12
4/25	Santa Clara	L, 1-6 (10)
4/28	Arizona St*	W, 7-1
4/29	Arizona St*	L, 7-11
4/30	Arizona St*	W, 11-4
5/1	at California	L, 3-4
5/2	San Jose St	W, 6-2
5/5	California*	W, 3-2
5/6	California*	L, 1-5
5/7	California*	W, 6-4
5/9	at Santa Clara	W, 8-4 (15)
5/10	at Sacramento St	W, 5-4
5/12	at Washington*	W, 5-0
5/13	at Washington*	W, 14-6
5/14	at Washington*	W, 10-2
5/16	Santa Clara	W, 11-7
5/19	at UCLA*	L, 1-8
5/20	at UCLA*	W, 6-2
5/21	at UCLA*	L, 7-8
5/24	at Pacific	W, 14-8
5/26	UC Davis	L, 0-3
5/27	at UC Davis	L, 3-8
6/2	vs. North Carolina St^	W, 7-2
6/3	at Texas^	W, 12-8
6/4	vs. North Carolina St^	W, 17-7
6/10	at Oregon St\$	L, 3-4

YEAR-BY-YEAR GAME RESULTS (2007-2009)

2/11 Fresno St	W, 6-4	5/6 at Washington St*	L, 6-8	3/30 Washington State*	W, 4-1	6/1 Pepperdine^	W, 13-1	4/9 UCLA*	W 4-3 (10)
2/16 at Texas	L, 3-5	5/7 at Washington St*	L, 2-4	3/31 Long Beach State	W, 9-3	6/1 UC Davis^	W, 8-4	4/10 UCLA*	L 5-8
2/17 at Texas	L, 2-5	5/11 Washington*	L, 5-7	4/1 Hawai'i	L, 2-5	6/2 Pepperdine^	W, 9-7	4/11 UCLA*	W 7-2
2/18 at Texas	W, 10-8	5/12 Washington*	W, 8-6	4/4 Arizona State*	L, 4-6 (10)	6/6 at Cal State Fullerton\$	W, 4-3	4/13 California	W 14-4
2/20 San Francisco	W, 4-1	5/13 Washington*	W, 10-7	4/5 Arizona State*	W, 12-2	6/7 at Cal State Fullerton\$	W, 8-5	4/15 at Santa Clara	W 16-3
2/23 Kansas	W, 6-5	5/15 at Santa Clara	W, 14-4	4/6 Arizona State*	W, 10-2	6/14 Florida State#	W, 16-5	4/17 at Arizona State*	L 6-14
2/24 Kansas	W, 4-1	5/18 Pacific	L, 7-13	4/7 at California	T, 5-5 (13)	6/16 Georgia#	L, 3-4	4/18 at Arizona State*	L 2-7
2/25 Kansas	W, 7-6	5/19 at Pacific	W, 11-2	4/9 UC Davis	L, 8-9 (12)	6/18 Miami#	W, 8-3	4/19 at Arizona State	L 3-6
3/2 California	W, 1-0	5/20 Pacific	W, 10-5	4/11 at Oregon State*	L, 9-10 (10)	6/21 Georgia#	L, 8-10	4/20 Santa Clara	W 11-1
3/3 California	W, 5-4	5/22 UC Davis	W, 4-3 (13)	4/12 at Oregon State*	W, 6-4	<i>*Pac-10 Game</i>		4/22 California	W 11-7
3/4 California	W, 9-7	5/25 at USC*	W, 10-7 (11)	4/13 at Oregon State*	W, 4-2	<i>^NCAA Regional (Stanford, CA)</i>		4/24 Arizona*	L 1-11
3/6 at Santa Clara	L, 5-13	5/26 at USC*	W, 20-13	4/14 Santa Clara	W, 3-1	<i>\$NCAA Super Regional (Stanford, CA)</i>		4/25 Arizona*	W 3-1
3/9 USC	L, 8-11	5/27 at USC*	W, 10-5	4/16 San Francisco	W, 11-10 (11)	<i>#College World Series (Omaha, NE)</i>		4/26 Arizona*	L 6-7
3/10 USC	L, 1-2	<i>*Pac-10 Game</i>		4/18 at UCLA*	W, 4-1	<i>!Completion Of Gm Started 2/23</i>		4/27 San Francisco	W 12-4
3/11 USC	W, 14-9			4/19 at UCLA*	W, 6-1			4/29 Sacramento State	W 6-4
3/24 Sacramento St	L, 0-6			4/20 at UCLA*	L, 2-8			5/1 at Washington State*	L 1-3
3/25 at Sacramento St	W, 10-0			4/21 at Santa Clara	W, 13-6			5/2 at Washington State*	W 12-9
3/27 at San Jose St	W, 8-3 (10)			4/23 Saint Mary's	W, 7-4			5/3 at Washington State*	W 3-2
3/30 UCLA*	L, 2-8			4/25 USC*	W, 4-0			5/5 San Jose State	W 9-8
3/31 UCLA*	L, 11-16			4/26 USC*	W, 26-5			5/6 at Santa Clara	L 9-13
4/1 UCLA*	L, 4-10			4/27 USC*	L, 9-10			5/8 New Mexico	L 1-7
4/5 at Arizona St*	L, 4-5			4/28 at Santa Clara	L, 9-10			5/9 New Mexico	W 17-5
4/6 at Arizona St*	L, 8-12			4/30 at UC Davis	L, 8-10			5/10 New Mexico	W 9-4
4/7 at Arizona St*	L, 1-14			5/3 San Jose State	W, 9-1			5/12 at San Jose State	W 6-5 (13)
4/10 at Nevada	W, 9-4			5/4 at San Jose State	W, 17-6			5/13 Pacific	W 14-13
4/13 Arizona*	L, 1-8			5/5 Pacific	W, 7-2			5/15 at USC*	W 8-6
4/14 Arizona*	L, 1-15			5/6 at San Francisco	L, 9-13			5/16 at USC*	W 9-1
4/15 Arizona*	W, 6-3			5/9 California	L, 3-4 (10)			5/17 at USC*	L 2-5
4/17 Santa Clara	L, 3-6			5/10 California*	L, 2-5			5/19 UC Davis	L 2-11
4/20 at California*	L, 0-3			5/11 California*	W, 8-5			5/22 Oregon State*	L 0-5
4/21 at California*	W, 4-3			5/12 Santa Clara	W, 15-4			5/23 Oregon State*	W 7-6
4/22 at California*	L, 5-13			5/17 at Arizona*	L, 6-9			5/24 Oregon State*	L 2-5
4/24 San Jose St	L, 8-11			5/18 at Arizona*	W, 8-5 (11)			<i>*Pac-10 Game</i>	
4/25 Fresno St	W, 7-2			5/19 at Arizona*	L, 11-15				
4/27 Oregon St*	L, 7-13			5/23 at Washington*	W, 9-4				
4/28 Oregon St*	W, 9-7 (11)			5/24 at Washington*	W, 8-5				
4/29 Oregon St*	L, 6-8			5/25 at Washington*	L, 4-7				
5/1 Santa Clara	L, 8-16			5/30 UC Davis^	L, 2-4				
5/5 at Washington St*	W, 6-4			5/31 Arkansas^	W, 5-1				

▼ Stanford Athletics Hall of Fame

A total of 34 members of the Stanford Baseball family have been inducted into the Stanford Athletics Hall of Fame, with David McCarty the most recent inductee in 2008. Others include current head coach Mark Marquess, who was inducted as both a player and a coach; Paul Carey, a 1987 College World Series hero; Bobby Brown, former American League President; Bob Murphy, longtime Stanford radio announcer; and Cy Young Award winners Jim Lonborg and Jack McDowell.



Dutch Fehring



Bobby Brown



Bob Murphy



Pete Middlekauff



David McCarty was inducted into the Stanford Athletics Hall of Fame in 2008.

Mike Aldrete, '83	1B	Jim Lonborg, '63	P
Jeff Ballard, '85	P	Mark Marquess, '69	1B
Bob Boone, '71	3B/P	1977-Current	Head Coach
Bobby Brown, '43	SS	Jack McDowell, '87	P
Paul Carey, '90	OF	David McCarty, '91	1B
Joe Chez, '52	P	Dave Melton, '50	SS
Steve Davis, '76	SS	Lloyd Merriman, '47	OF
Bert Delmas, '33	SS	Pete Middlekauff, '66	1B
Mike Dotterer, '83	OF	Bob Murphy, '53	P
Frank Duffy, '67	SS	Mike Mussina, '90	P
Steve Dunning, '70	P	Larry Reynolds, '79	SS
Chuck Essegian, '53	OF	Randy Rintala, '32	OF
Dutch Fehring, '56-67	Head Coach	Jack Shepard, '53	C
Warren Goodrich, '54	SS	Ed Sprague, '88	3B
Eric Hardgrave, '83	INF	Cook Sypher, '28	P
Jim Hibbs, '66	C	Zeb Terry, '14	SS
Ralph Holding, '58	C	Sandy Vance, '68	P
Ken Lilly, '20	OF	Ray Young, '56	P



Jack McDowell speaks as he is inducted into the Stanford Athletics Hall of Fame in 2000.



Sean Ratliff hit two home runs – including a grand slam – and had five RBI against Pepperdine in a June 2, 2008 NCAA Regional game.

▼ The Last Time

A Stanford Player Last Achieved

PITCHING

A No-Hitter

Chad Hutchinson at Fresno State (2/1/98 – rain-shortened 5 inn.)

A Nine-Inning No Hitter

Jason Middlebrook vs. UCLA (5/8/94 – Gm 2)

10 Or More Strikeouts In A Game

Brett Mooneyham at USC (5/16/09)

HITTING

Five Or More Hits In A Game

Joey August (6) at USC (5/25/07)

Five Or More RBI In A Game

Brent Milleville (7) vs. New Mexico (5/9/09)

Five Or More Runs In A Game

Cord Phelps (5) vs. USC (4/26/08)

Two Or More Home Runs In A Game

Brent Milleville (2) vs. New Mexico (5/9/09)

A Grand Slam

Brent Milleville vs. New Mexico (5/10/09)

An Inside-The-Park Home Run

Cord Phelps at Texas (3/9/08)

An Inside-The-Park Grand Slam

Sean Ratliff at Arizona State (4/6/07)

Hit Two Home Runs In The Same Inning

Michael Taylor at USC (5/26/07 – 4th inn.)

Back-To-Back Home Runs

Brent Milleville and Ben Clowe (5/9/09 – 3rd inn.)

Hit For The Cycle

Michael Taylor vs. San Jose State (4/19/05)

Three Stolen Bases In A Game

Tobin Swope (3) vs. California (3/7/03)

A Stanford Player Last Led the Pac-10 in

Batting Average

Jed Lowrie, 2004 (.399)

Hits

Jason Castro, 2008 (105)

Doubles

Chris Minaker, 2005 (25, co-leader)

Home Runs

Sean Ratliff, 2008 (22, co-leader)

RBI

Chris Minaker, 2006 (68)

Triple Crown Winner

Jed Lowrie, 2004 (.399, 17 HRs, 68 RBI, co-leader)

Stolen Bases

Jeffrey Hammonds, 1990 (48)

Total Bases

Jed Lowrie, 2004 (171)

Slugging Percentage

Jed Lowrie, 2004 (.734)

Walks

Colin Walsh, 2009 (51)

On-Base Percentage

Jed Lowrie, 2004 (.505)

Sacrifice Bunts

Zach Jones, 2008 (13, co-leader)

Sacrifice Flies

Brent Milleville, 2008 (8, co-leader)

At-Bats

Jason Castro, 2008 (279)

Total Plate Appearances

Jason Castro, 2008 (315)

Putouts

John Mayberry, Jr., 2005 (529)

Assists

Cord Phelps, 2008 (190)

A Stanford Pitcher Last Led the Pac-10 in

Victories

John Hudgins, 2003 (14)

ERA

Justin Wayne, 2000 (3.21)

Strikeouts

John Hudgins, 2003 (143)

Saves


Jeff Bruksch, 2000 (13)

Innings Pitched

John Hudgins, 2003 (165.1)

Appearances

David Stringer, 2007 (31, tri-leader)



Jeff Bruksch equaled a school record with 13 saves in 2000.

▼ Stanford No-Hitters

Chad Hutchinson at Fresno State, February 1, 1998 (rain-shortened 5.0 innings)
Stanford 4, Fresno State 0

Jason Middlebrook vs. UCLA, May 8, 1994 (Game 2)
Stanford 3, UCLA 0

Jamie Sepeda (6.0ip) and Willie Adams (3.0ip)
vs. Pacific, February 12, 1992
Stanford 6, Pacific 0


Paul Grame vs. Cal State Hayward, February 4, 1981
Stanford 8, Cal State Hayward 0

Phil Keller vs. Arizona State, March 23, 1970
Stanford 1, Arizona State 0

Steve Dunning vs. Cal Poly Pomona, March 7, 1969
Stanford 10, Cal Poly Pomona 1

Bob Leopold vs. USC, April 14, 1957
Stanford 4, USC 0

Ed Verdurmen vs. Pepperdine, April 7, 1956 (Game 2 – 7.0 innings)
Stanford 11, Pepperdine 0



All-American Jason Middlebrook threw Stanford's last nine inning no-hitter in 1994 when he blanked UCLA, 3-0.


MEMORABLE MOMENTS

There have been numerous memorable moments that have stood out in Stanford Baseball history with just a few of the highlights listed below:

- Phil Keller's no-hitter vs. Arizona State in 1970.
- Steve Dunning's two 18-strikeout performances against USC in 1970.
- Paul Carey's grand slam in the bottom of the 10th inning versus LSU at the 1987 College World Series will forever be etched into the memories of the Cardinal faithful as possibly the greatest single moment in Stanford Baseball history.
- Tim Griffin's two grand slams in one game during the 1990 season.
- Jeffrey Hammonds' 37-game hitting streak during his freshman campaign in 1990.
- Jason Middlebrook's no-hitter against UCLA in 1994.
- Kyle Peterson's 14-1 record as a freshman in 1995.
- Kyle Peterson's near no-hit performance of No. 1 Cal State Fullerton in 1996 in the first-ever night game at Sunken Diamond.
- Jason Young's single-season school record and nation-leading 178 strikeouts in 1999.
- Justin Wayne's single-season school record 15 victories in 2000.
- Edmund Muth's three-homer day vs. Louisiana-Lafayette in the 2000 CWS, as well as Omaha grand slams the same year by Andy Topham (also vs. Louisiana-Lafayette) and Craig Thompson in the championship game against LSU.
- A doubleheader sweep over Texas on the final day of a 2001 NCAA Regional at Sunken Diamond that moved the Cardinal on to NCAA Super Regional action and marked the first time Stanford had ever swept a doubleheader in the NCAA Tournament to advance in the postseason.
- Carlos Quentin being hit by a pitch five times in a game at Florida State (February 9, 2002) to set a new NCAA Division I single-game record.
- Jeremy Guthrie's 13-inning complete game to defeat Cal State Fullerton, 3-2, in a 2002 NCAA Regional opener at Stanford.
- Ryan Garko putting together one of the best offensive campaigns in school history in 2003 with a .402 batting average, a school record-equaling 92 RBI and more homers (18) than strikeouts (17).
- Carlos Quentin posting a 26-game hitting streak that lasted two months during the 2003 campaign.
- John Hudgins breaking the school's single-season innings pitched record (165.1) in 2003 and winning three games in the CWS to earn the event's Most Outstanding Player honors.
- Danny Putnam's two-run shot in the top of the 10th inning to help the Cardinal complete a dramatic 7-5 comeback victory over Cal State Fullerton in a 2003 CWS bracket final.
- Sam Fuld breaking Stanford's all-time records for both runs scored (268) and at bats (1,071) to finish a standout career in 2004.
- Jed Lowrie becoming the first Stanford player in eight years to post six hits in a game when he was 6-for-6 with a grand slam, three doubles and five RBI in a wild 19-18 loss at Arizona (May 16, 2004).
- Matt Manship recording saves on both ends of a NCAA Waco Regional doubleheader sweep over Texas-San Antonio and TCU (June 5, 2005) to keep the Cardinal alive in the postseason.
- Stanford's domination at the NCAA Austin Regional in 2006, knocking off defending national champion and No. 3 national seed Texas in the process.
- Michael Taylor's two-homer, six-RBI performance in a 13-run Cardinal fourth to lead Stanford to a 20-13 win at USC (May 26, 2007).
- Erik Davis earns four-straight complete game victories in Pac-10 play in 2008, topped by a 13-strikeout performance at UCLA.
- Sean Rattliff's grand slam to highlight Stanford's comeback from a 6-2 deficit in a 9-7 victory over Pepperdine to capture the Regional title (June 2, 2008).
- Brent Milleville's three-run home run capping Stanford's 11-run ninth inning that snapped a 5-5 tie and gave the Cardinal a 16-5 victory over Florida State in the College World Series opener (June 14, 2008).



Justin Wayne




Carlos Quentin



Rawlings®

The Professional Baseball



Official Baseball
of the
Major Leagues



"The Mark of a Pro.™"

Official Baseball
of the
Minor Leagues